

[54] TELEPHONE OR SIMILAR ARTICLE

[75] Inventor: Paul R. Brown, New York, N.Y.

[73] Assignee: United States Telephone Company, New York, N.Y.

[**] Term: 14 Years

[21] Appl. No.: 681,881

[22] Filed: Apr. 30, 1976

[51] Int. Cl. D14-03

[52] U.S. Cl. D14/53

[58] Field of Search 179/100 D, 147, 146, 179/100 C, 178, 179; D14/53, 59, 62, 63

[56] References Cited

U.S. PATENT DOCUMENTS

| | | | |
|------------|---------|--------------------|-----------|
| D. 209,453 | 12/1967 | Hvale | D14/59 |
| D. 210,379 | 3/1968 | Perkins | D14/53 |
| D. 230,158 | 1/1974 | Genaro et al. | D14/63 |
| D. 230,159 | 1/1974 | Mirrer | D14/62 |
| 3,553,388 | 1/1971 | Mirrer | 179/100 D |

OTHER PUBLICATIONS

Sears Home Entertainment Cat. 1970, p. 30, item #1, Classique Decorator Telephone.

Lafayette Cat. 750, ©1974, p. 123, item #14, French Cradle Telephone.



Primary Examiner—Bernard Ansher
Attorney, Agent, or Firm—Meyer A. Gross

[57] CLAIM

The design for a telephone or similar article, substantially as shown and described.

DESCRIPTION

FIG. 1 is a front elevational view of a telephone or similar article embodying my new design; FIG. 2 is a rear elevational view thereof; FIG. 3 is a top plan view thereof; FIG. 4 is a bottom plan view thereof; FIG. 5 is a left side elevational view thereof; FIG. 6 is a right side elevational view thereof; FIG. 7 is a side elevation of a handset shown separately for clarity of illustration; and FIG. 8 is a top plan view of the telephone base.






FIG. 1




FIG. 2




FIG. 3

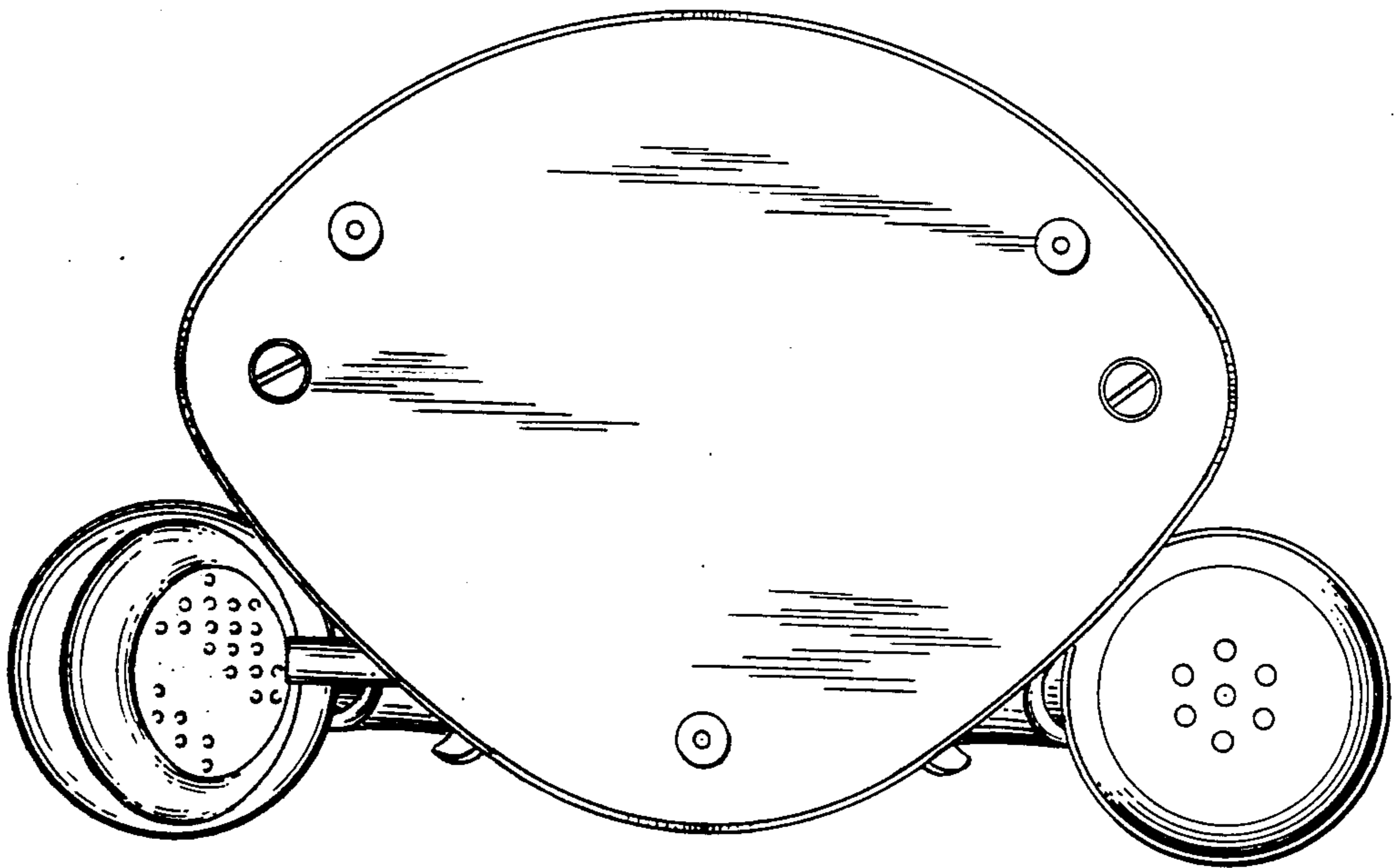


FIG. 4

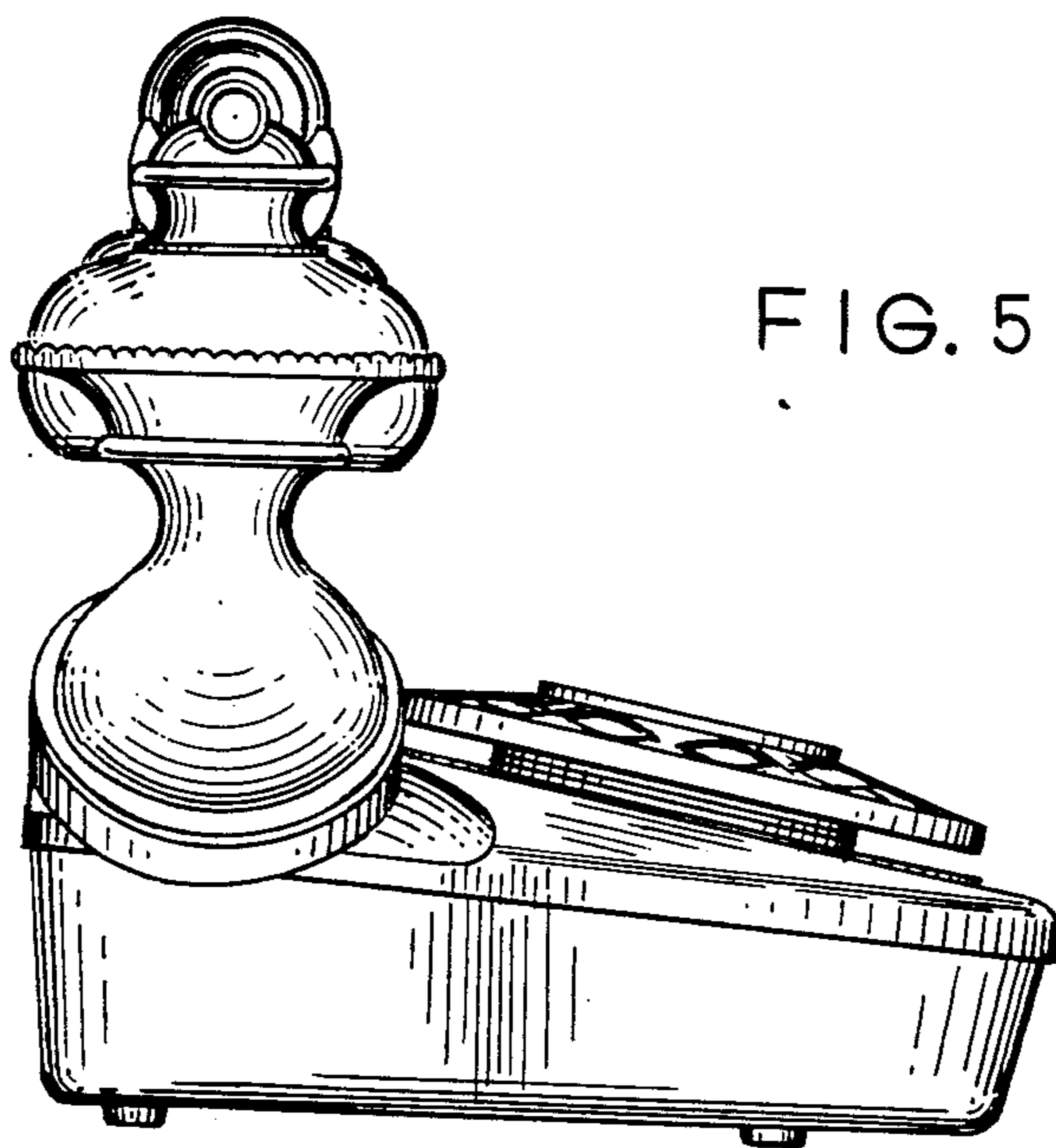


FIG. 5

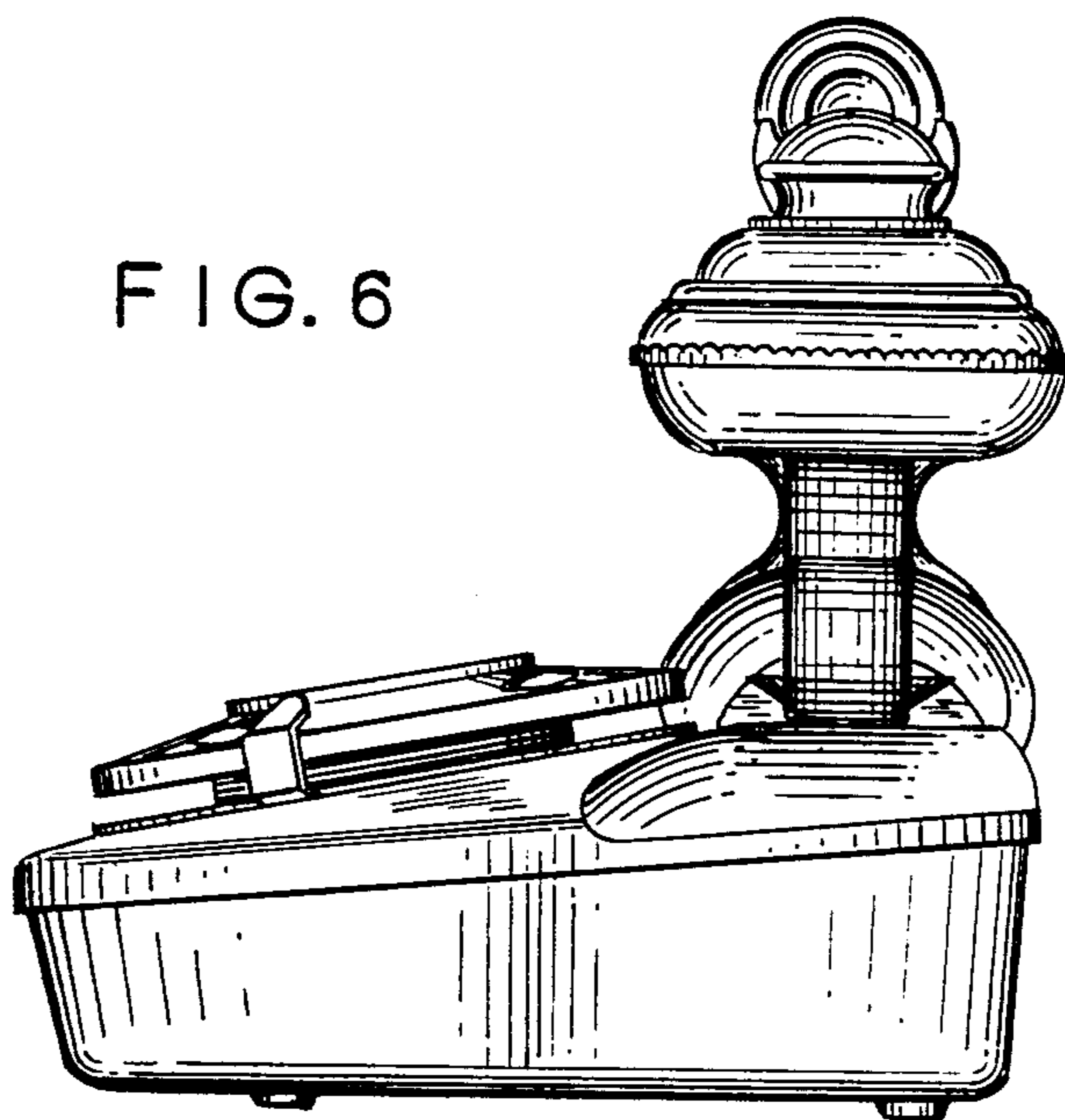


FIG. 6

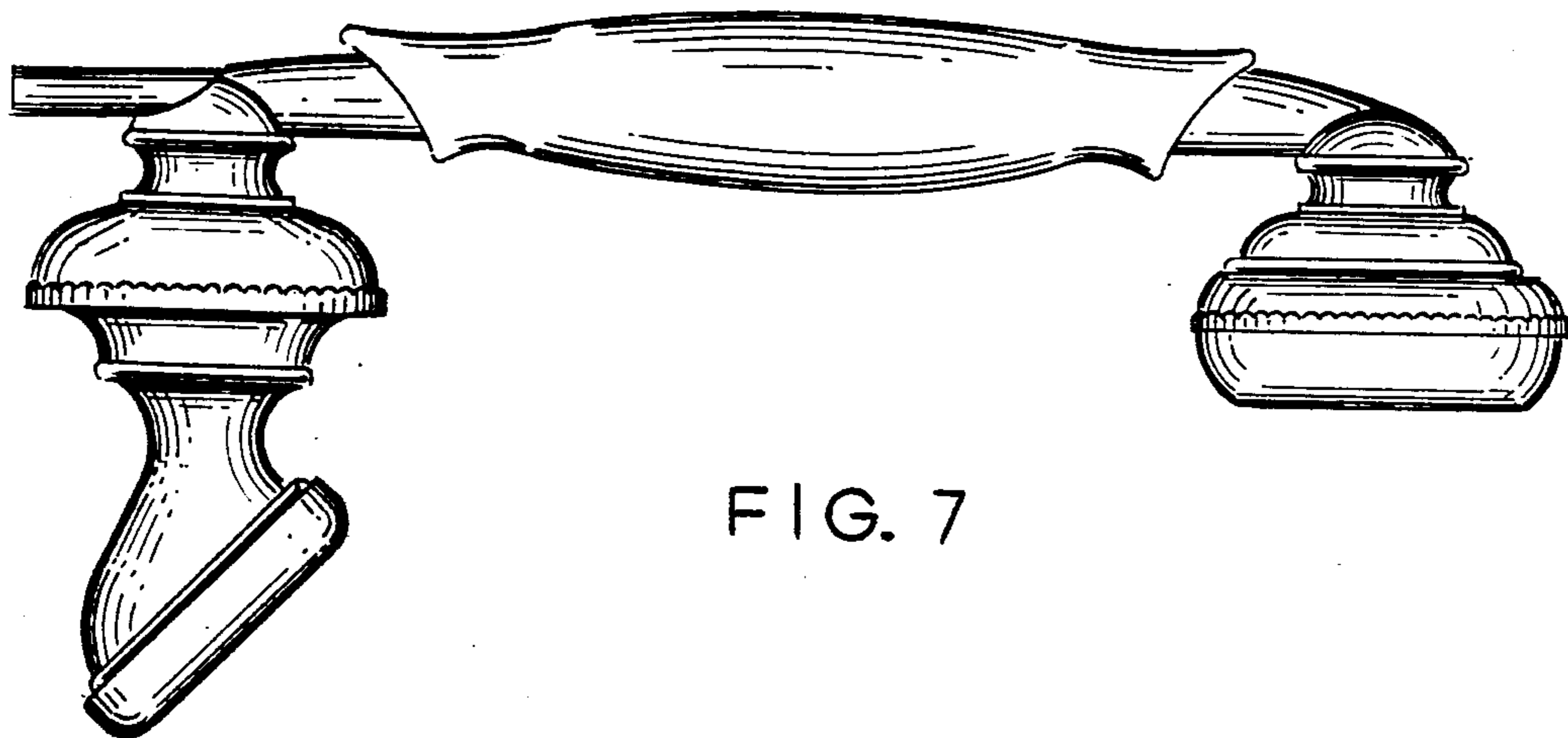


FIG. 7




FIG. 8