

[54] BAKERY TRAY OR THE LIKE

[75] Inventors: James C. Carroll, Hopkinsville, Ky.; Lewis T. Johnson, Bartlesville, Okla.

[73] Assignee: Phillips Petroleum Company, Bartlesville, Okla.

[\*\*] Term: 14 Years

[21] Appl. No.: 715,252

[22] Filed: Aug. 18, 1976

[51] Int. Cl. .... D9-03

[52] U.S. Cl. .... D87/1 R

[58] Field of Search ..... D87/1 R; D9/177, 219, D9/237, 242; 206/503-507, 557; D7/37

[56] References Cited

U.S. PATENT DOCUMENTS

D. 226,457	6/1973	Wilson	.....	D87/1 R
D. 233,268	10/1974	Fraser et al.	.....	D87/1 R
D. 233,373	10/1974	Rehrig	.....	D87/1 R

D. 240,714	7/1976	White	.....	D7/37
3,494,502	2/1970	Roush et al.	.....	D9/219
3,581,970	6/1971	Colato	.....	D7/37
3,648,883	3/1972	Bridenstine	.....	220/66

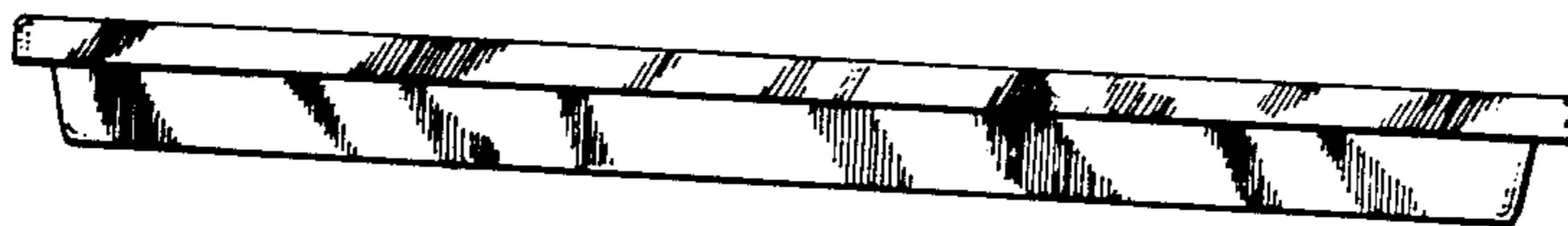
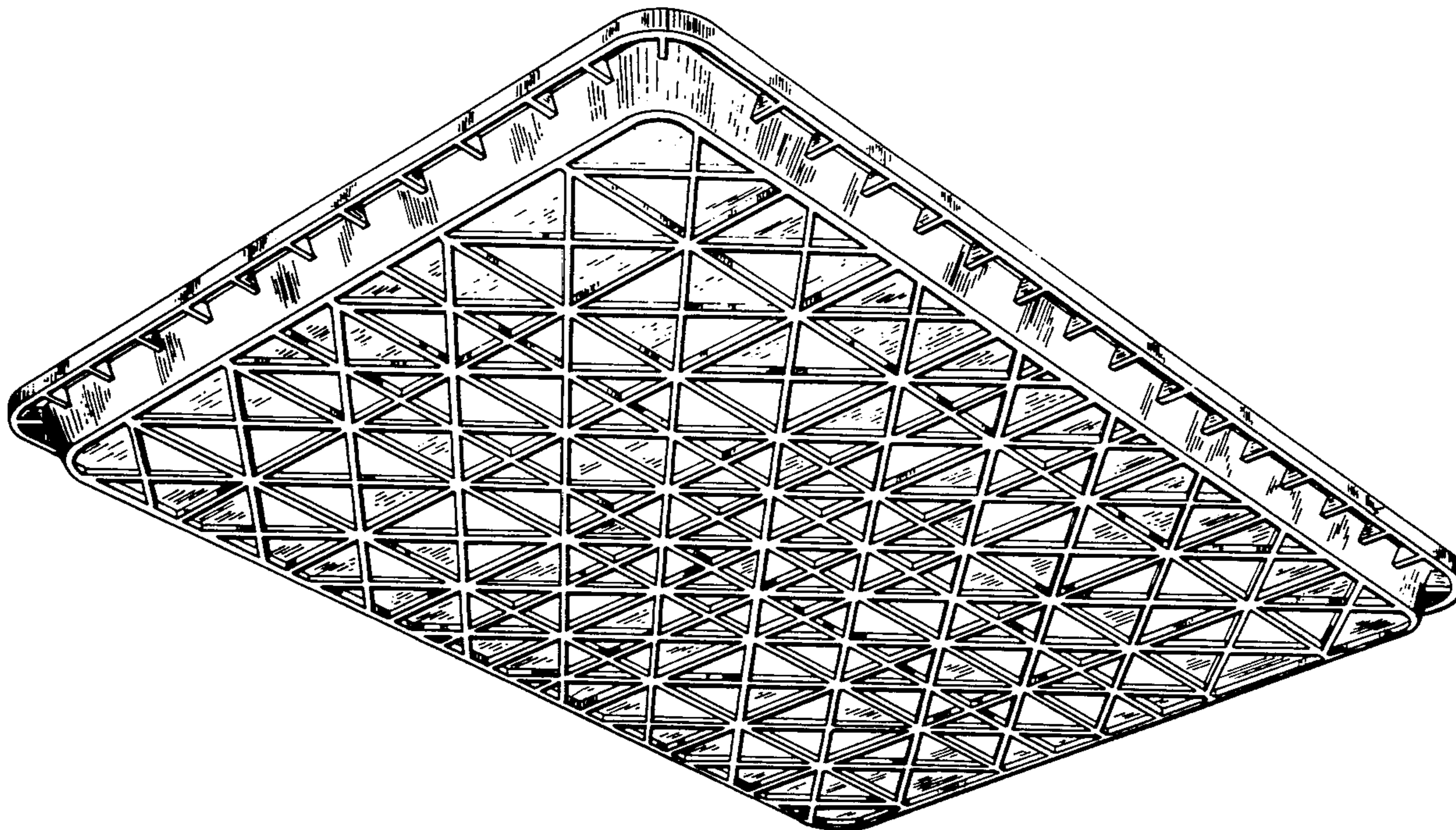
Primary Examiner—Joel Stearman  
Assistant Examiner—George P. Word  
Attorney, Agent, or Firm—Quigg & Oberlin

[57] CLAIM

The ornamental design for a bakery tray or the like, as shown and described.

DESCRIPTION

FIG. 1 is a top perspective view of a bakery tray or the like showing our new design;  
FIG. 2 is a bottom perspective view;  
FIG. 3 is a side elevational view, the opposite side being identical thereto;  
FIG. 4 is an end elevational view, the opposite end being identical thereto;  
FIG. 5 is a top plan view; and  
FIG. 6 is a bottom plan view.






FIG. 1

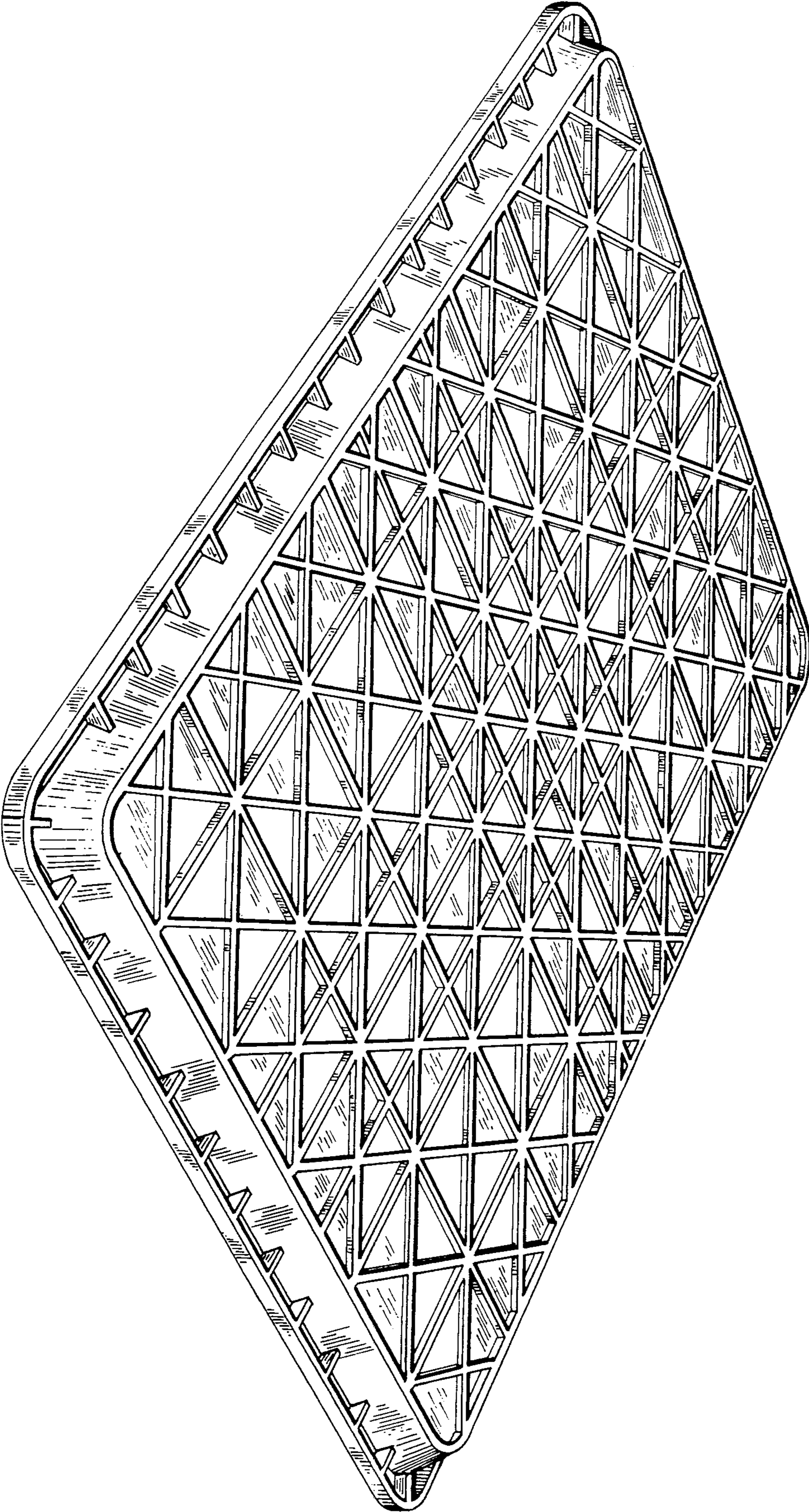


FIG. 2




FIG. 3

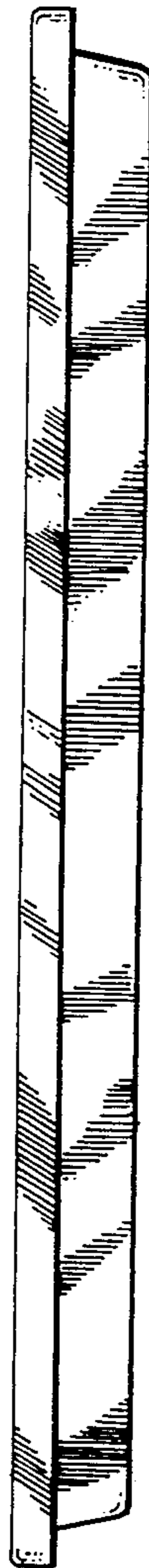


FIG. 4




FIG. 5

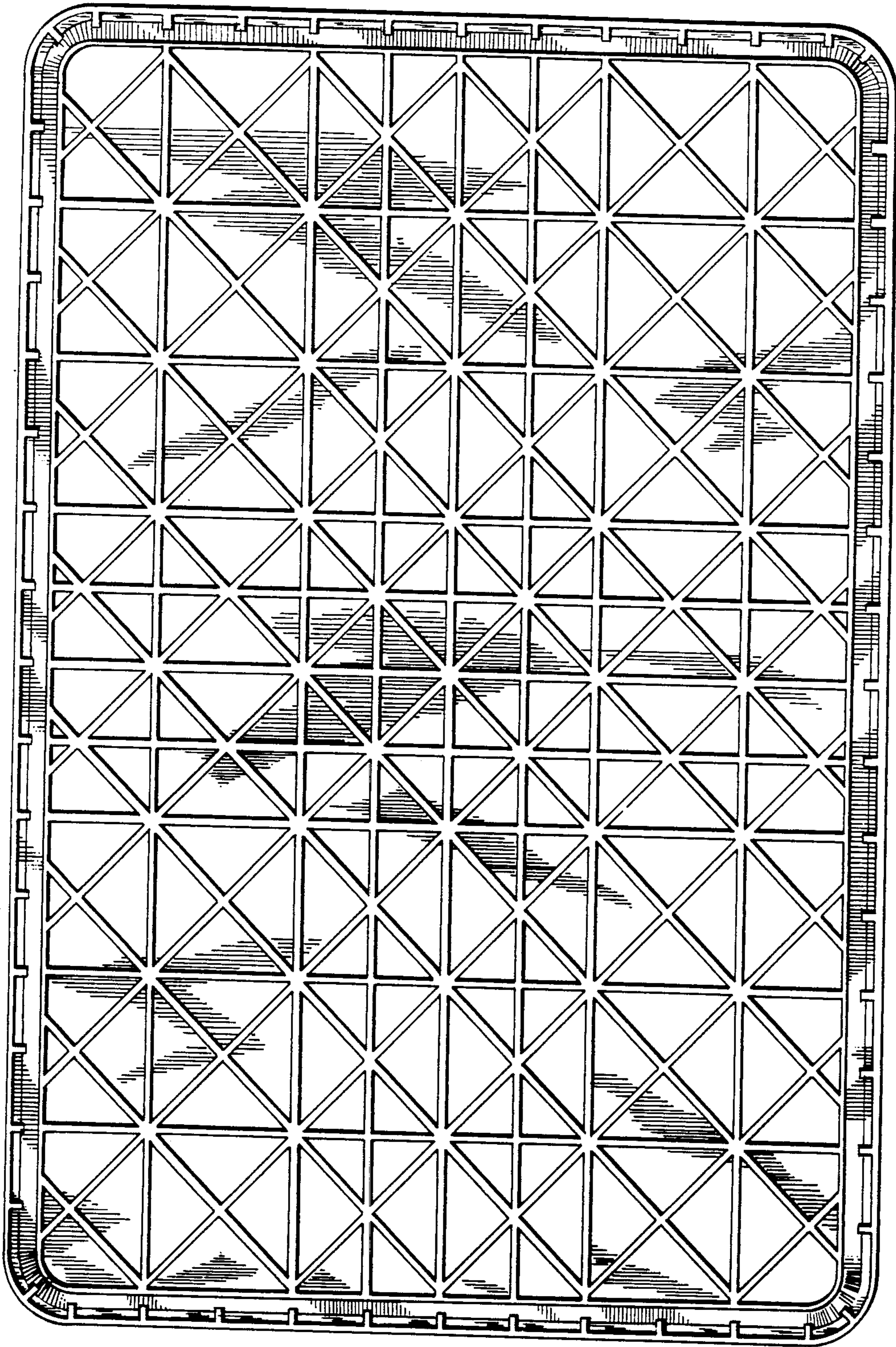


FIG. 6