

[54] EARRING

[76] Inventor: **Pepi G. Kelman**, 19264 Pacific Coast Hwy., Malibu, Calif. 90265

[\*] Notice: The portion of the term of this patent subsequent to Nov. 30, 1990, has been disclaimed.

[\*\*] Term: **14 Years**

[21] Appl. No.: **739,321**

[22] Filed: **Nov. 5, 1976**

**Related U.S. Application Data**

[62] Division of Ser. No. 637,852, Dec. 5, 1975, Pat. No. Des. 242,573.

[51] Int. Cl. .... **D11-01**

[52] U.S. Cl. .... **D11/75**

[58] Field of Search ..... **D45/1 R, 9; 63/1 R, 63/1 A, 2, 12-14 G, 20; 24/248 JE, 252 J, 255 J, 261 E; D11/40, 75, 87, 88**

[56] **References Cited**

**U.S. PATENT DOCUMENTS**

D. 242,573 11/1976 Kelman ..... D11/75  
2,798,148 7/1957 Lizio et al. .... 63/13 X

**FOREIGN PATENT DOCUMENTS**

1,430,488 1/1966 France ..... 24/252 J

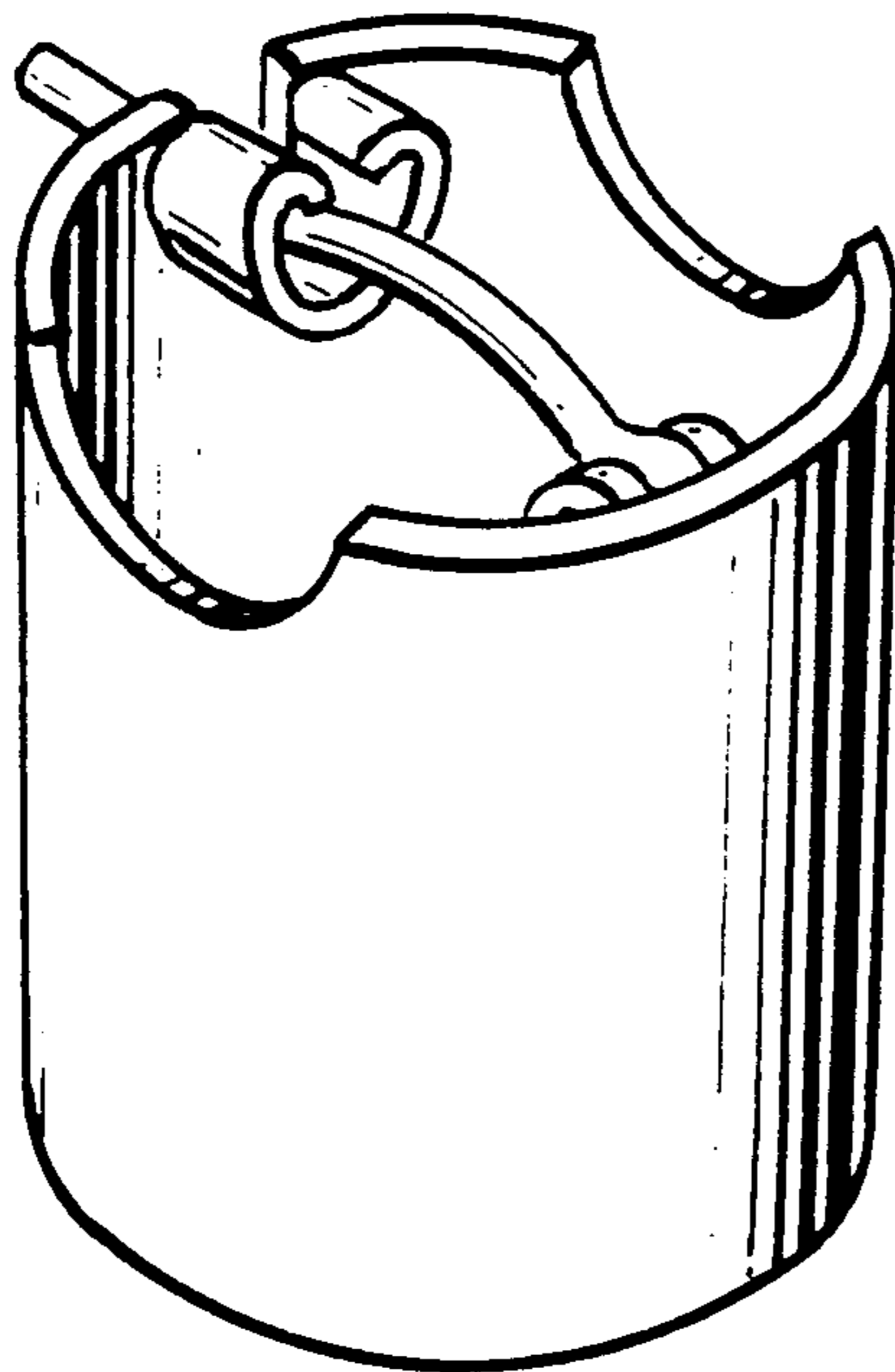
*Primary Examiner*—Joel Stearman  
*Assistant Examiner*—Lousi S. Zarfes  
*Attorney, Agent, or Firm*—Michael A. Painter

[57] **CLAIM**

The ornamental design for an earring, substantially as shown and described.

**DESCRIPTION**

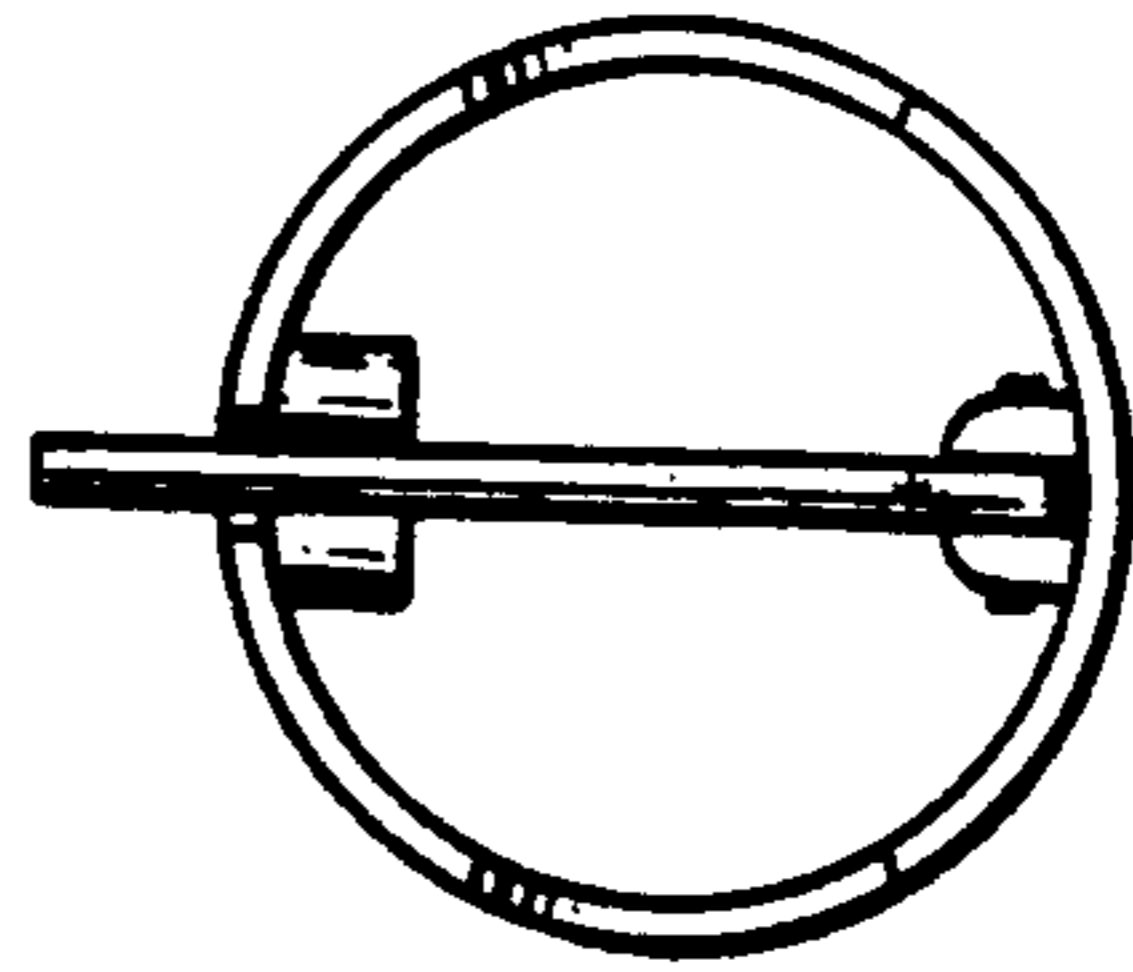
FIG. 1 is a front perspective view of an earring showing my new design;  
FIG. 2 is a top plan view of the earring shown in FIG. 1;  
FIG. 3 is a rear perspective view of the earring shown in FIG. 1;  
FIG. 4 is bottom perspective view of the earring shown in FIG. 1;  
FIG. 5 is a bottom plan view of the earring shown in FIG. 1.




*Fig. 1.*



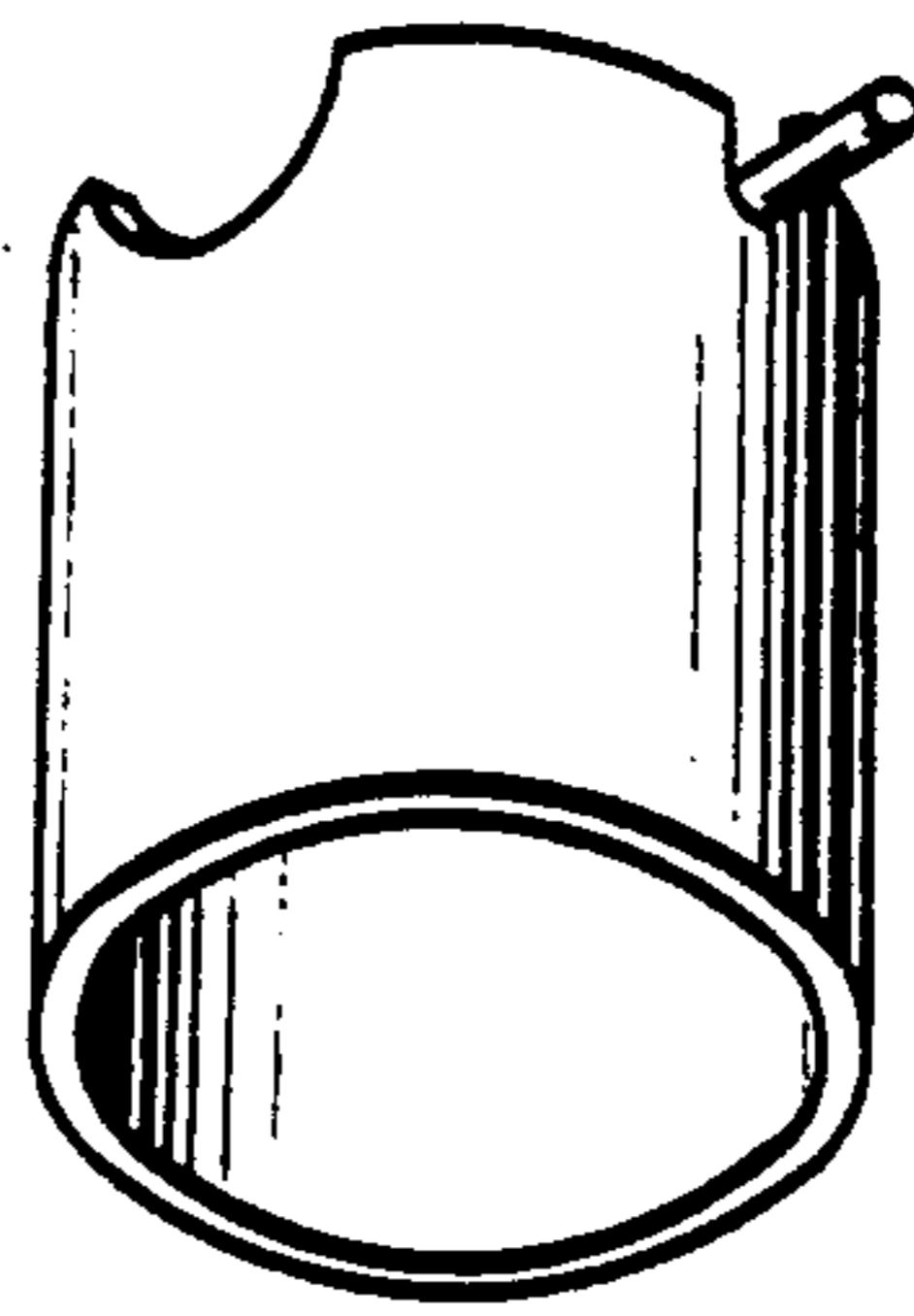
*Fig. 2.*



*Fig. 3.*



*Fig. 4.*



*Fig. 5.*

