

[54] **SCISSORS**

[75] Inventor: **Carl-Arne Breger, Malmo, Sweden**

[73] Assignee: **Dyno Merchandise Corporation, Ft. Lauderdale, Fla.**

[\*\*] Term: **14 Years**

[21] Appl. No.: **684,681**

[22] Filed: **May 10, 1976**

[30] **Foreign Application Priority Data**

Nov. 12, 1975 Germany ..... 8585

[51] Int. Cl. .... **D8-03**

[52] U.S. Cl. .... **D8/57**

[58] Field of Search ..... **D8/57, 51, 52, 53, 55; 30/341, 260, 254, 256**

[56] **References Cited**

**U.S. PATENT DOCUMENTS**

D. 11,279	7/1879	Lillard .....	30/254
D. 100,377	7/1936	Lincoln .....	D8/57
D. 153,074	3/1949	Oker .....	D8/57

D. 236,080	7/1975	Hopcraft .....	D8/57
D. 238,141	12/1975	Kahn .....	D8/57
920,092	4/1909	Slaughter .....	30/256
1,552,688	9/1925	Fichteman .....	30/254
2,284,664	6/1942	Kissling .....	30/230
3,046,655	7/1962	Sproson .....	30/254 X
3,906,630	9/1975	Megna .....	30/341 X

**FOREIGN PATENT DOCUMENTS**

800,067	8/1950	Germany .....	30/254
659,066	12/1963	Italy .....	30/341

*Primary Examiner*—Winifred E. Herrmann

*Attorney, Agent, or Firm*—Alex Friedman

[57] **CLAIM**

The ornamental design for a scissors, as shown.

**DESCRIPTION**

FIG. 1 is a top plan view of a scissors showing my new design;

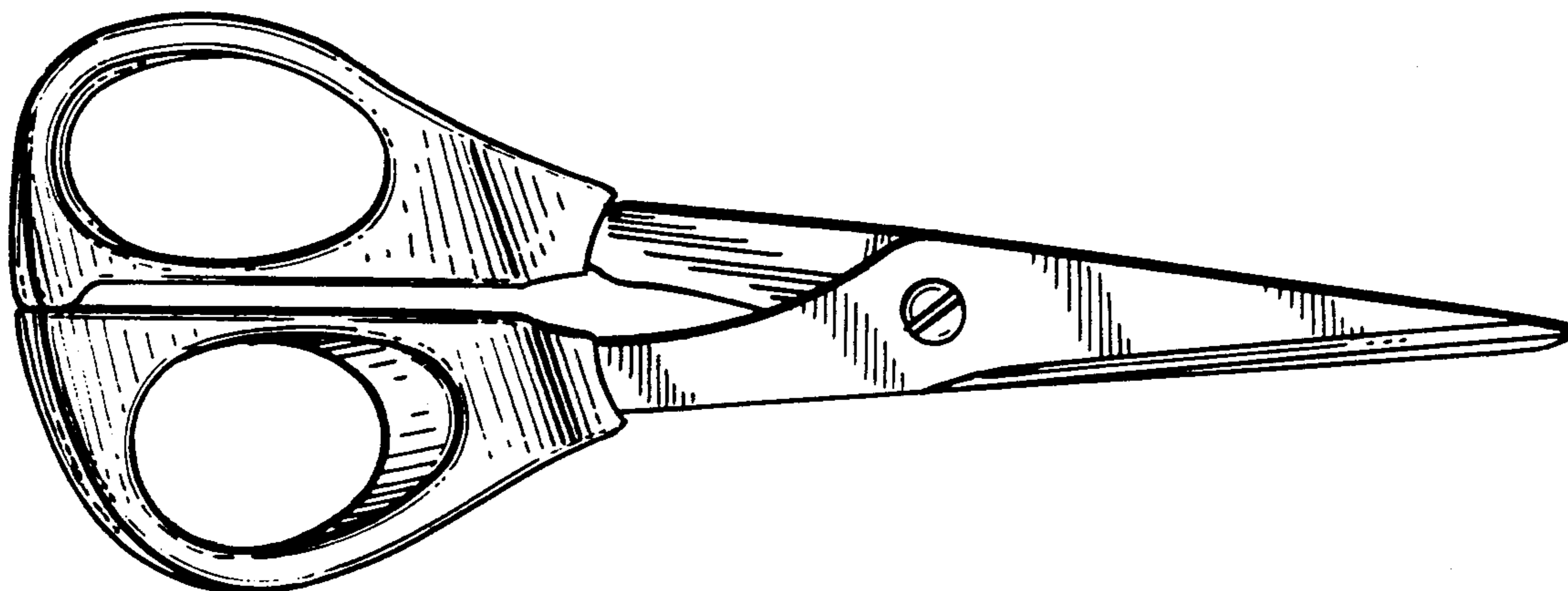
FIG. 2 is a front elevational view thereof;

FIG. 3 is a left end elevational view thereof;


FIG. 4 is a right end elevational view thereof;

FIG. 5 is a rear elevational view thereof; and

FIG. 6 is a bottom plan view thereof.



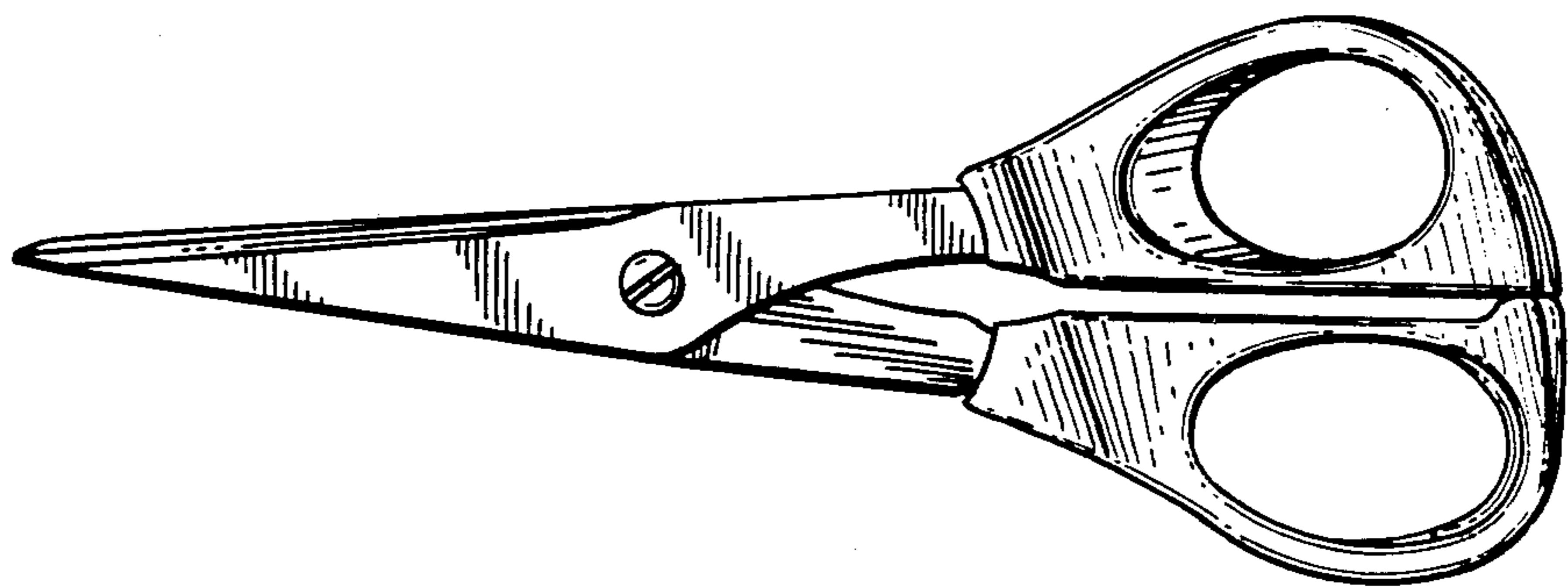
*FIG. 1*




*FIG. 3*



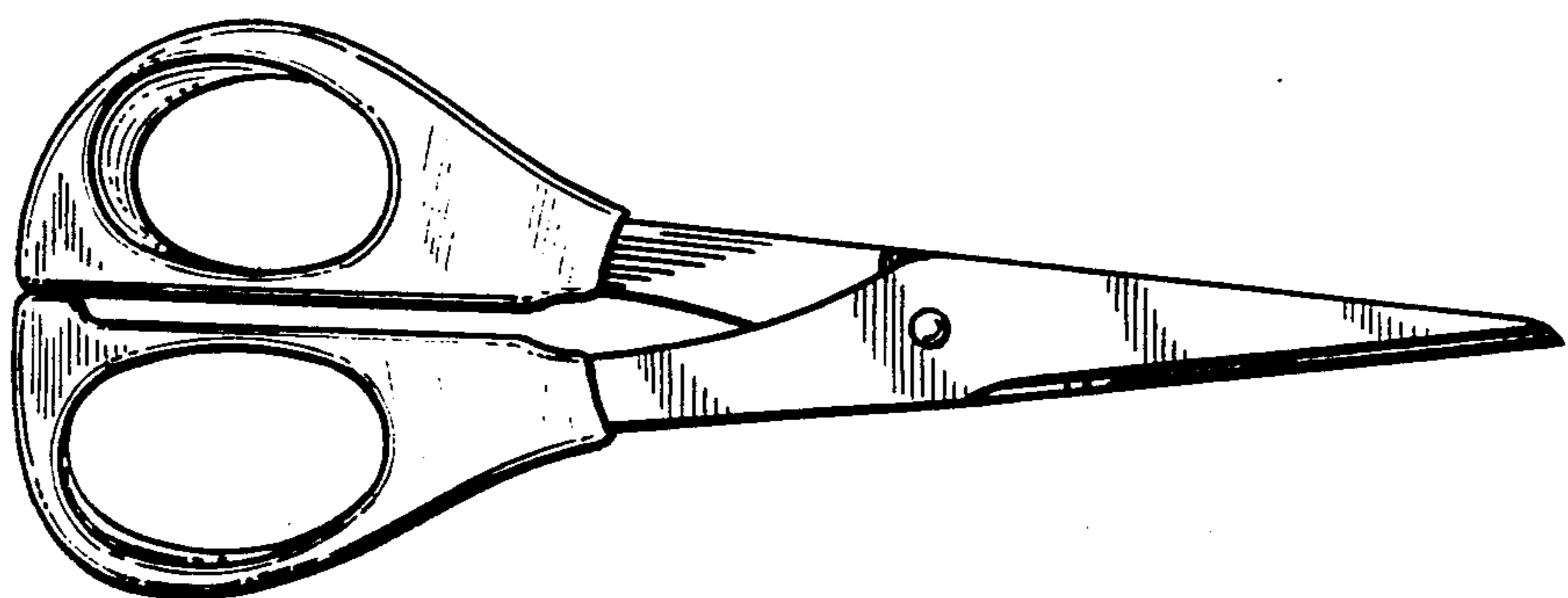
*FIG. 2*



*FIG. 4*



*FIG. 5*



*FIG. 6*

