

[54] BAKERY CONTAINER OR THE LIKE

[75] Inventors: James C. Carroll, Hopkinsville, Ky.; Lewis T. Johnson, Bartlesville, Okla.

[73] Assignee: Phillips Petroleum Company, Bartlesville, Okla.

[**] Term: 14 Years

[21] Appl. No.: 745,882

[22] Filed: Dec. 2, 1976

[51] Int. Cl. D9-03

[52] U.S. Cl. D87/1 R

[58] Field of Search D87/1 R; D9/176, 219, D9/177, 237, 179, 242; 206/503-505, 507

[56] References Cited

U.S. PATENT DOCUMENTS

| | | | | |
|------------|---------|----------------|-------|---------|
| D. 233,373 | 10/1974 | Rehrig | | D87/1 R |
| D. 239,335 | 3/1976 | Johnson | | D87/1 R |
| D. 244,486 | 5/1977 | Johnson et al. | | D87/1 R |

Primary Examiner—Joel Stearman

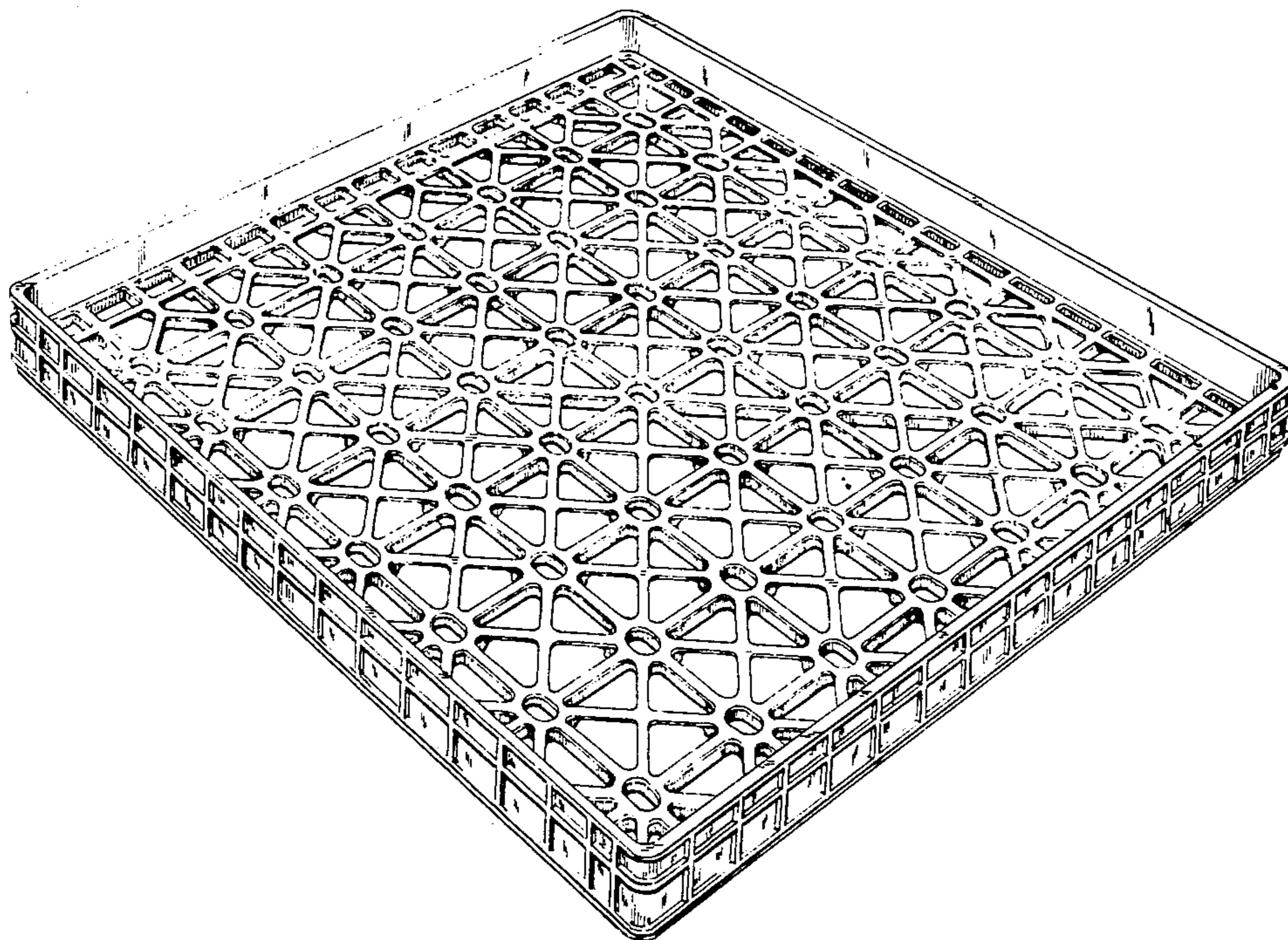
Assistant Examiner—George P. Word
Attorney, Agent, or Firm—Quigg & Oberlin

[57] CLAIM

The ornamental design for a bakery container or the like, as shown and described.

DESCRIPTION

FIG. 1 is a top perspective view of a bakery container or the like showing our new design;
 FIG. 2 is a top plan view;
 FIG. 3 is a bottom plan view;
 FIG. 4 is a side elevational view, the opposite side being identical thereto;
 FIG. 5 is an end elevational view, the opposite end being identical thereto;
 FIG. 6 is an enlarged scale cross-sectional view taken along line 6-6 of FIG. 2;
 FIG. 7 is an enlarged scale cross-sectional view taken along line 7-7 of FIG. 2;
 FIG. 8 is an enlarged scale cross-sectional view taken along line 8-8 of FIG. 3; and
 FIG. 9 is an enlarged scale cross-sectional view taken along line 9-9 of FIG. 3.



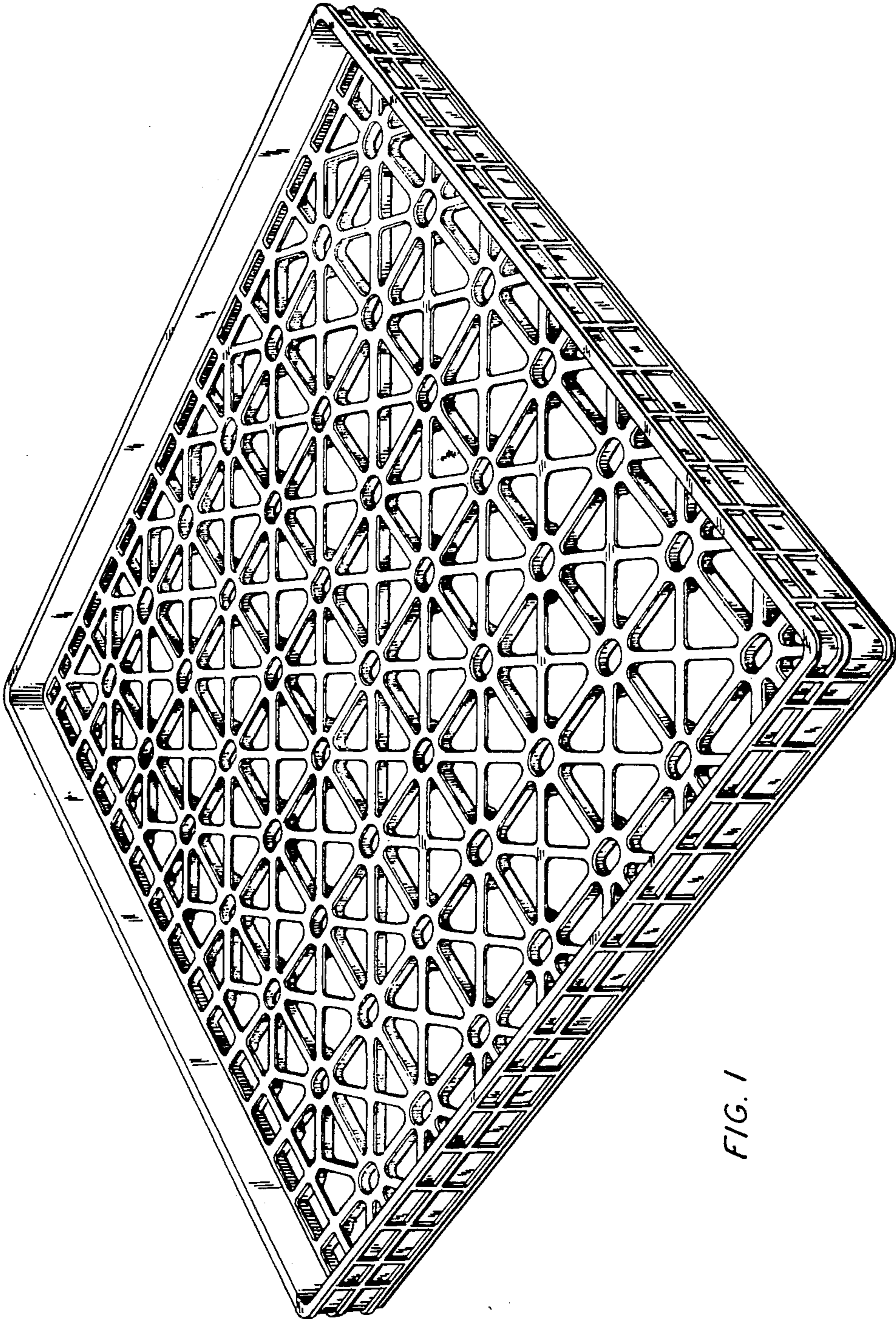


FIG. 1




FIG. 2




FIG. 3

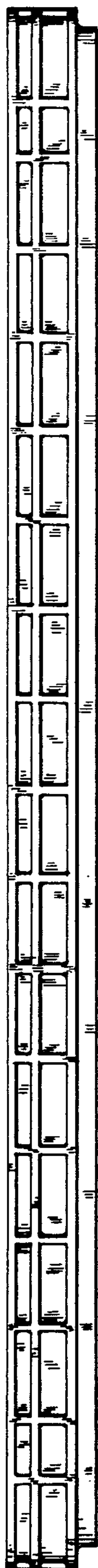


FIG. 4

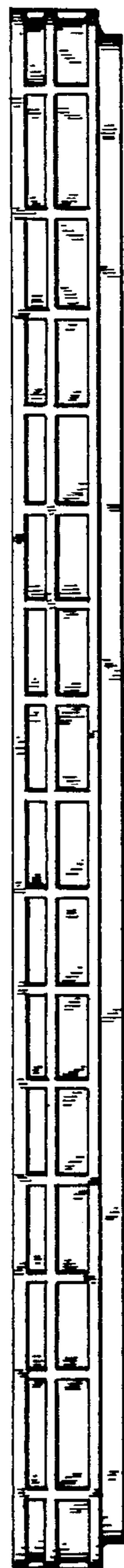


FIG. 5

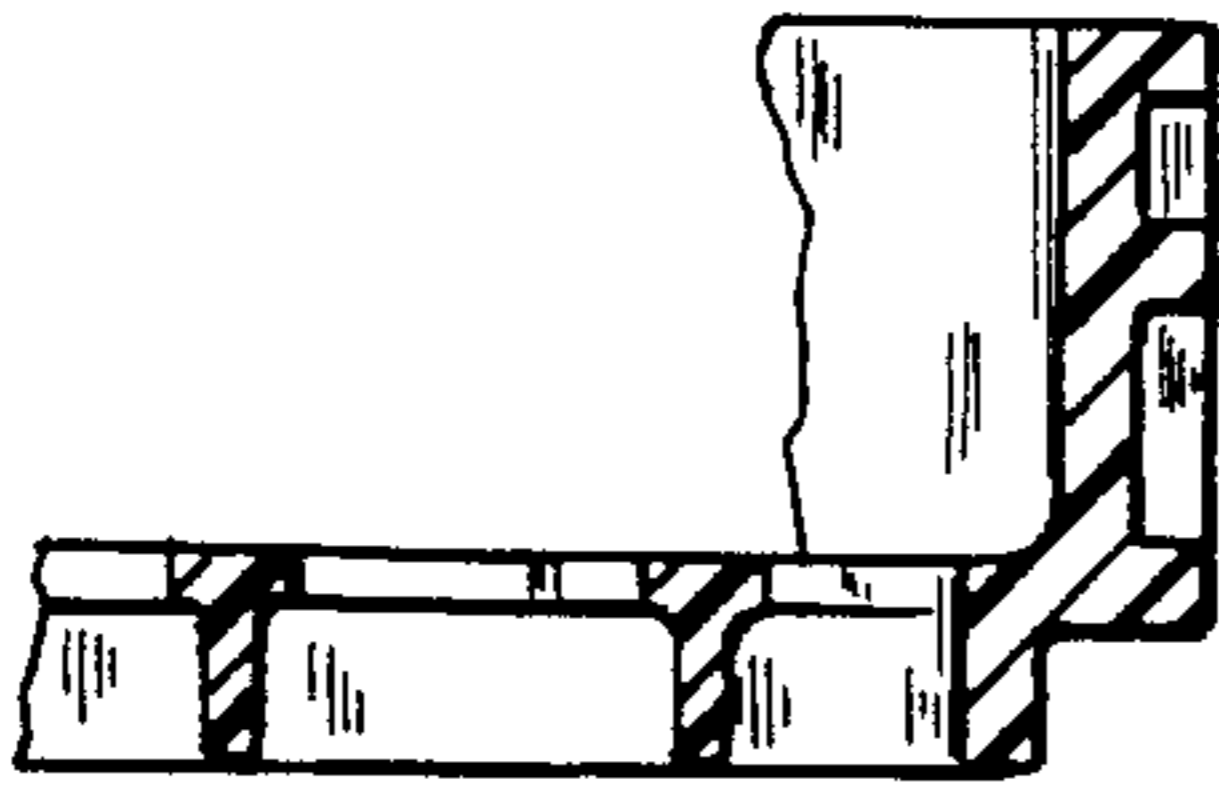


FIG. 6

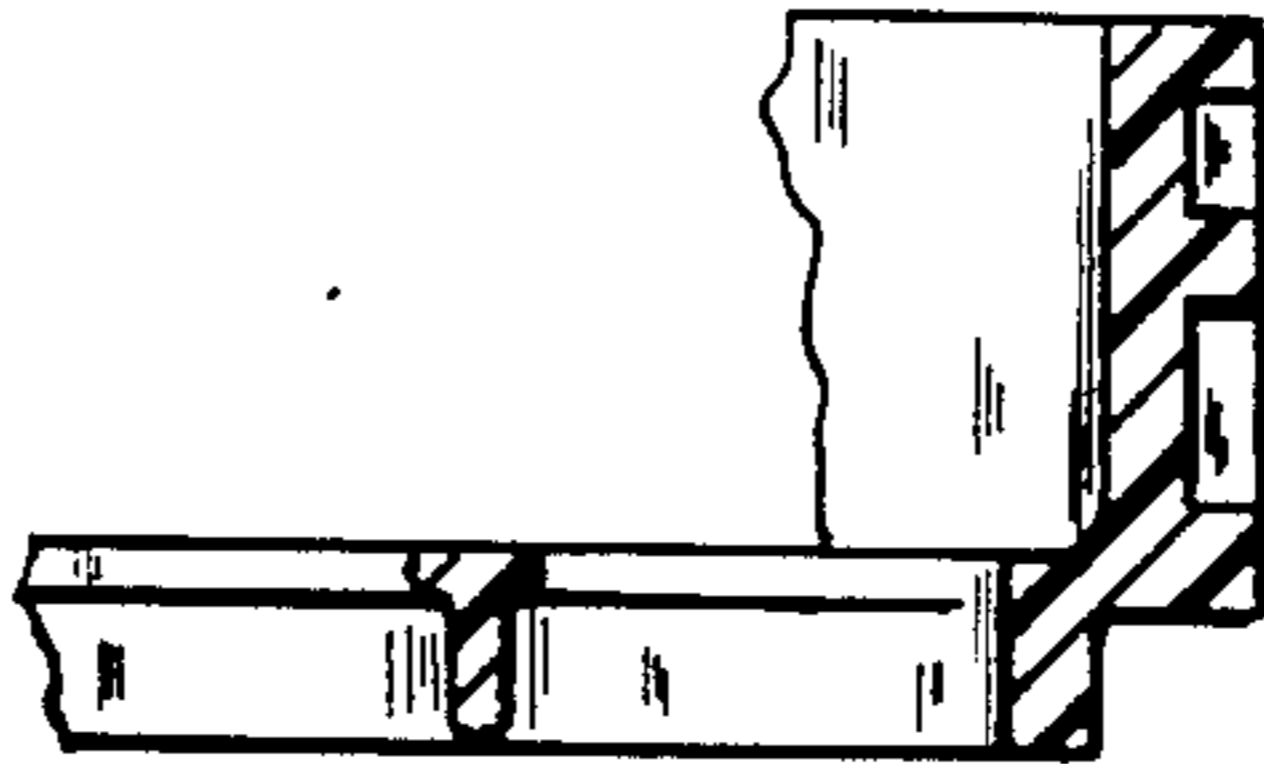


FIG. 7



FIG. 8



FIG. 9