

[54] **CORE FOR AN ELONGATE STRIP**

[75] Inventor: **Yo Sato**, Tokyo, Japan

[73] Assignee: **Kabushiki Kaisha Sato Kenkyusho**, Tokyo, Japan

[\*\*] Term: **14 Years**

[21] Appl. No.: **663,750**

[22] Filed: **Mar. 4, 1976**

[30] **Foreign Application Priority Data**  
 Dec. 1, 1975 Japan ..... 50-046946

[51] Int. Cl. .... **D14-99**

[52] U.S. Cl. .... **D14/10**

[58] **Field of Search** ..... D14/10, 11; D26/1 R;  
 D34/15 FF, 15 GG; D19/66-69; 242/68.5,  
 68.6; D52/1 R, 2 C

[56] **References Cited**  
**U.S. PATENT DOCUMENTS**  
 1,487,633 3/1924 Washburn ..... 242/68.6

2,693,918 11/1954 Bretson ..... 242/68.5  
 3,312,410 4/1967 Strothmann ..... 242/68.5  
 3,722,929 3/1973 Gilman ..... 242/68.3  
 3,997,124 12/1976 Sato ..... 242/68

**FOREIGN PATENT DOCUMENTS**

789,609 1/1958 United Kingdom ..... 242/68.6  
 879,630 10/1961 United Kingdom ..... 242/68.5

*Primary Examiner*—Nelson C. Holtje  
*Attorney, Agent, or Firm*—Sidney G. Faber

[57] **CLAIM**

The ornamental design for a core for an elongate strip, as shown.

**DESCRIPTION**

FIG. 1 is a side perspective view of a core for an elongated strip showing my new design;  
 FIG. 2 is a side elevational view thereof;  
 FIG. 3 is an opposite side elevational view thereof;  
 FIG. 4 is an edge elevational view thereof;  
 FIG. 5 is a top plan view thereof;  
 FIG. 6 is a cross-sectional side view thereof as taken from line 6-6 of FIG. 2.

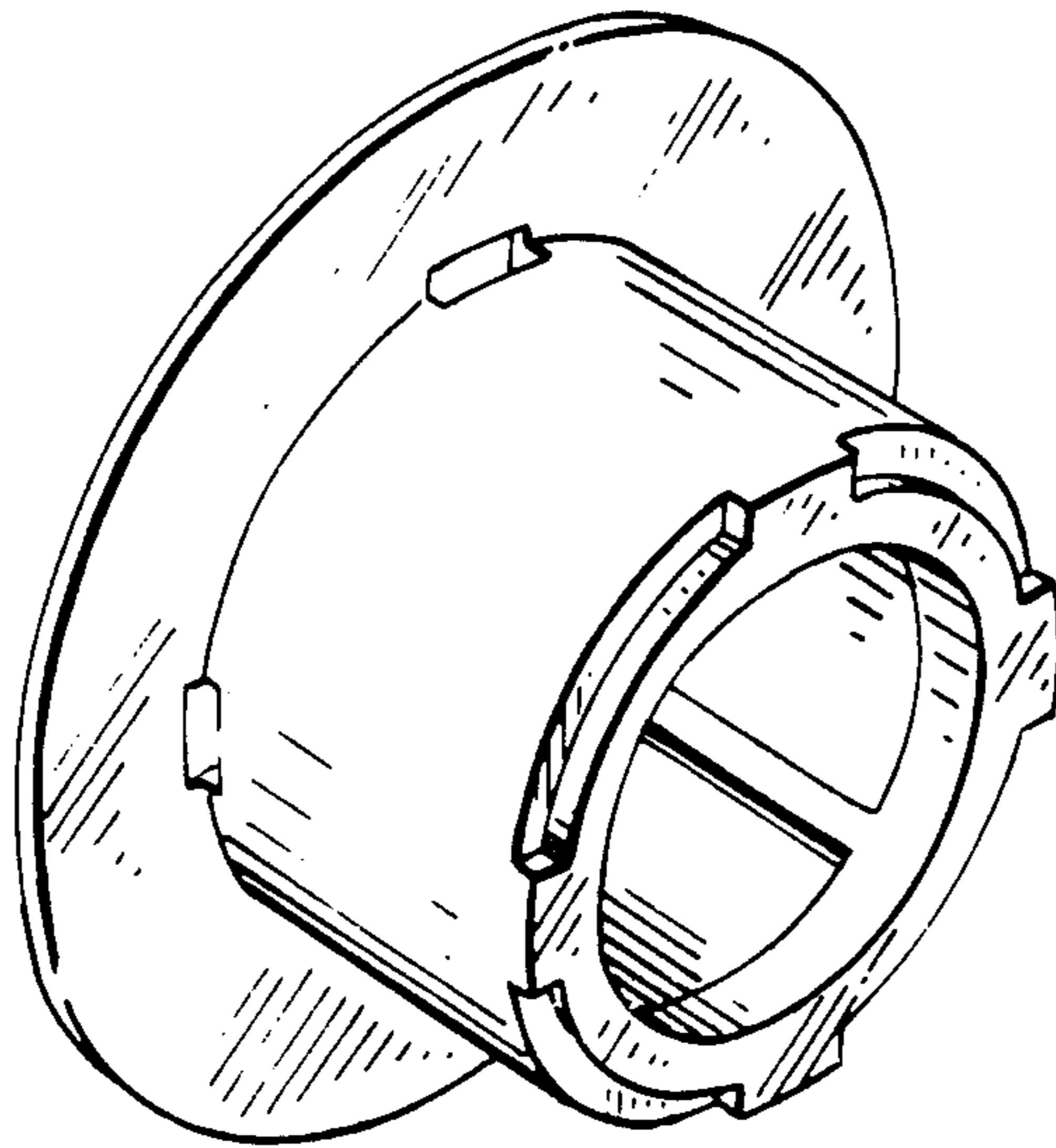


FIG. 1.

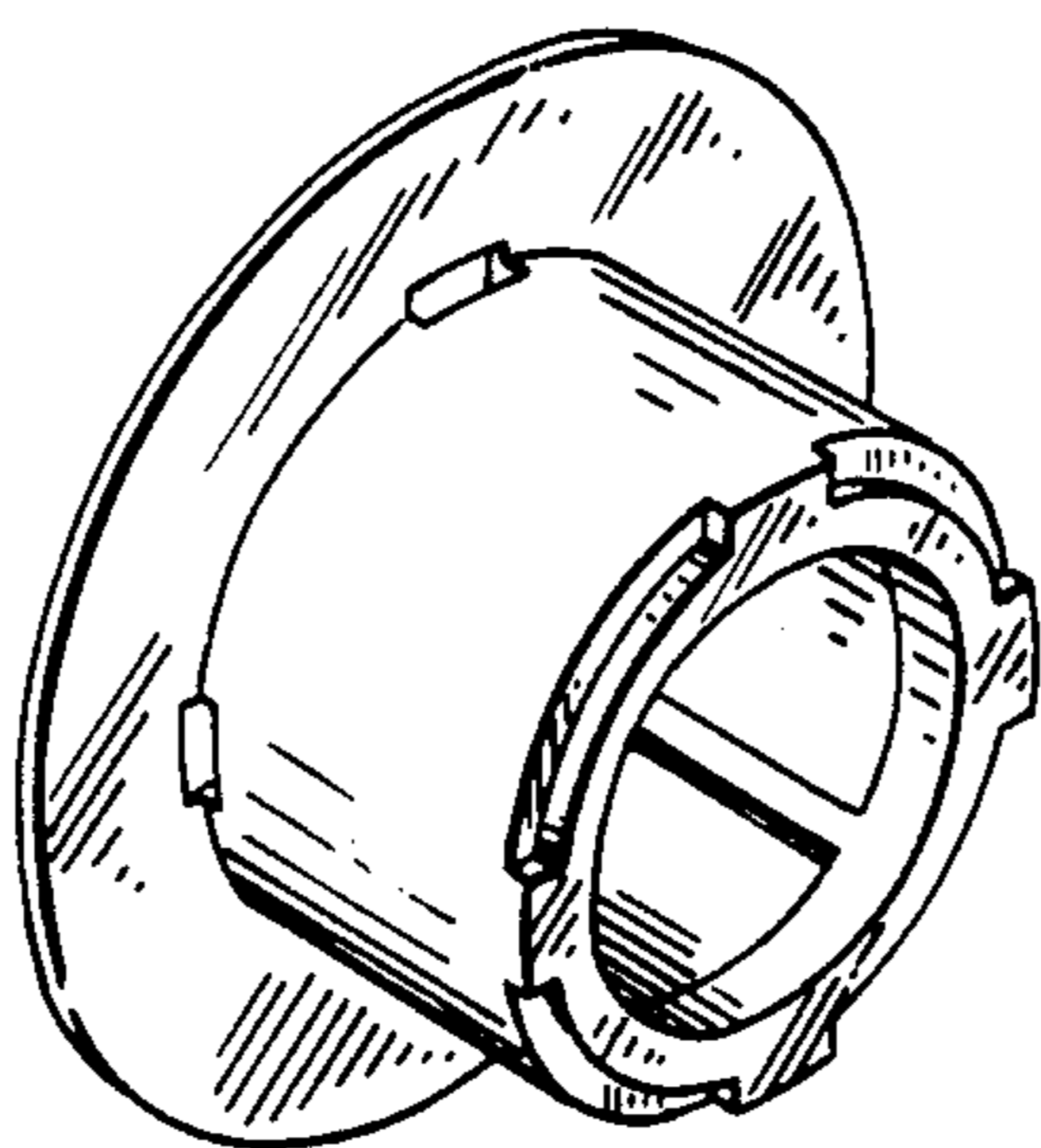


FIG. 4.




FIG. 2.

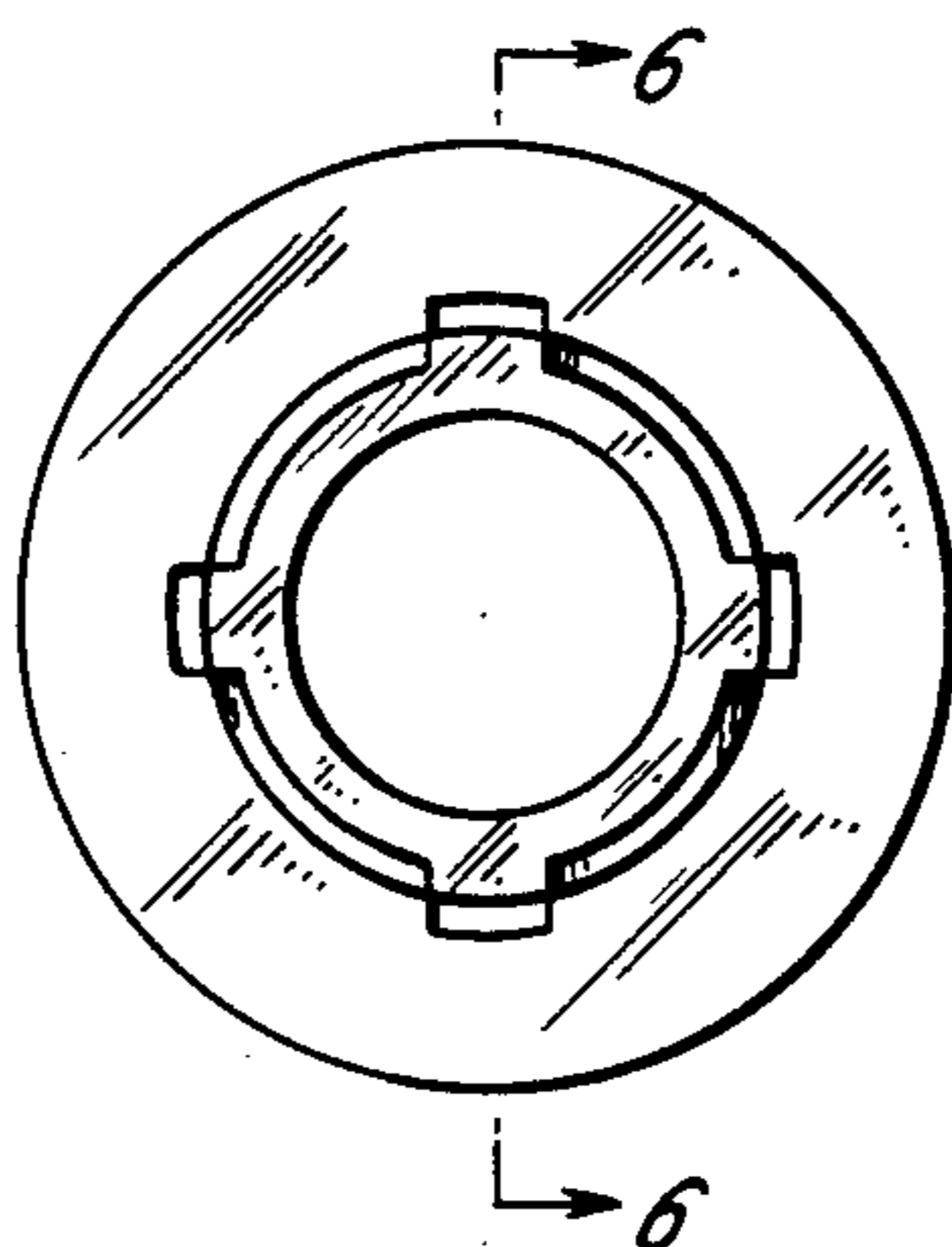


FIG. 5.




FIG. 5.

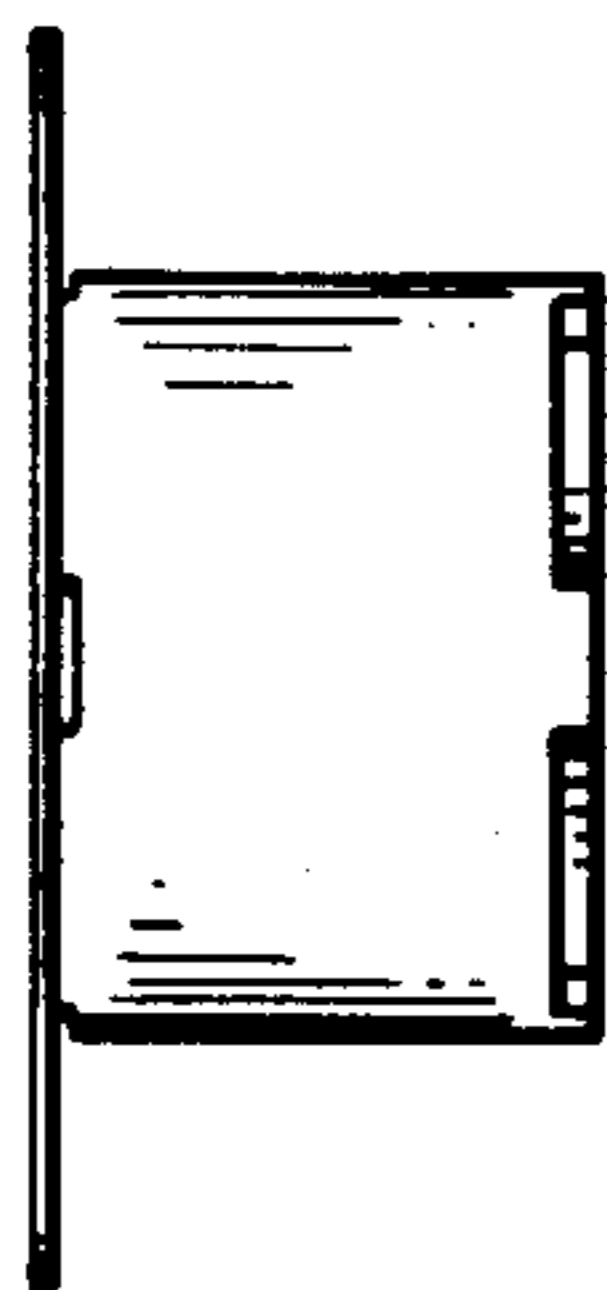


FIG. 3.

