

[54] **COMBINED CAN OPENER AND ICE CRUSHER**

3,515,357 6/1970 Clark 241/101.2
3,942,247 3/1976 Ponczek et al. D8/36 X

[75] Inventor: **Richard Kenneth Thomas**, Elk Grove Village, Ill.

[73] Assignee: **Sunbeam Corporation**, Chicago, Ill.

[**] Term: **14 Years**

[21] Appl. No.: **691,152**

[22] Filed: **May 28, 1976**

[51] Int. Cl. **D7-99**

[52] U.S. Cl. **D8/34**

[58] Field of Search D8/34, 35, 36; D7/156; D15/101, 80; 241/101.2, DIG. 17; 30/400

[56] **References Cited**

U.S. PATENT DOCUMENTS

D. 197,635	3/1964	Dykes	D7/156
D. 211,227	5/1968	Cartner et al.	D8/34
D. 230,005	1/1974	Weiss	D8/35
D. 232,696	9/1974	Gourley	D8/35
D. 236,425	8/1975	McCue	D8/36 X

OTHER PUBLICATIONS

Home Furnishings Daily, Monday, Jan. 15, 1968, p. 21, Udico Can Opener - Ice Crusher.

Primary Examiner—Winifred E. Herrmann
Attorney, Agent, or Firm—George R. Clark

[57] **CLAIM**

The ornamental design for a combined can opener and ice crusher, as shown and described.

DESCRIPTION

FIG. 1 is a perspective view of a combined can opener and ice crusher showing my new design.

FIG. 2 is a top plan view thereof.

FIG. 3 is a left side elevational view thereof.

FIG. 4 is a rear elevational view thereof.

FIG. 5 is a partial sectional view taken along line 5—5 of FIG. 4, and

FIG. 6 is a partial sectional view taken along line 6—6 of FIG. 2.




Fig. 1.

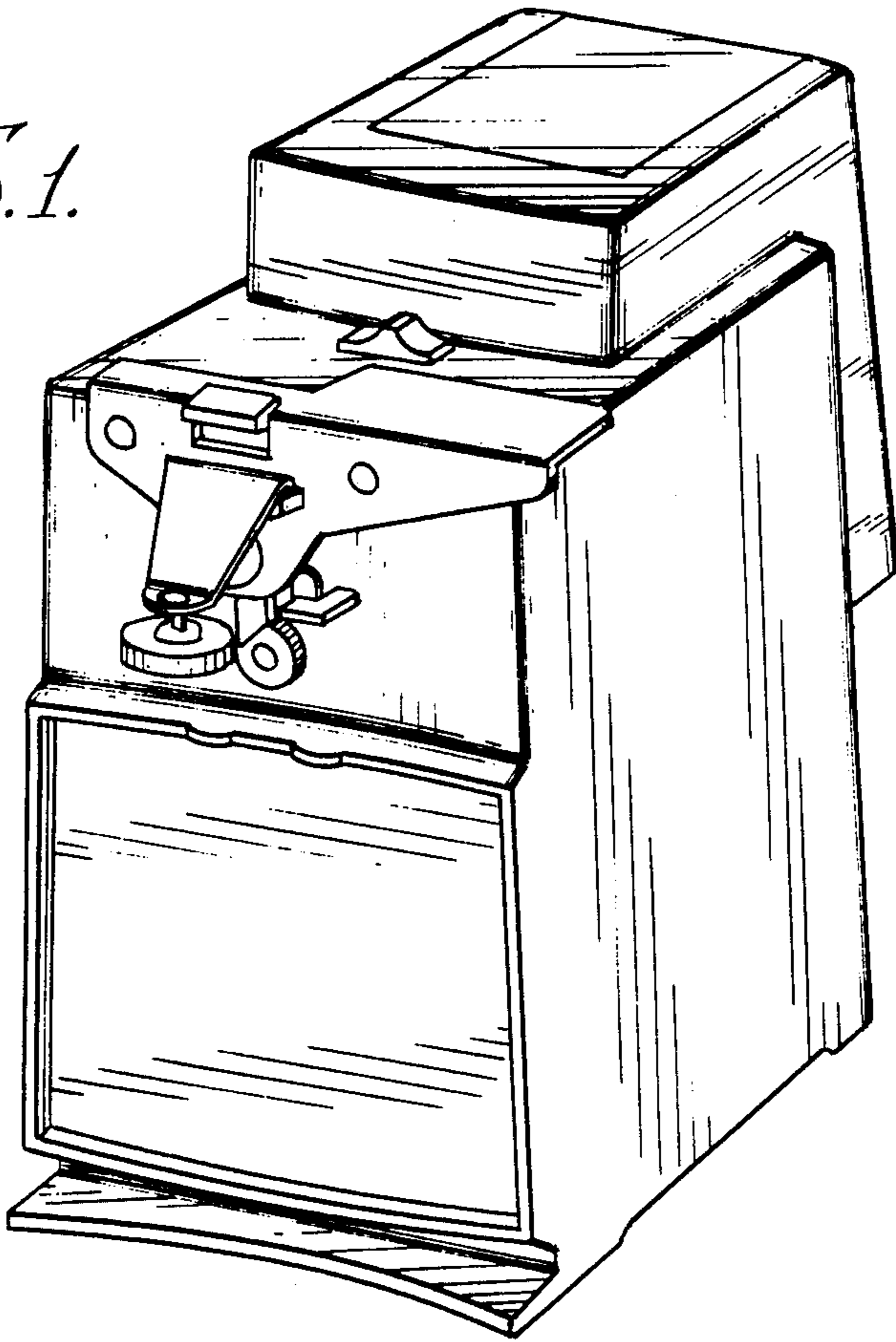


Fig. 5.



Fig. 2.

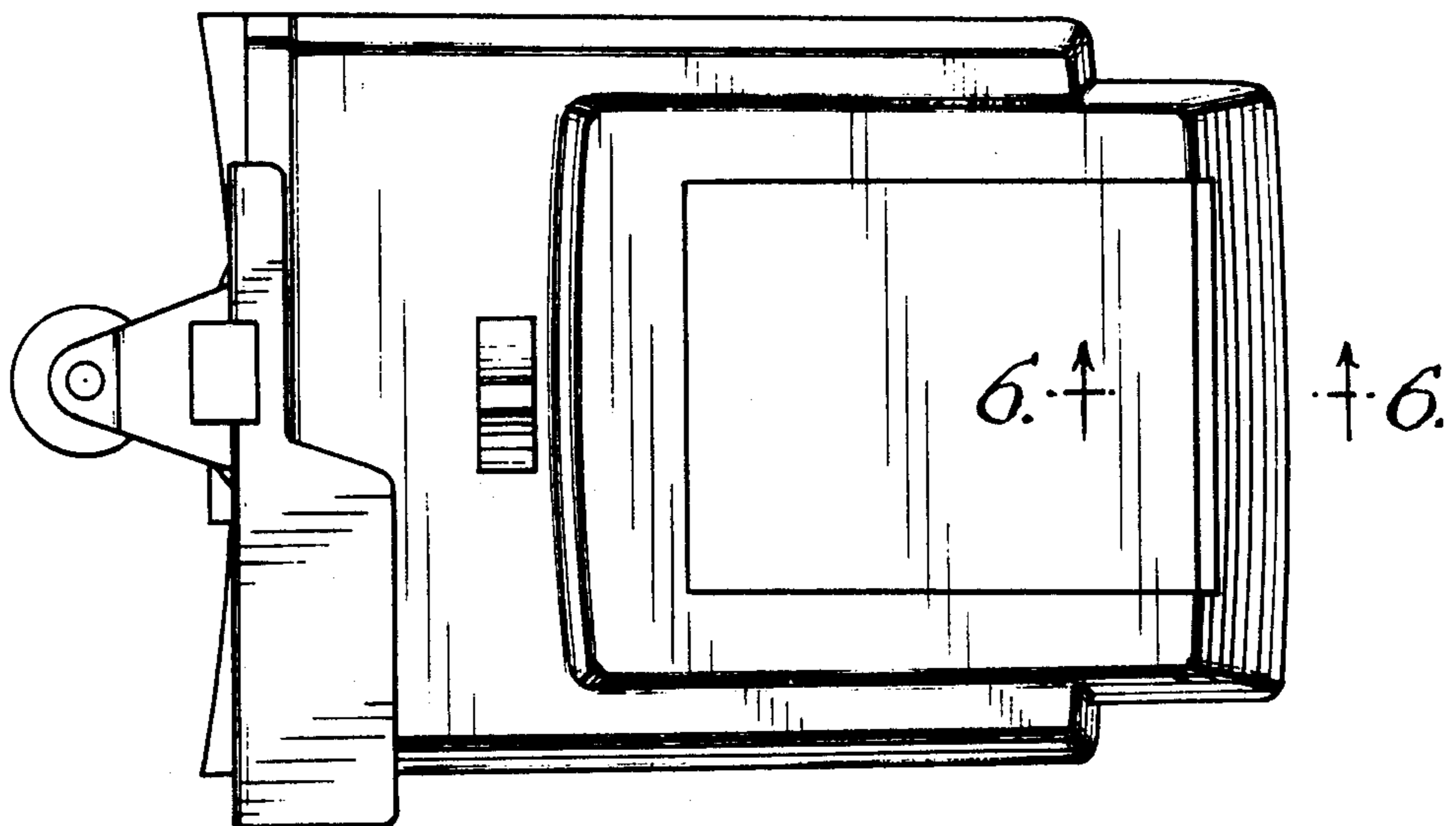


FIG. 3.

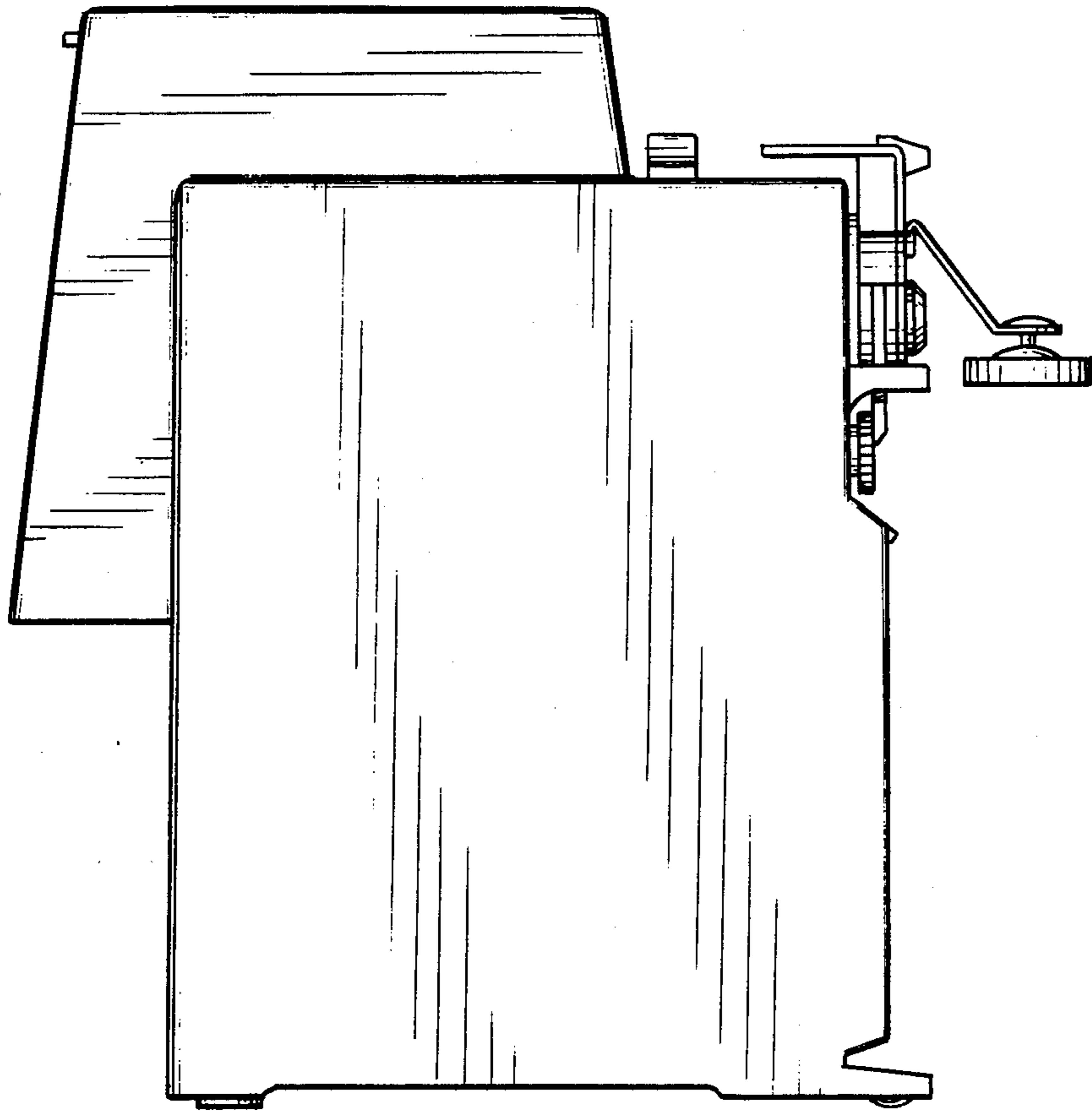


FIG. 4.

FIG. 6.

