

[54] FACE SHIELD

[76] Inventor: **Thomas Hannon**, Rte. 5 Walnut Rd., Lockport, Ill. 60441

[\*\*] Term: **14 Years**

[21] Appl. No.: **620,232**

[22] Filed: **Oct. 6, 1975**

[51] Int. Cl. .... **D28-03**

[52] U.S. Cl. .... **D28/9**

[58] Field of Search ..... **D86/10 A; D88/2; D2/234; 416/20 A; 132/9, 45 R, 88.5; 2/9, 11, 173, 174, 206; D34/15 L; D28/9**

[56] **References Cited**

**U.S. PATENT DOCUMENTS**

D. 206,625	1/1967	Hoffman	.....	D2/234
3,898,357	8/1975	Miller	.....	D86/10 A
3,963,034	6/1976	Runberg et al.	.....	2/9

**FOREIGN PATENT DOCUMENTS**

2,013,772	12/1971	Germany	.....	10 A/
927,453	5/1963	United Kingdom	.....	D86/10 A

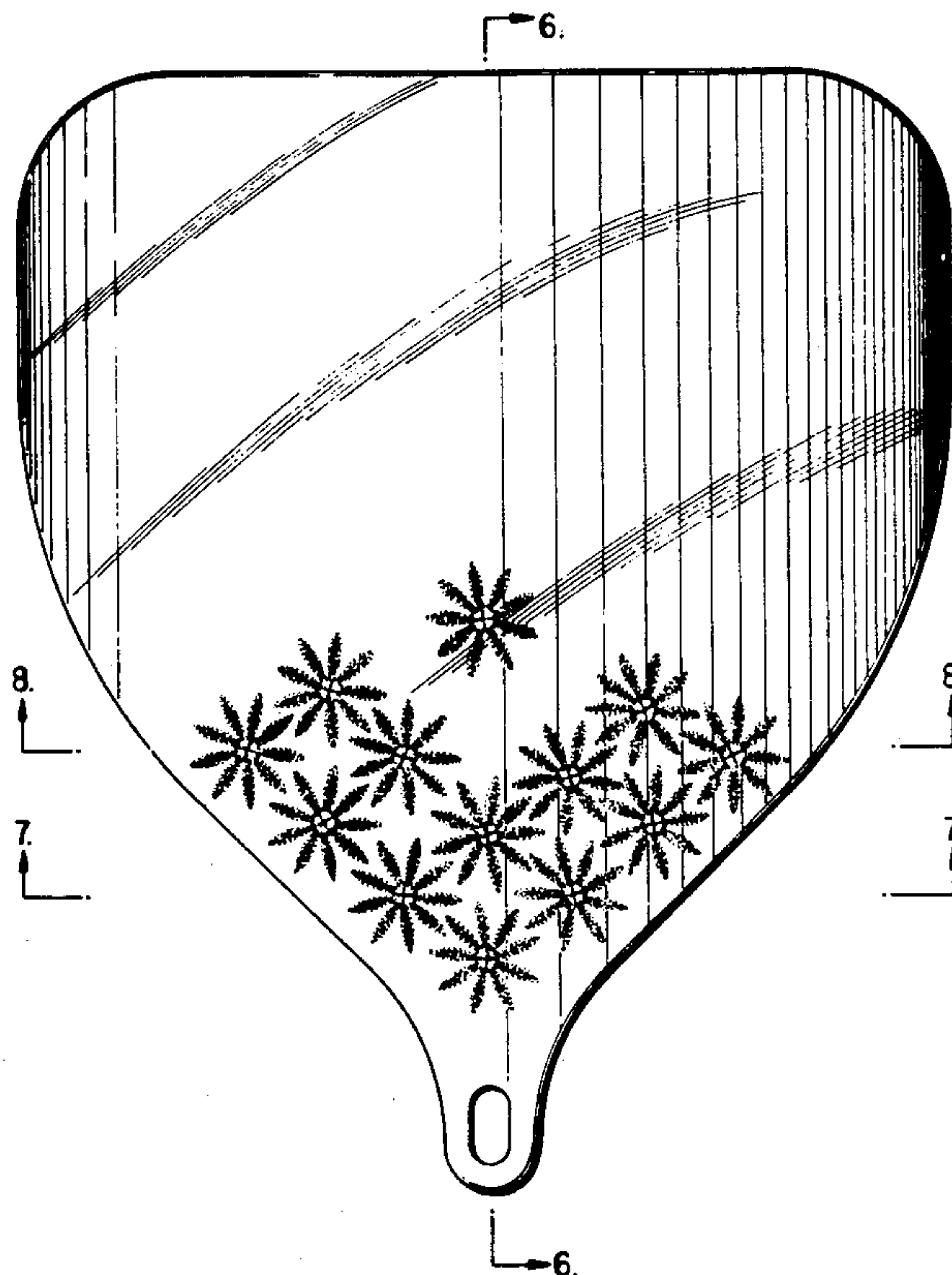
*Primary Examiner*—Joel Stearman  
*Assistant Examiner*—Louis S. Zarfes  
*Attorney, Agent, or Firm*—Norman F. Oblon

[57] **CLAIM**

The ornamental design for a face shield, as shown and described.

**DESCRIPTION**

FIG. 1 is a front elevational view of a face shield showing my new design;  
FIG. 2 is a top plan view thereof;  
FIG. 3 is a rear elevational view thereof;  
FIG. 4 is a bottom plan view thereof;  
FIG. 5 is a right side elevational view thereof;  
FIG. 6 is a sectional view taken on line 6—6 of FIG. 1;  
FIG. 7 is a sectional view taken on line 7—7 of FIG. 1;  
and  
FIG. 8 is a sectional view taken on line 8—8 of FIG. 1.



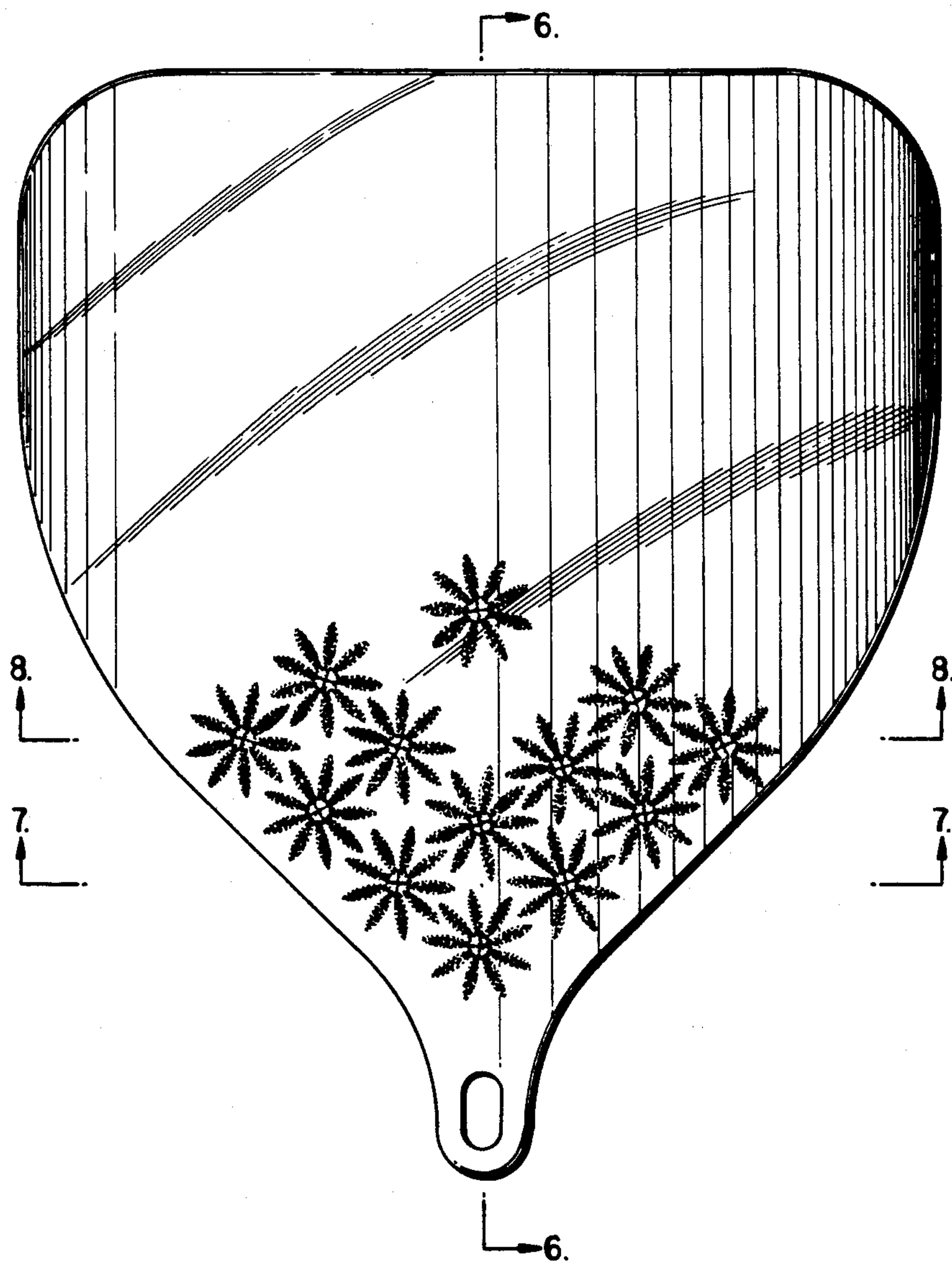


FIG. 1



FIG. 2




FIG. 3




FIG. 4



FIG. 5




FIG. 6




FIG. 7




FIG. 8