

[54] CAMERA PHOTOFLASH ATTACHMENT

[75] Inventor: James T. Asaki, Elyria, Ohio

[73] Assignee: International Telephone & Telegraph Corporation, Nutley, N.J.

[**] Term: 14 Years

[21] Appl. No.: 665,978

[22] Filed: Mar. 11, 1976

[51] Int. Cl. D16-05

[52] U.S. Cl. D16/42

[58] Field of Search D16/6, 9, 42; 240/1.3; 354/126-149; 315/241 P, 241 S

[56] References Cited

U.S. PATENT DOCUMENTS

D. 199,158 9/1964 Monson D16/42

D. 210,052 1/1968 Ackerman D16/42

D. 232,973 9/1974 Arnoldy et al. D16/42
D. 233,912 12/1974 Nagele D16/42
D. 234,976 4/1975 Tiffen D16/42
3,943,532 3/1976 DeFilippis 240/1.3 X

Primary Examiner—Wallace R. Burke
Assistant Examiner—Catherine E. Kemper
Attorney, Agent, or Firm—Walter J. Baum

[57] CLAIM

The ornamental design for a camera photoflash attachment, substantially as shown and described.

DESCRIPTION

FIG. 1 is a top plan view of a camera photoflash attachment showing my new design; FIG. 2 is a front view thereof; FIG. 3 is a side view thereof; FIG. 4 is a rear view thereof; FIG. 5 is a bottom perspective view thereof; FIG. 6 is a top perspective view thereof; and FIG. 7 is a rear perspective view thereof.

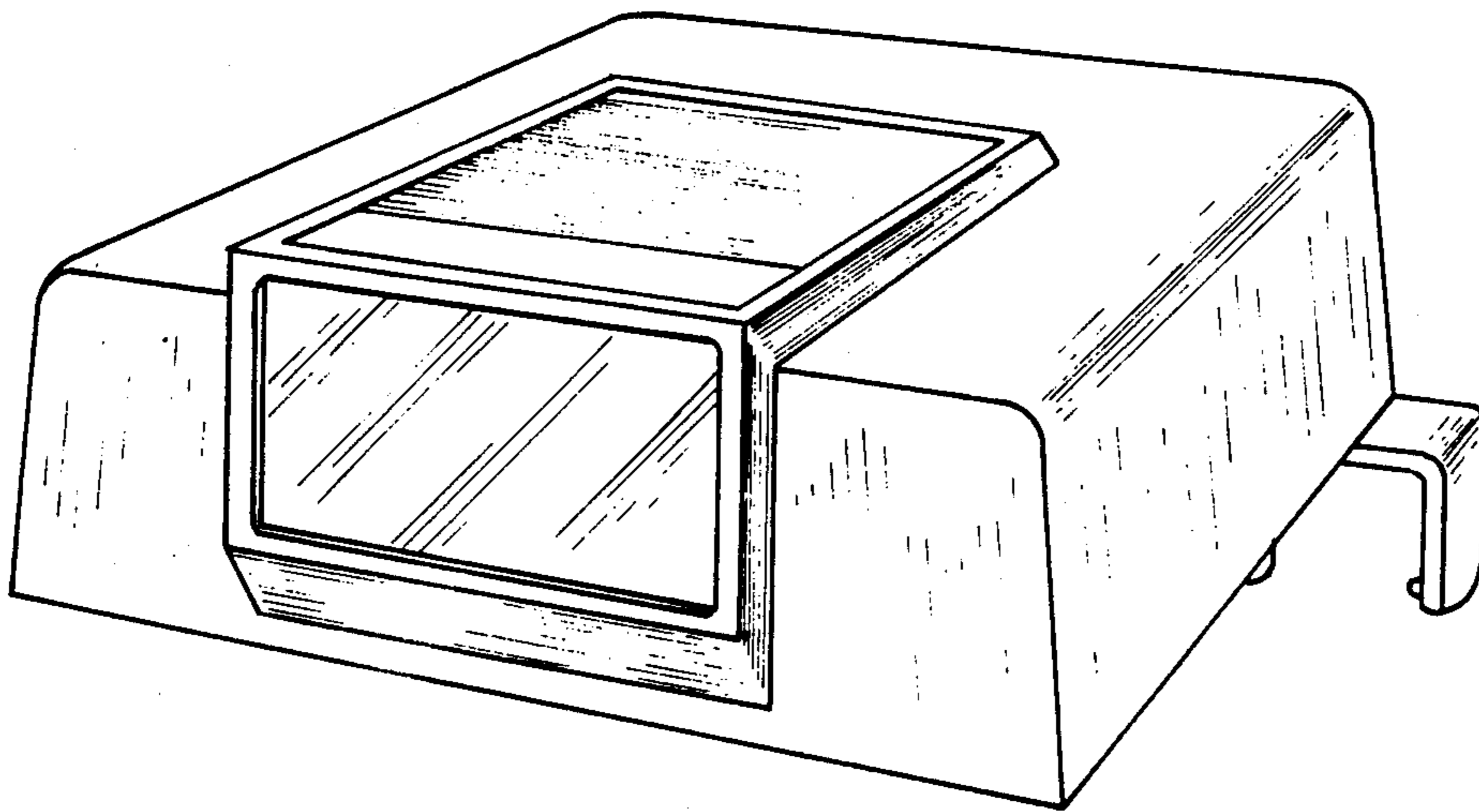


Fig. 1




Fig. 2




Fig. 3

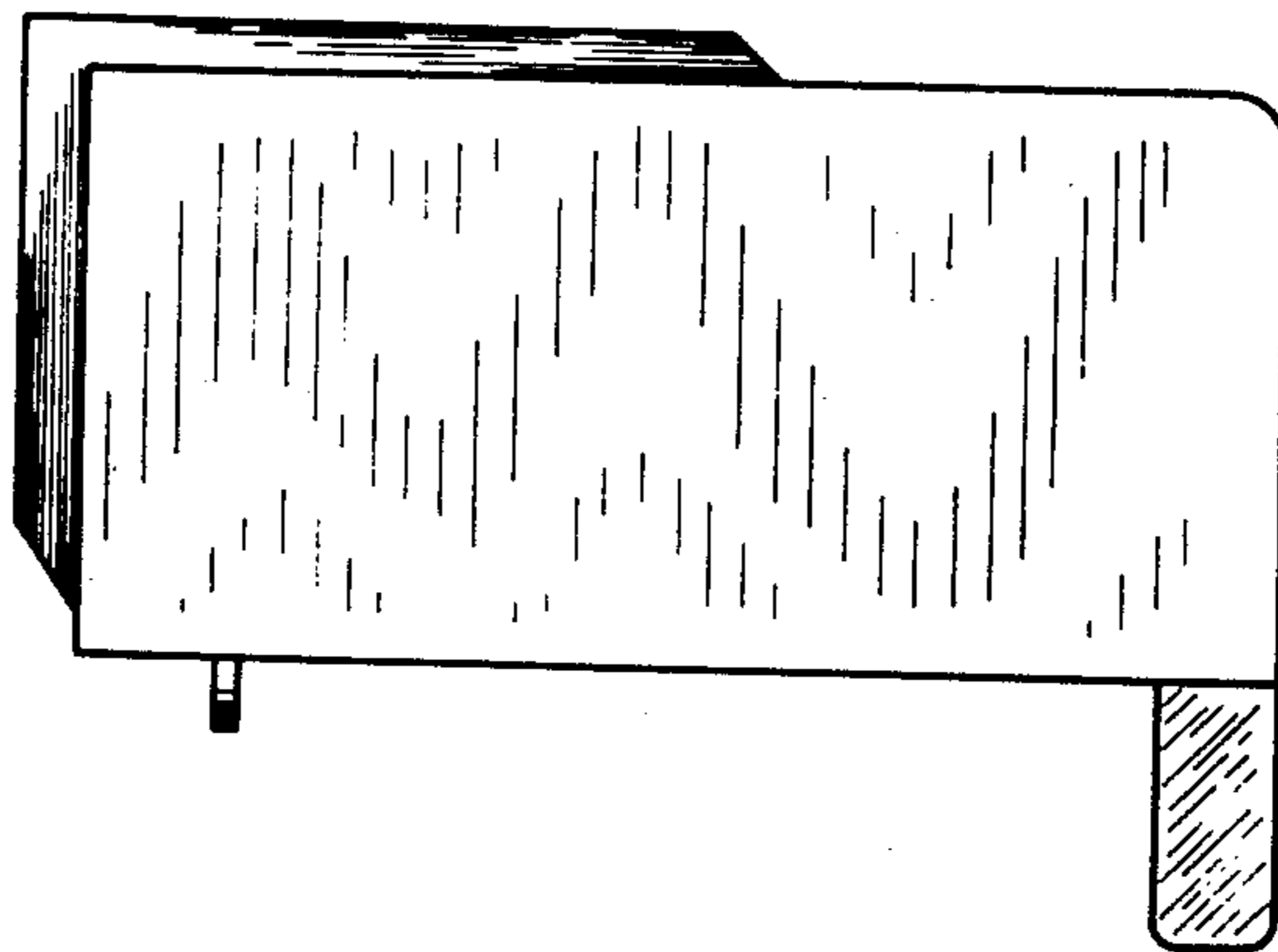


Fig. 4

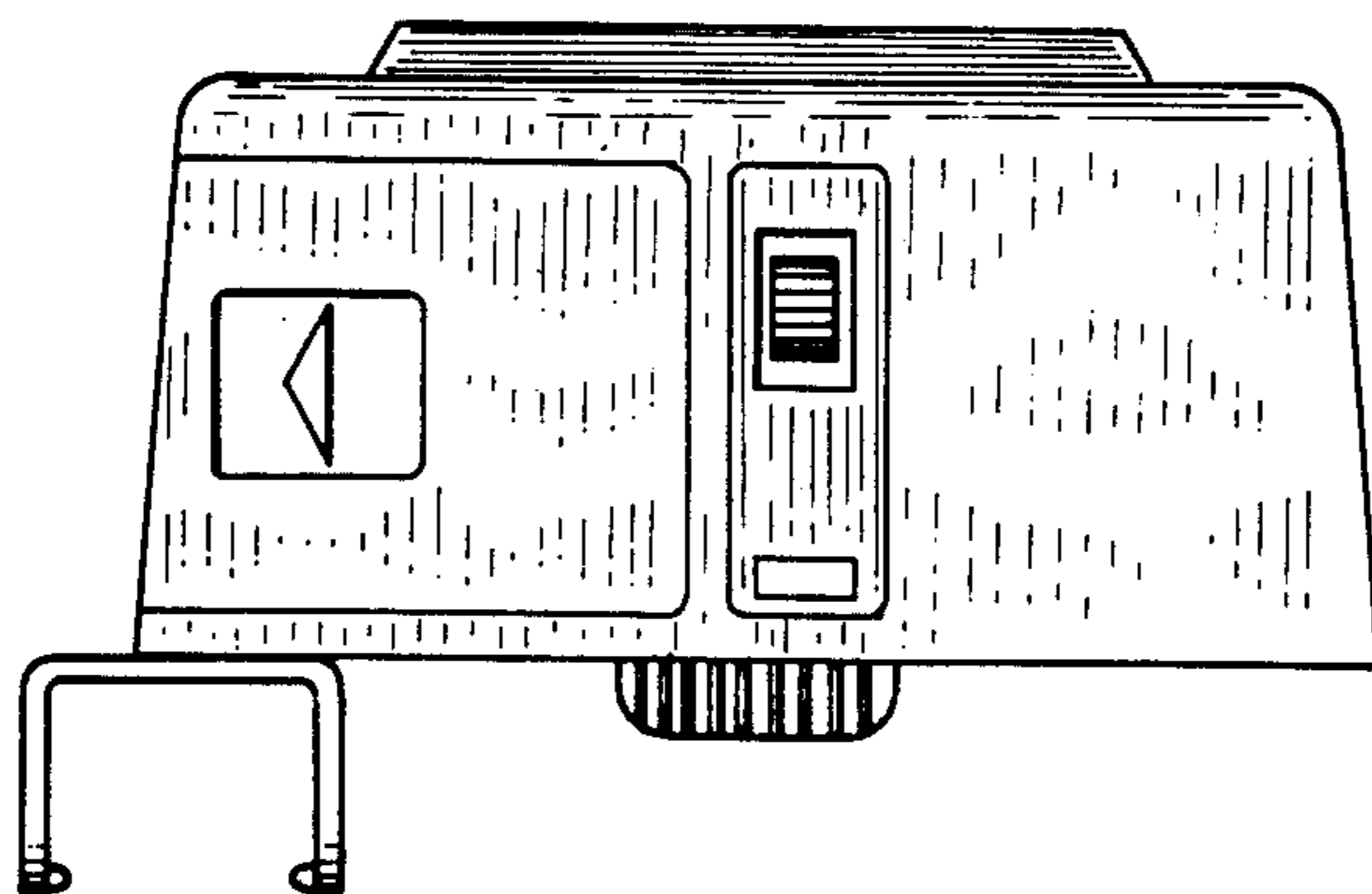


Fig. 5




Fig. 6




Fig. 7

