

[54] COMBINED TIRE BUMPER AND AIR GAUGE

[76] Inventor: James P. Teal, c/o Donald E. Brooke, P.O. Box 477, Apache Junction, Ariz. 85220

[\*\*] Term: 14 Years

[21] Appl. No.: 697,850

[22] Filed: Jun. 21, 1976

[51] Int. Cl. .... D10-04

[52] U.S. Cl. .... D10/86

[58] Field of Search ..... D10/85, 86; D8/31, 75, D8/77-78, 80-81; 7/8; 73/146, 146.2, 146.3, 146.8

[56] References Cited

U.S. PATENT DOCUMENTS

- D. 23,169 4/1894 Duchemin ..... D8/75
- D. 161,810 2/1951 Alexander ..... D8/75

- D. 201,707 7/1965 Moyer ..... D10/86
- D. 209,653 12/1967 Vogel ..... D8/75
- D. 211,402 6/1968 Smith ..... D10/47
- 1,894,648 1/1933 Wahl ..... D10/86
- 2,763,172 9/1956 Richards ..... D8/77
- 3,852,839 12/1974 Blessing ..... 7/8

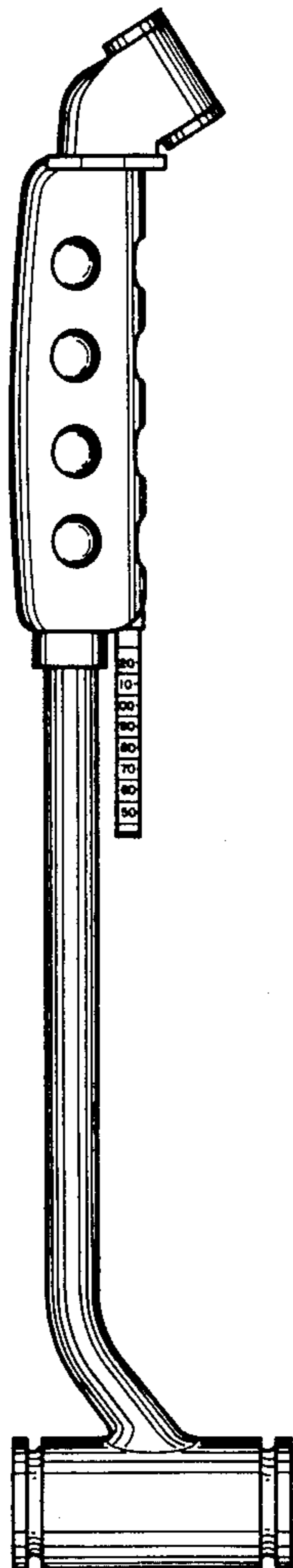
Primary Examiner—Nelson C. Holtje

[57] CLAIM

The ornamental design for a combined tire bumper and air gauge, as shown.

DESCRIPTION

FIG. 1 is a side elevational view of a combined tire bumper and air gauge showing my new design;  
 FIG. 2 is a bottom plan view thereof;  
 FIG. 3 is a right end elevational view thereof;  
 FIG. 4 is a side elevational view of another embodiment of my new design of FIG. 1;  
 FIG. 5 is a bottom plan view thereof;  
 FIG. 6 is a right end elevational view thereof;



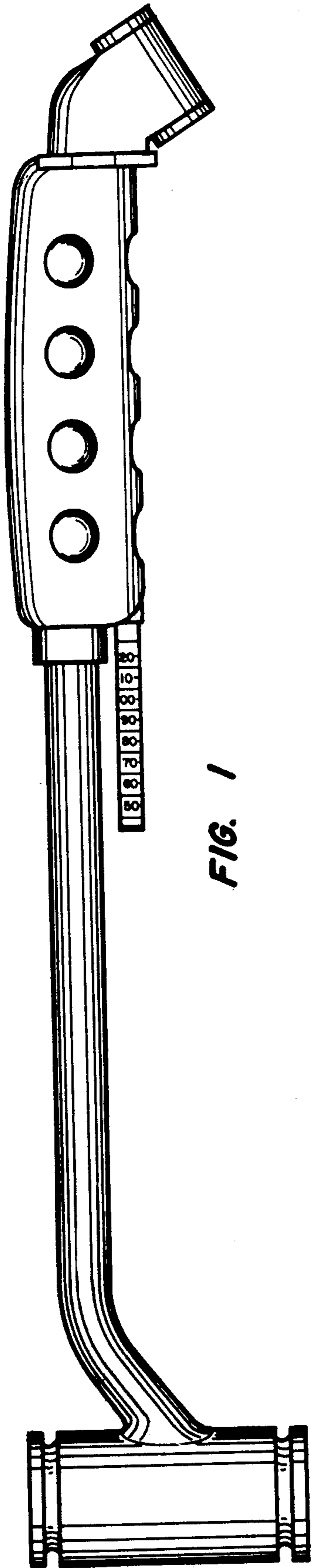


FIG. 1

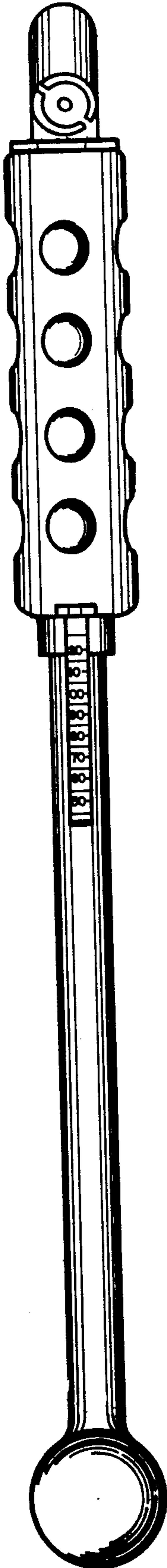


FIG. 2

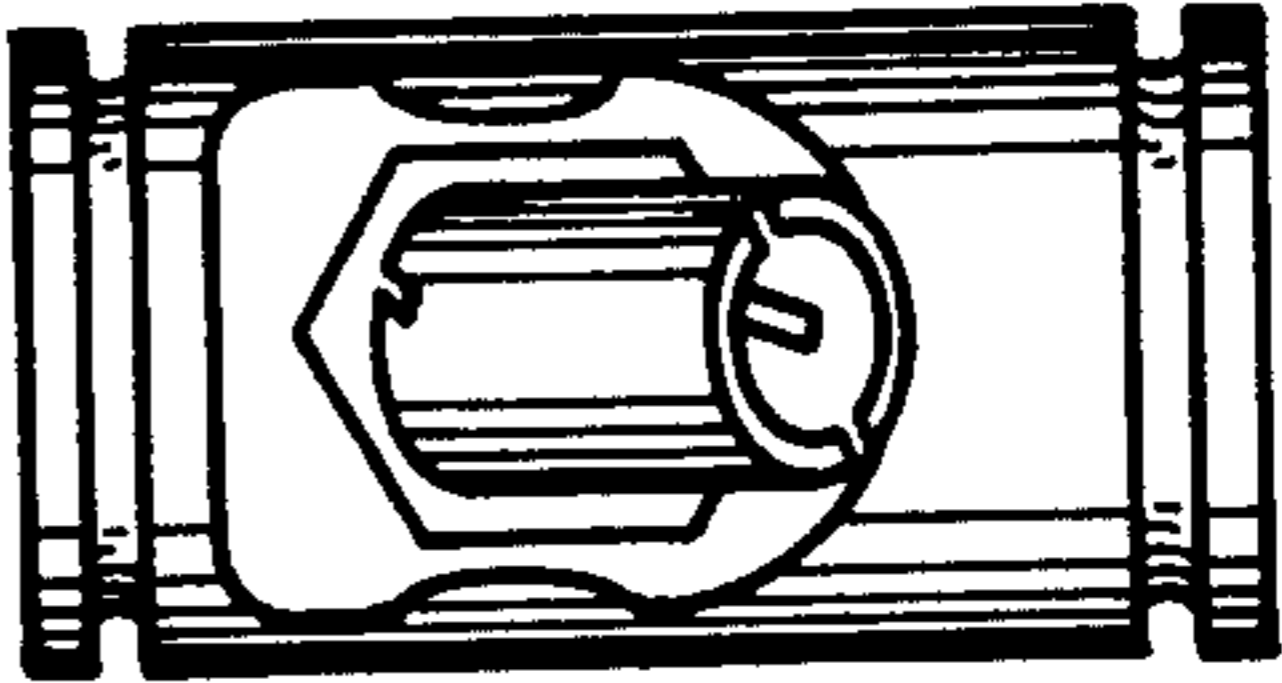


FIG. 3

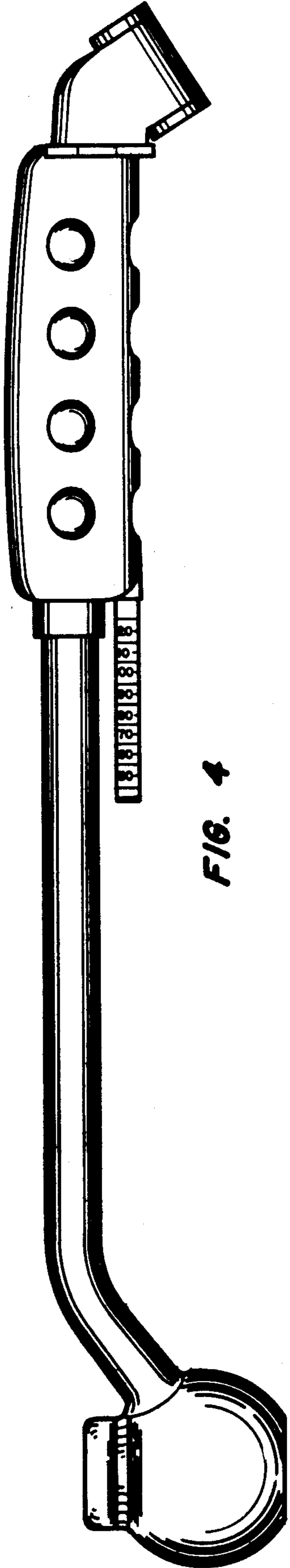


FIG. 4

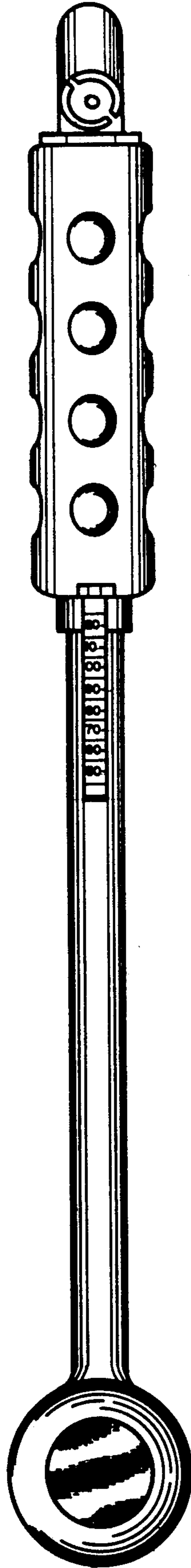


FIG. 5

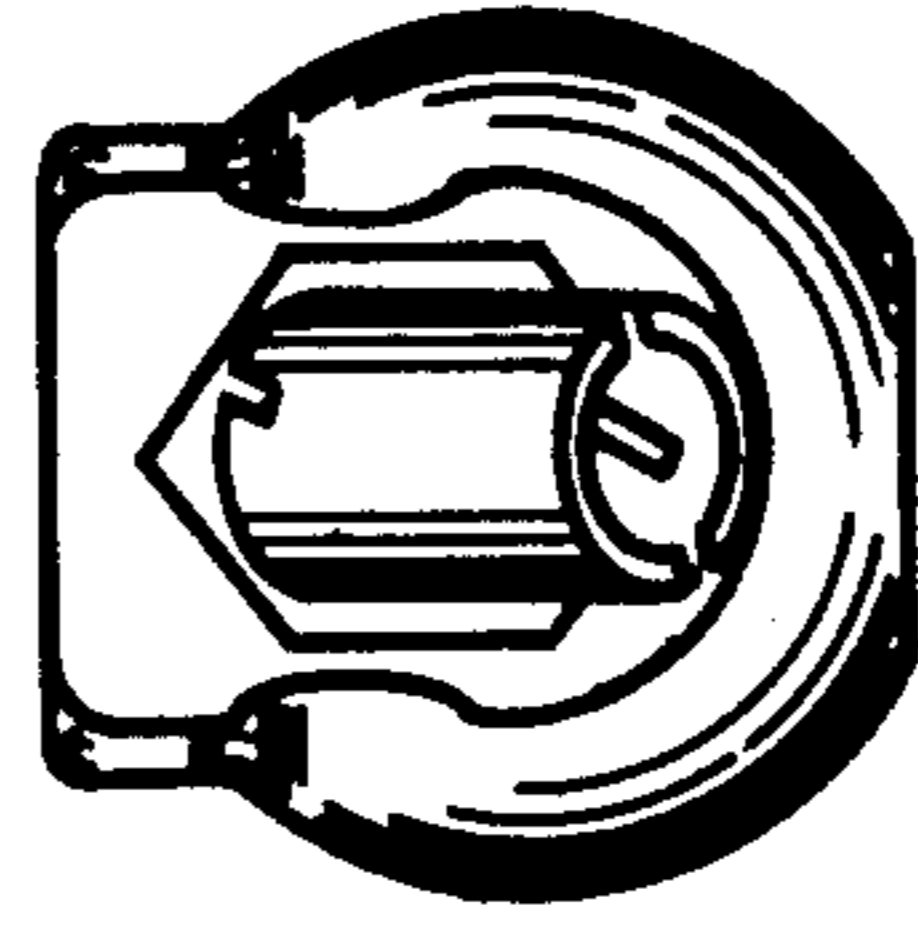


FIG. 6