

[54] FIREPLACE GRATE

[76] Inventor: Edward J. Smith, 12559 Appaloosa Pl., Broomfield, Colo. 80020

[\*\*] Term: 14 Years

[21] Appl. No.: 769,022

[22] Filed: Feb. 16, 1977

[51] Int. Cl. .... D7-08

[52] U.S. Cl. .... D7/207

[58] Field of Search ..... D7/206-213, D7/71; D6/184, 185, 190; 211/40, 41, 60, 126, 181; 126/164, 165

[56] References Cited

U.S. PATENT DOCUMENTS

Re. 28,586	10/1975	Dahlquist	126/165 X
D. 172,867	8/1954	Duchin	D6/190
D. 195,494	6/1963	Buchanan	D7/207
D. 209,258	11/1967	McDonald	D7/207
2,070,826	2/1937	Dilk, Sr.	211/41
2,205,064	6/1940	Irwin	211/40
2,676,712	4/1954	Chappory	211/181

2,985,165	5/1961	Peter	126/165
3,307,532	3/1967	Hume	126/165 X
3,771,511	11/1973	Dahlquist	126/165 X
3,987,779	10/1976	Richardson	126/165


Primary Examiner—James R. Largen  
Attorney, Agent, or Firm—Ralph F. Crandell

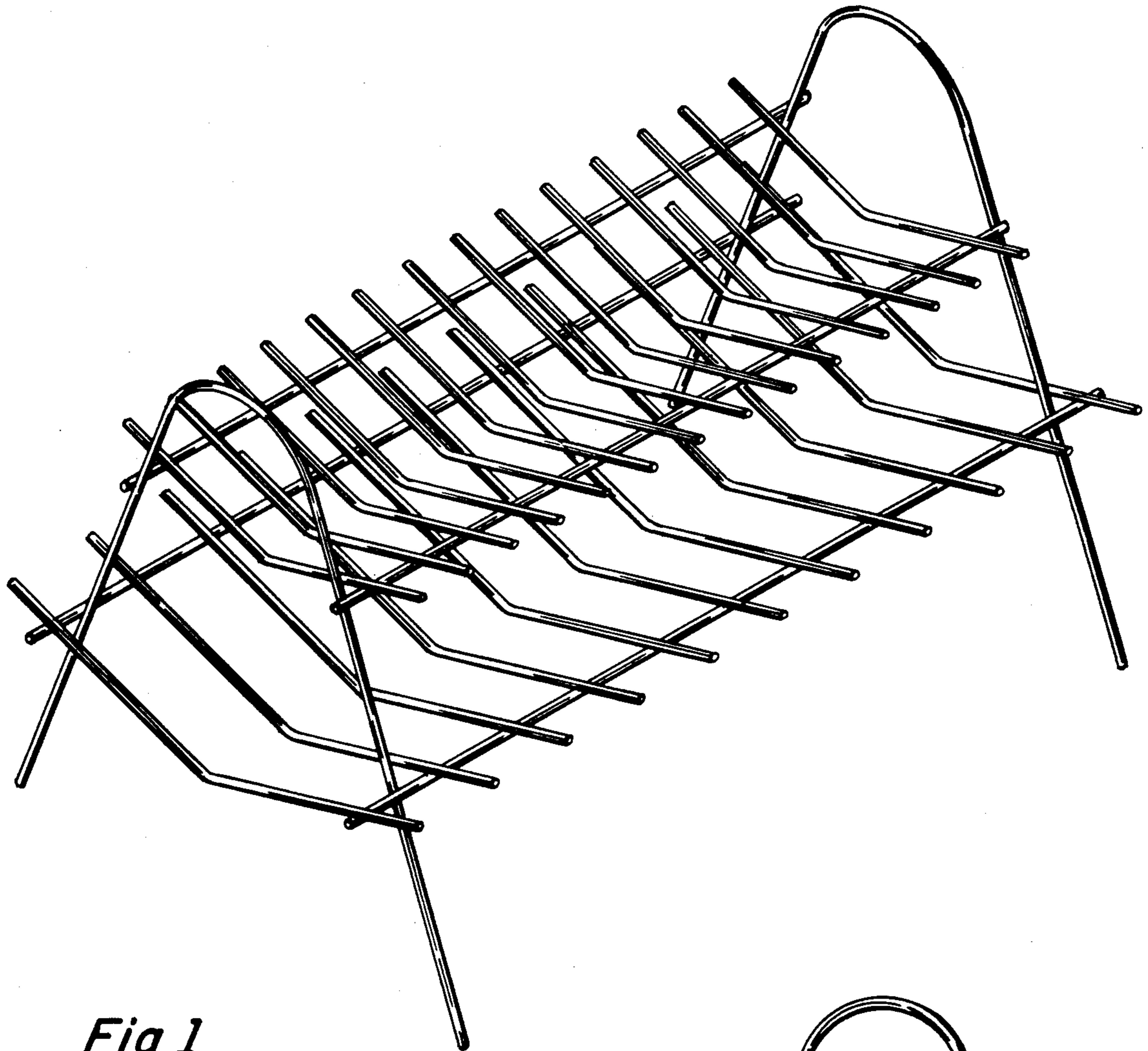
[57] CLAIM

The ornamental design for a fireplace grate, as shown and described.

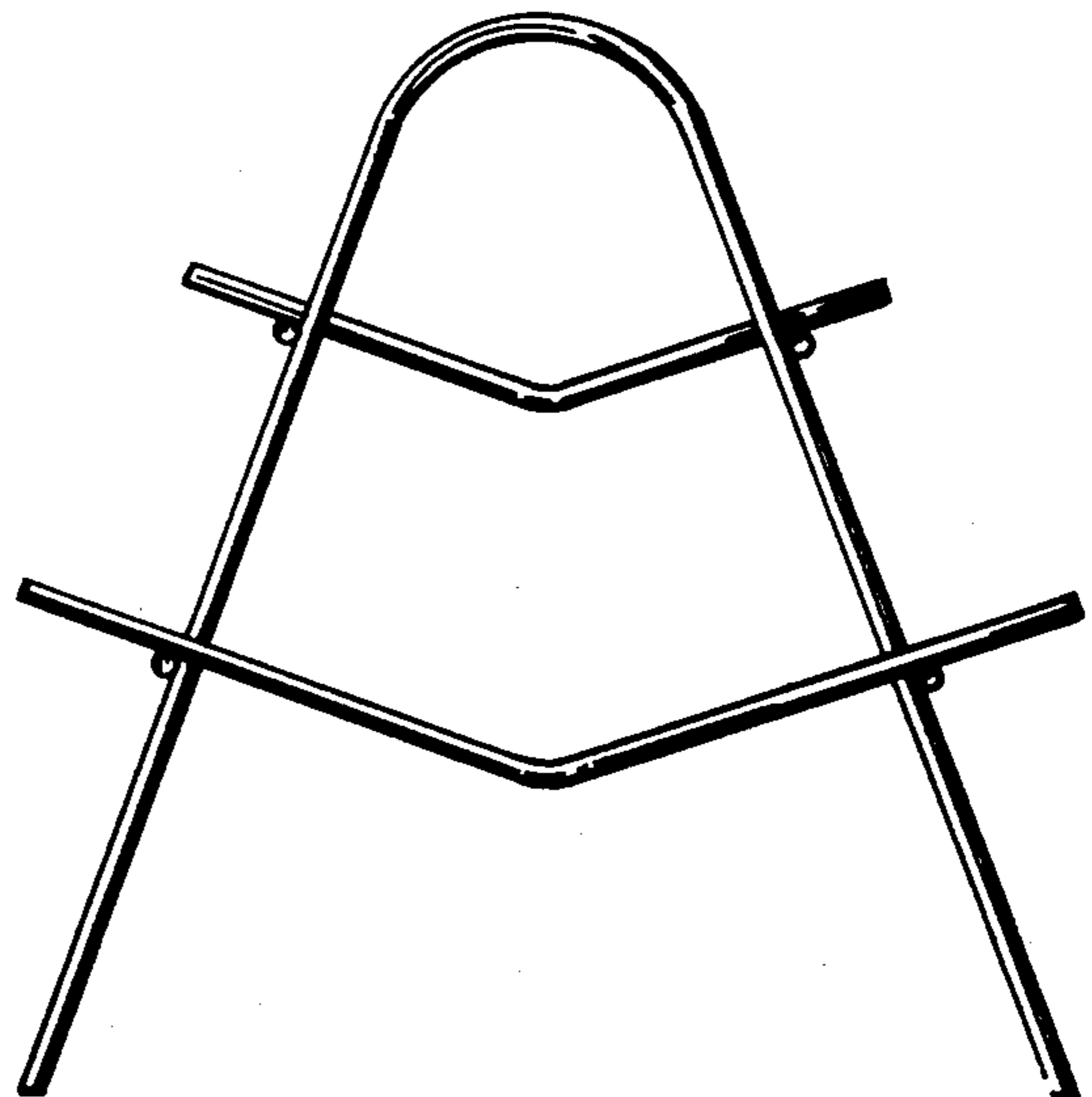
DESCRIPTION

FIG. 1 is a perspective view of a fireplace grate embodying my new design.  
 FIG. 2 is a right side elevational view thereof, the left side being the same as the side shown;  
 FIG. 3 is a front elevational view thereof, the rear being the same as the front shown;  
 FIG. 4 is a top plan view thereof;  
 FIG. 5 is a bottom plan view thereof;  
 FIG. 6 is a perspective view of a modified form of a fireplace grate shown in FIG. 1; and  
 FIG. 7 is a right side elevational view of FIG. 6, the left side being the same as the side shown.






*Fig 1*




*Fig - 2*


*Fig\_3*

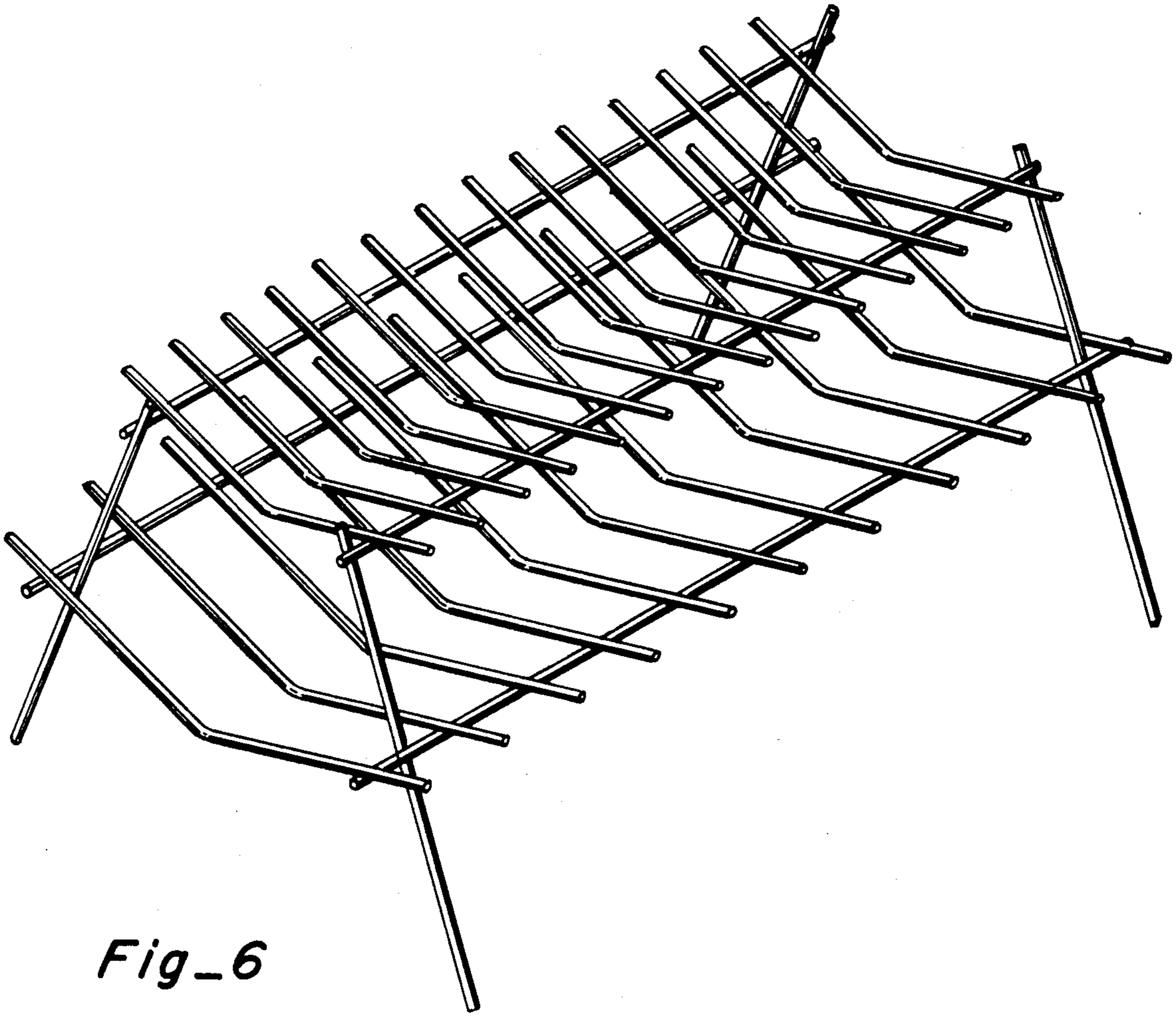


*Fig\_4*

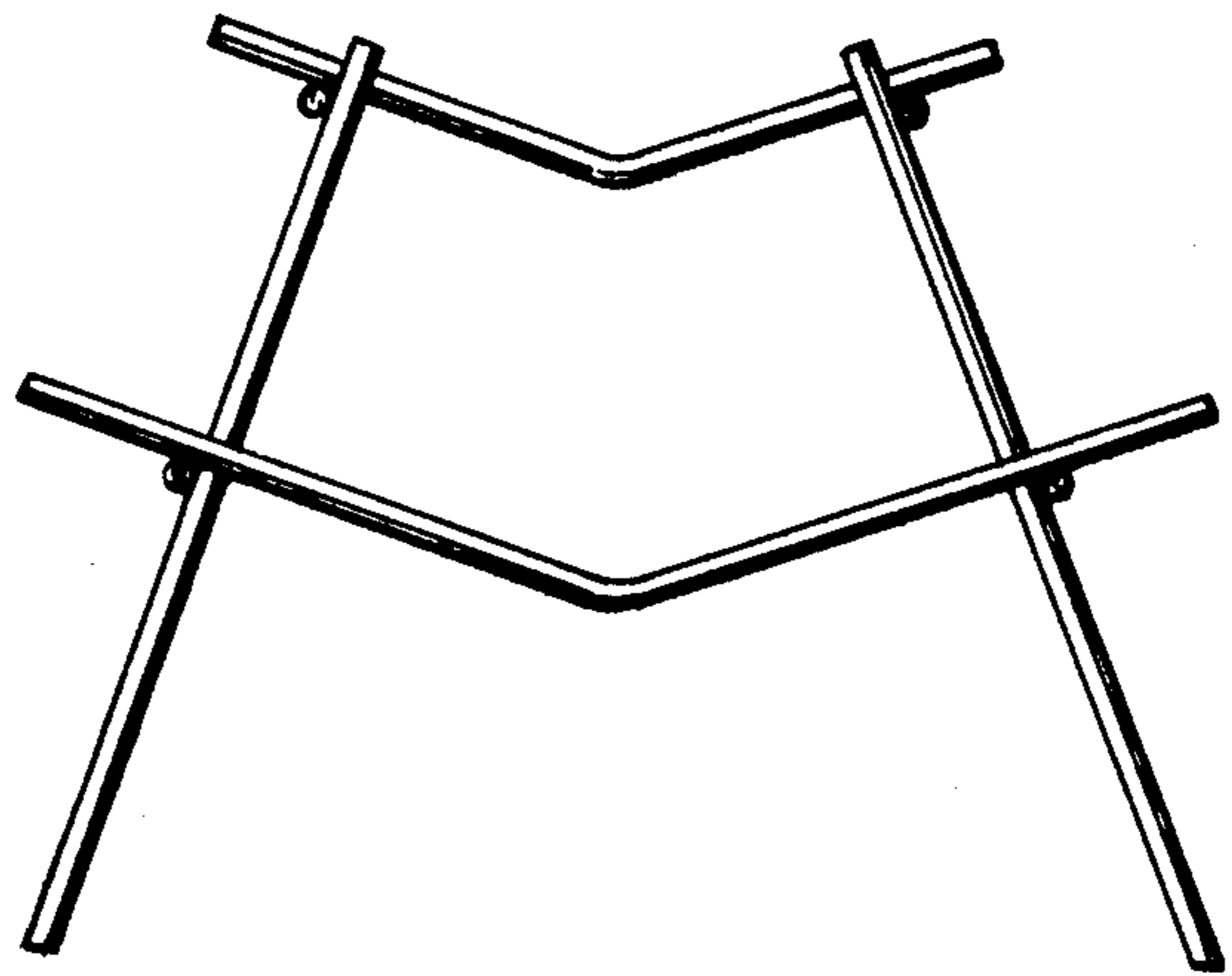


*Fig\_5*





*Fig\_6*



*Fig\_7*