

[54] BENCH STANCHION

[76] Inventors: **Otto Stahl**, Cedar Grove Rd.,  
Annandale, N.J. 08801; **William H. Koelbel**, 14 Square Morrell St.,  
Geneva, N.Y. 14456

[\*\*] Term: **14 Years**

[21] Appl. No.: **678,209**

[22] Filed: **Apr. 19, 1976**

[51] Int. Cl. .... **D6-06**

[52] U.S. Cl. .... **D6/193**

[58] Field of Search ..... D6/47, 52, 54, 59, 60,  
D6/61, 62, 63, 191, 192, 193; 297/440, 445, 450

[56] **References Cited**

**U.S. PATENT DOCUMENTS**

D. 46,770 12/1914 Haase .....D6/60

D. 201,178 5/1965 Clarke .....D6/60  
D. 240,097 6/1976 Box .....D6/60

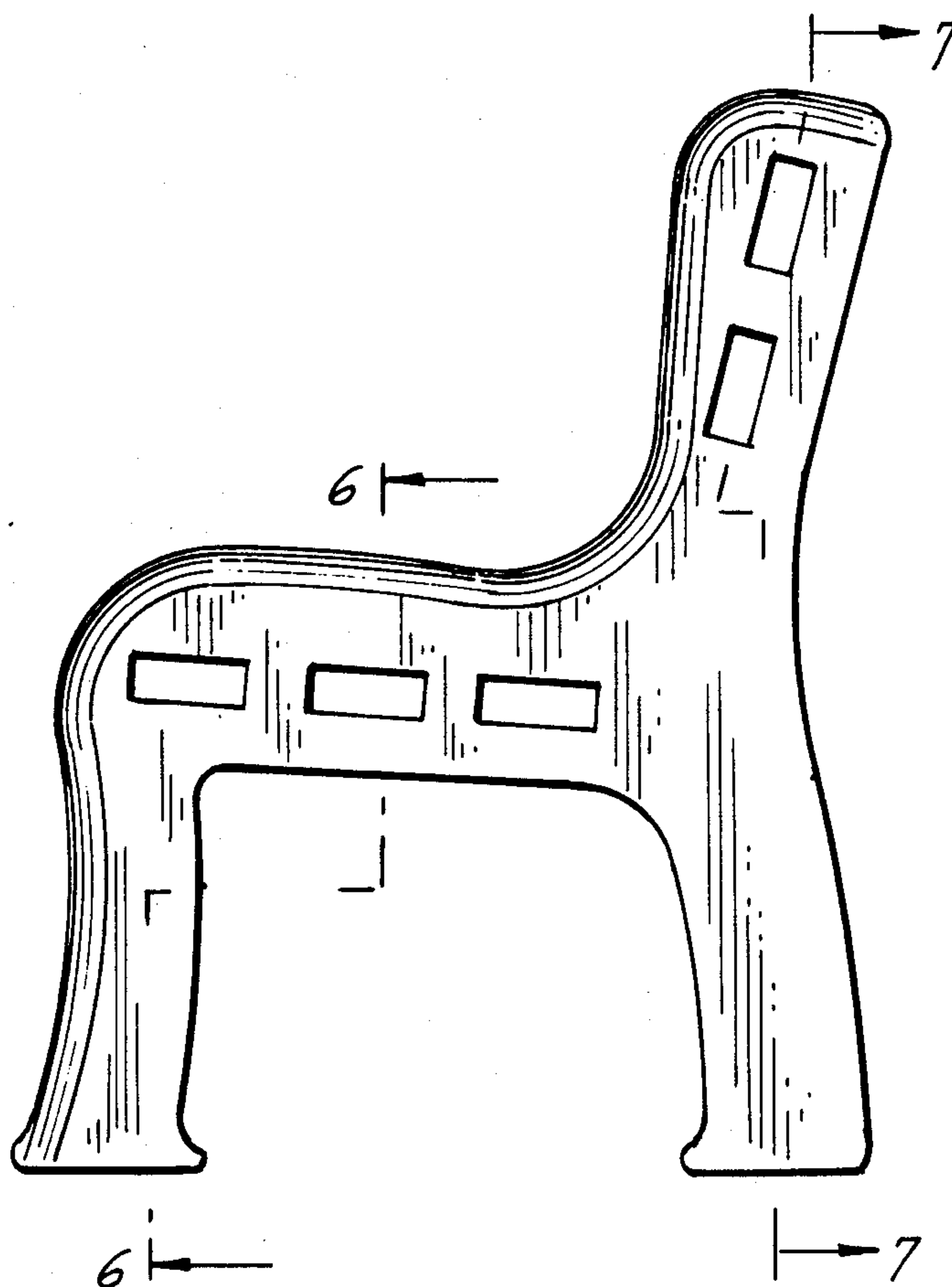
*Primary Examiner*—Bruce W. Dunkins  
*Attorney, Agent, or Firm*—Albert F. Kronman

[57] **CLAIM**

The ornamental design for a bench stanchion, substantially as shown.

## DESCRIPTION

FIG. 1 is a view of side elevation of a bench stanchion showing our new design,  
FIG. 2 is a view in front elevation,  
FIG. 3 is a view in rear elevation,  
FIG. 4 is a top plan view thereof,  
FIG. 5 is a bottom plan view thereof,  
FIG. 6 is a cross sectioned view taken on line 6—6 on FIG. 1, and  
FIG. 7 is a cross section view taken on line 7—7 in FIG. 1.



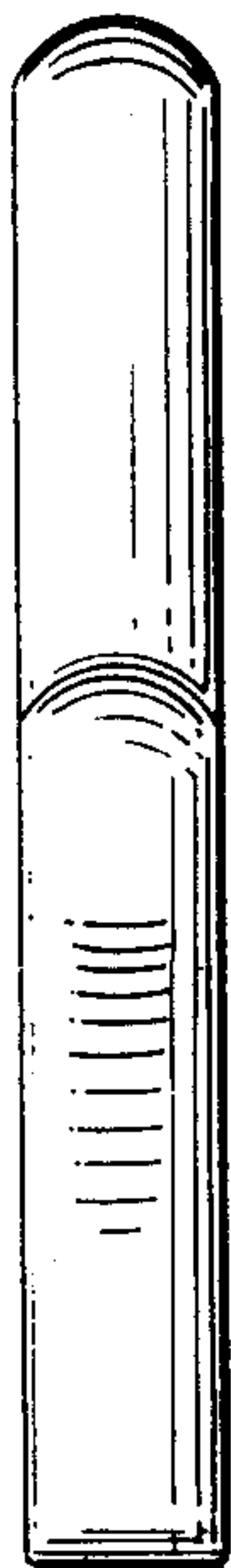


FIG. 2

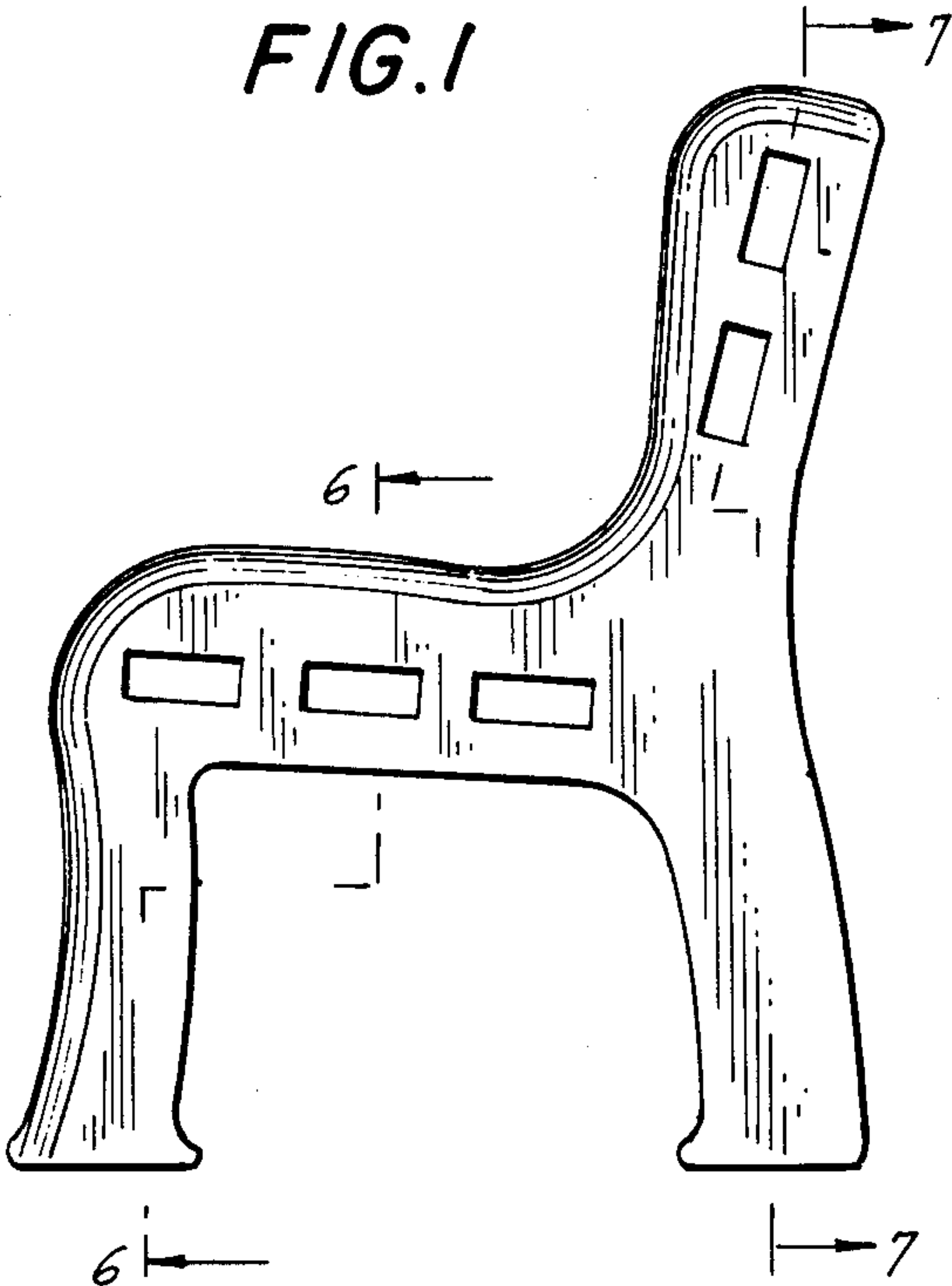


FIG. 1




FIG. 3




FIG. 4

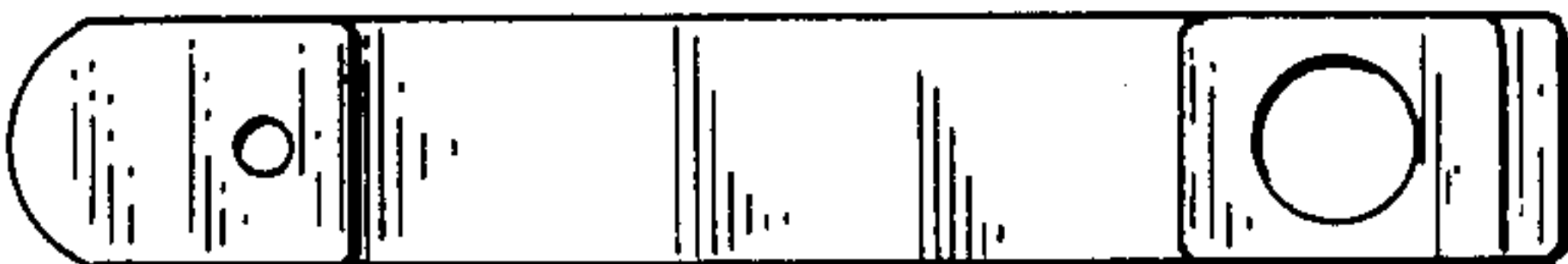


FIG. 5



FIG. 6

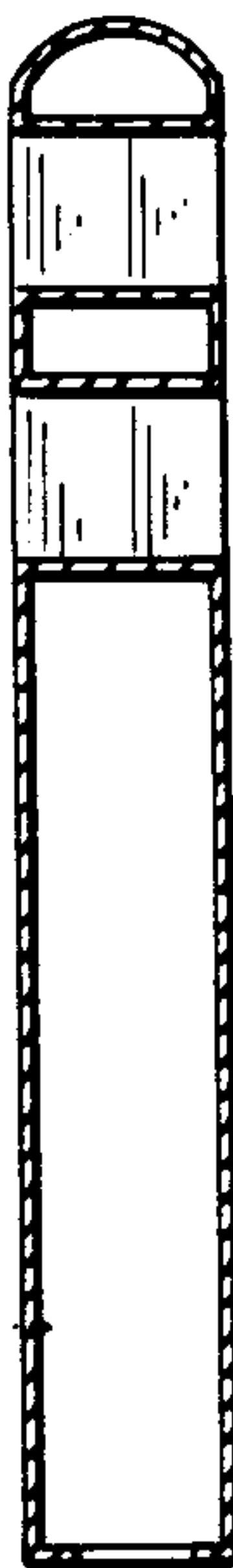


FIG. 7