

[54] **RETAINER FOR FISHING LINES**  
[76] Inventor: **Robert E. Schulz**, 2131 Fairview St.,  
Oshkosh, Wis. 54901

[\*\*] Term: **14 Years**

[21] Appl. No.: **764,048**

[22] Filed: **Jan. 31, 1977**

[51] Int. Cl. .... **D22-05**

[52] U.S. Cl. .... **D22/25**

[58] Field of Search ..... **D22/25; D8/356, 382;**  
**43/54.5 A; D12/70; 114/218**

[56] **References Cited**

**U.S. PATENT DOCUMENTS**

D. 191,885 12/1961 Corlett ..... D8/356

D. 200,648 3/1965 Ayers ..... D22/25  
D. 230,704 3/1974 Mulkey ..... D8/356  
3,055,334 9/1962 Allen ..... 114/218


*Primary Examiner*—A. Hugo Word  
*Attorney, Agent, or Firm*—Theodore J. Long

[57] **CLAIM**

The ornamental design for a retainer for fishing lines, as shown and described.

**DESCRIPTION**

FIG. 1 is a right-side elevational view of a retainer for fishing lines showing my new design; FIG. 2 is a left-side elevational view; FIG. 3 is a front end elevational view; FIG. 4 is a rear end elevational view; FIG. 5 is a top view; and FIG. 6 is a bottom view.






FIG. 1




FIG. 2



FIG. 3



FIG. 4



FIG. 5




FIG. 6