

[54] **COUPLING FOR A LANYARD**

[75] Inventor: **Robert P. Mulholland**, Centerville, Ohio

[73] Assignee: **Monarch Marking Systems, Inc.**, Dayton, Ohio

[\*\*] Term: **14 Years**

[21] Appl. No.: **681,877**

[22] Filed: **Apr. 30, 1976**

[51] Int. Cl. .... **D8-08**

[52] U.S. Cl. .... **D8/383**

[58] Field of Search ..... **D23/43; D8/356, 382, D8/383; D2/352; D9/252; 24/115 H, 263 R, 263 C, 263 PS**

3,187,396	6/1965	Carroll .....	D2/352 X
3,364,500	1/1968	Fox .....	24/115 H X
3,755,859	9/1973	Solari .....	24/255 SL
3,897,161	7/1975	Reinwall .....	24/134 QA

**FOREIGN PATENT DOCUMENTS**

1,300,273	6/1962	France .....	24/249 SL
1,047,113	12/1953	France .....	24/115 R
471,052	2/1929	Germany .....	403/209
679,938	7/1939	Germany .....	24/115 G

*Primary Examiner*—James R. Largen  
*Attorney, Agent, or Firm*—Joseph J. Grass

[57] **CLAIM**

The ornamental design of a coupling for a lanyard, substantially as shown and described.

**DESCRIPTION**

FIG. 1 is a perspective view taken from the top, one side and one end of a coupling for a lanyard showing my new design;

FIG. 2 is a bottom plan view thereof;

FIG. 3 is an elevational view taken from the end opposite that shown in FIG. 1; and

FIG. 4 is a elevational view taken from the side shown in FIG. 1, the opposite side being a mirror image of the side shown.

[56] **References Cited**  
**U.S. PATENT DOCUMENTS**

D. 194,089	11/1962	Nilsen .....	D23/43
D. 234,462	3/1975	Ahlrot .....	D23/43
D. 239,078	3/1976	Horney .....	D8/383
534,946	2/1895	Bates .....	24/115 H
860,189	7/1907	Chatfield .....	24/115 H
1,891,947	12/1932	Powell .....	24/115 H
2,090,860	8/1937	Bonat .....	24/115 H

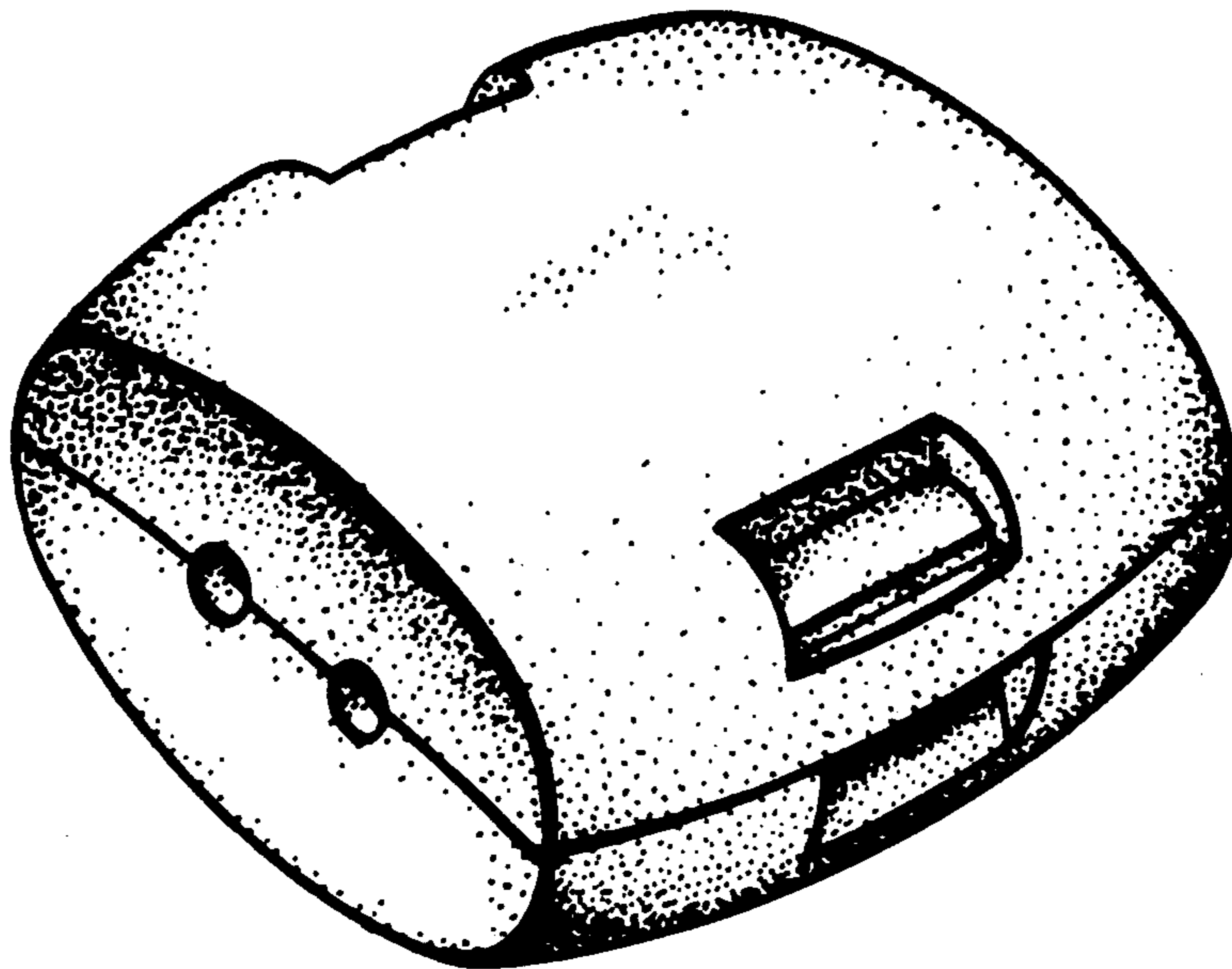


FIG-1

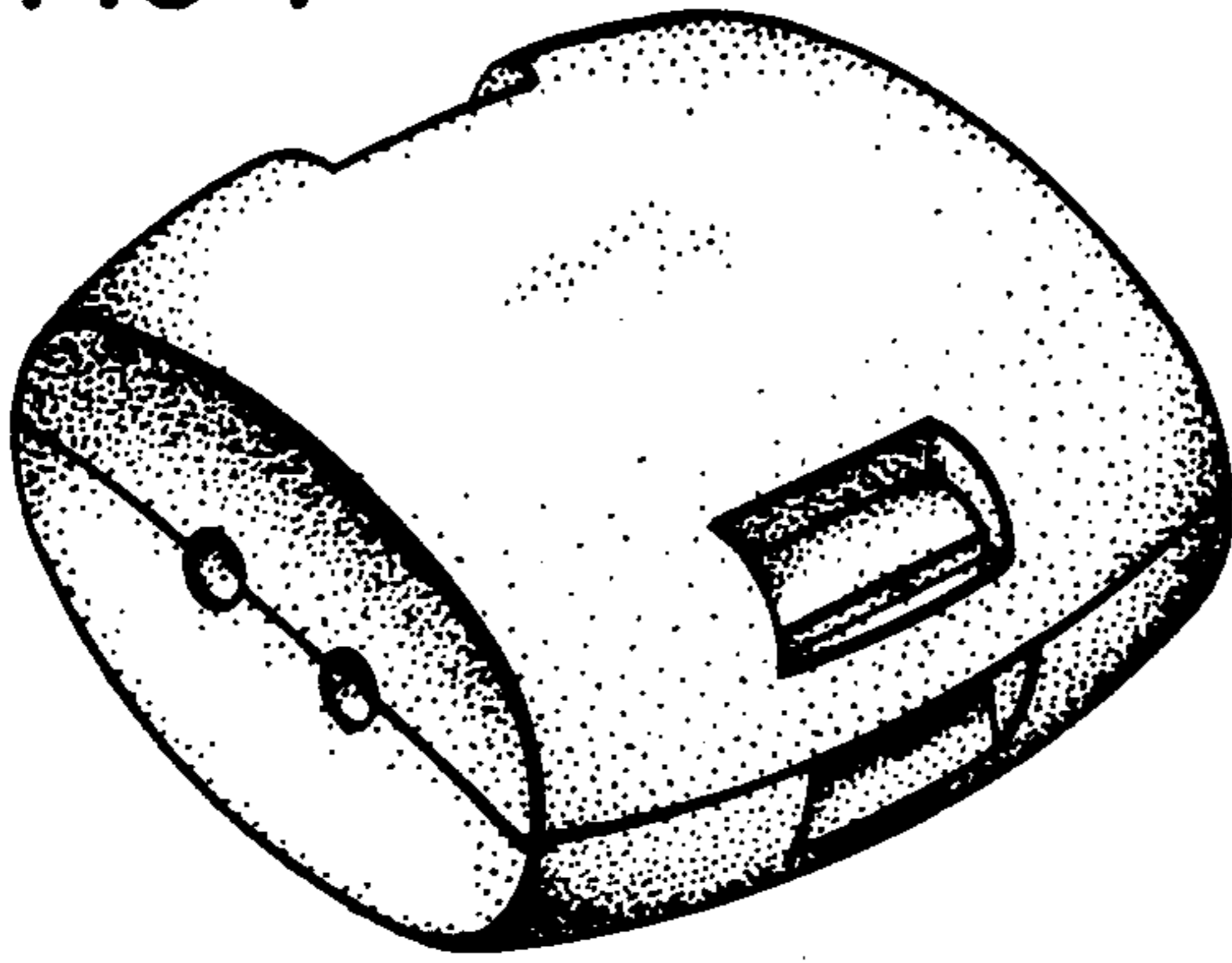


FIG-2

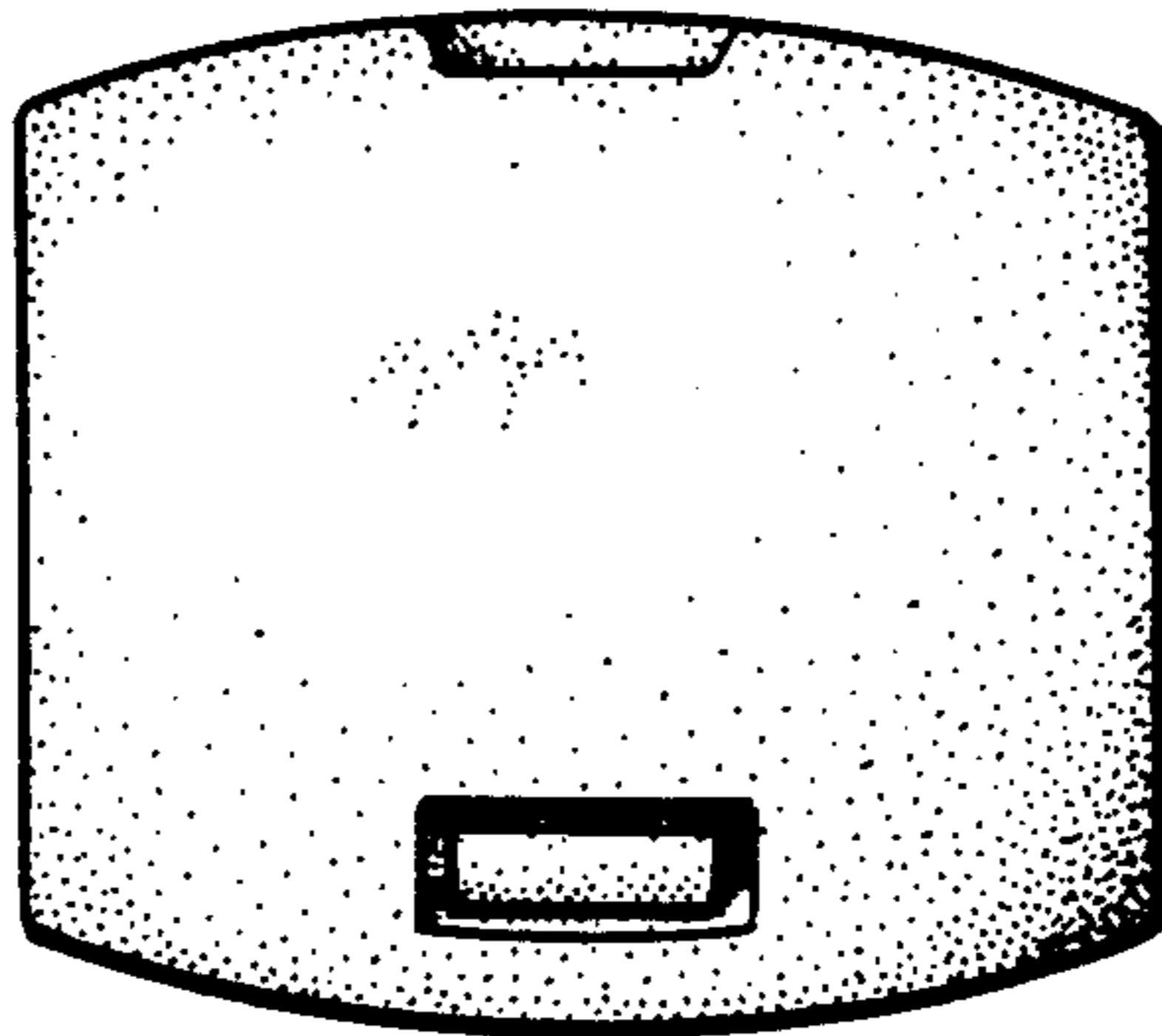


FIG-3

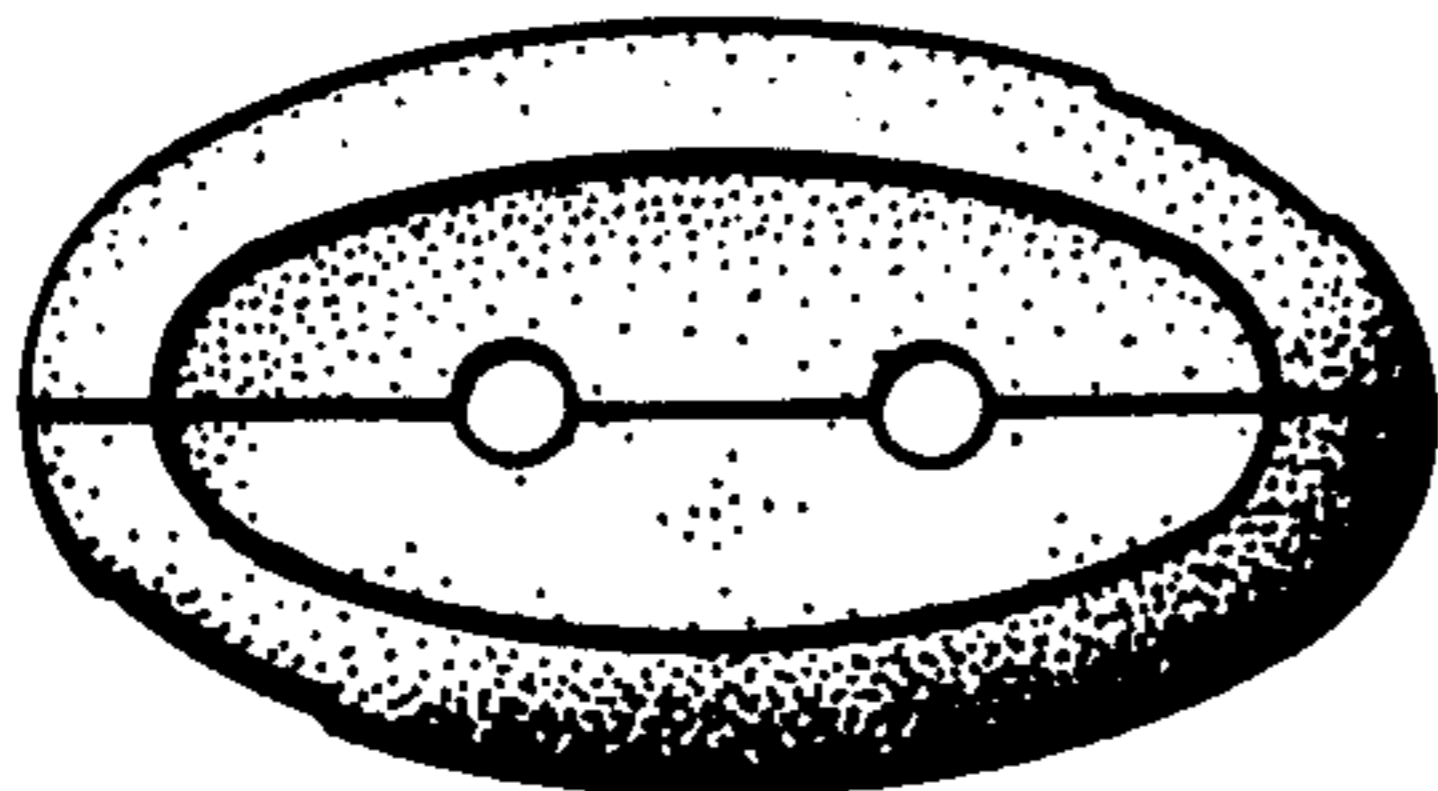


FIG-4

