

[54] LAUNDRY BAG

[75] Inventor: Gerald M. Benstock, Lloyd Harbor, N.Y.

[73] Assignee: Superior Surgical Mfg. Co., Inc., Huntington, N.Y.

[**] Term: 14 Years

[21] Appl. No.: 641,426

[22] Filed: Dec. 17, 1975

[51] Int. Cl. D7-07

[52] U.S. Cl. D7/162

[58] Field of Search D87/1 R, 5 G; D7/162; 150/7, 1.7, 1.8, 3, 1, 52 R, 12, 42; 224/45.15

[56] References Cited

U.S. PATENT DOCUMENTS

D. 215,343	9/1969	Christie	D7/162
783,190	2/1905	Gibson	150/42
2,563,933	8/1951	Hipps et al.	150/1
2,784,890	3/1957	Chisholm	224/45 H
3,943,988	3/1976	Consorti	150/7

FOREIGN PATENT DOCUMENTS

103,756 9/1917 United Kingdom 150/7

Primary Examiner—Joel Stearman

Assistant Examiner—George P. Word

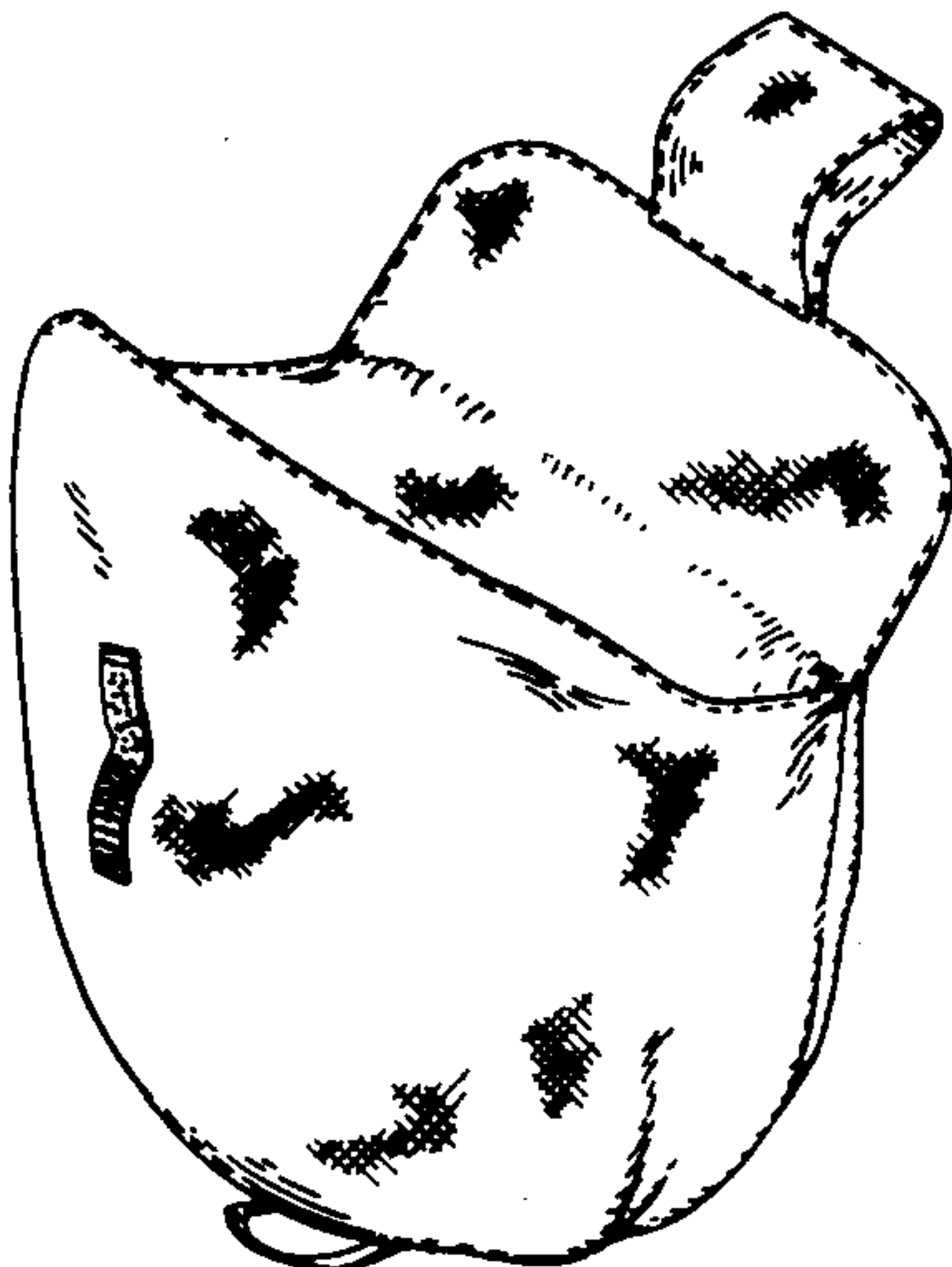

Attorney, Agent, or Firm—Edward R. Weingram

[57] CLAIM

The ornamental design for a laundry bag, as shown and described.

DESCRIPTION

FIG. 1 is a front elevational view of a laundry bag showing my new design;
 FIG. 2 is a rear elevational view;
 FIG. 3 is a left side elevational view;
 FIG. 4 is a right side elevational view;
 FIG. 5 is a bottom plan view;
 FIG. 6 is a top plan view;
 FIG. 7 is a reduced scale rear elevational view with the rear flap turned down; and
 FIG. 8 is a reduced scale front perspective view with both flaps in an open position.






FIG. 1




FIG. 2




FIG. 3




FIG. 4

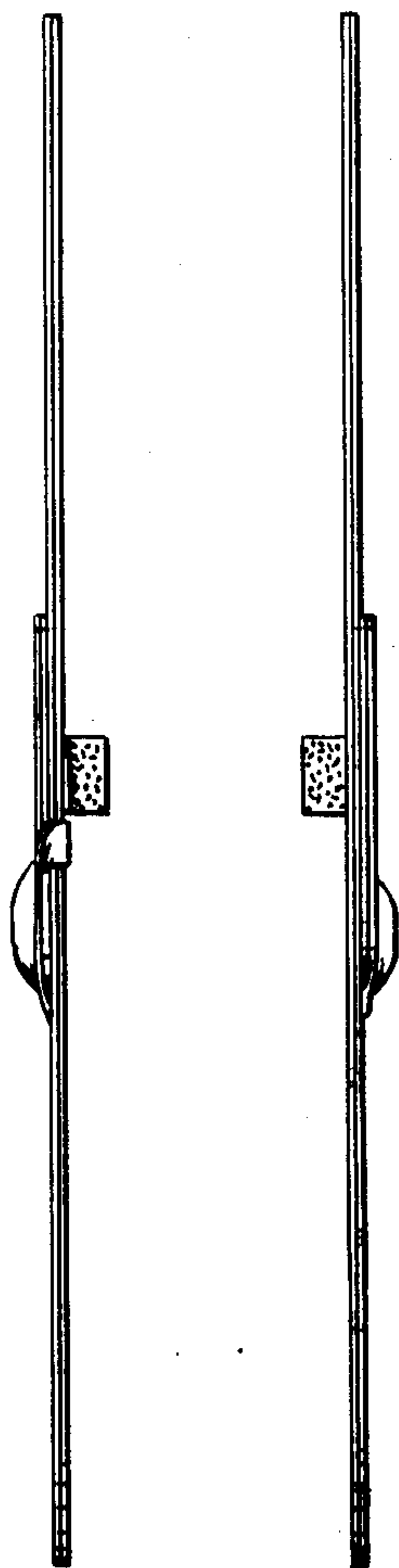


FIG. 5 FIG. 6

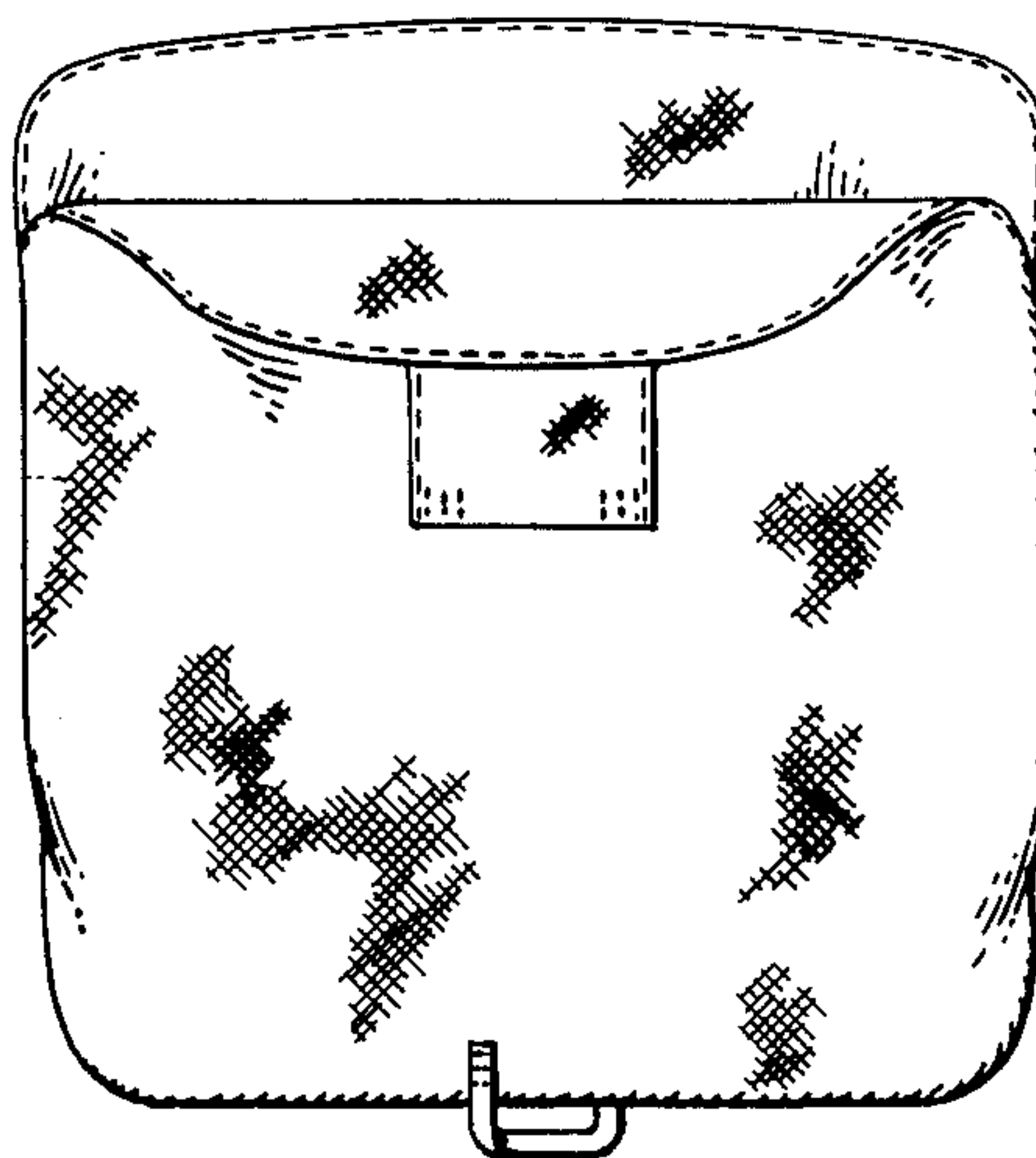


FIG. 7

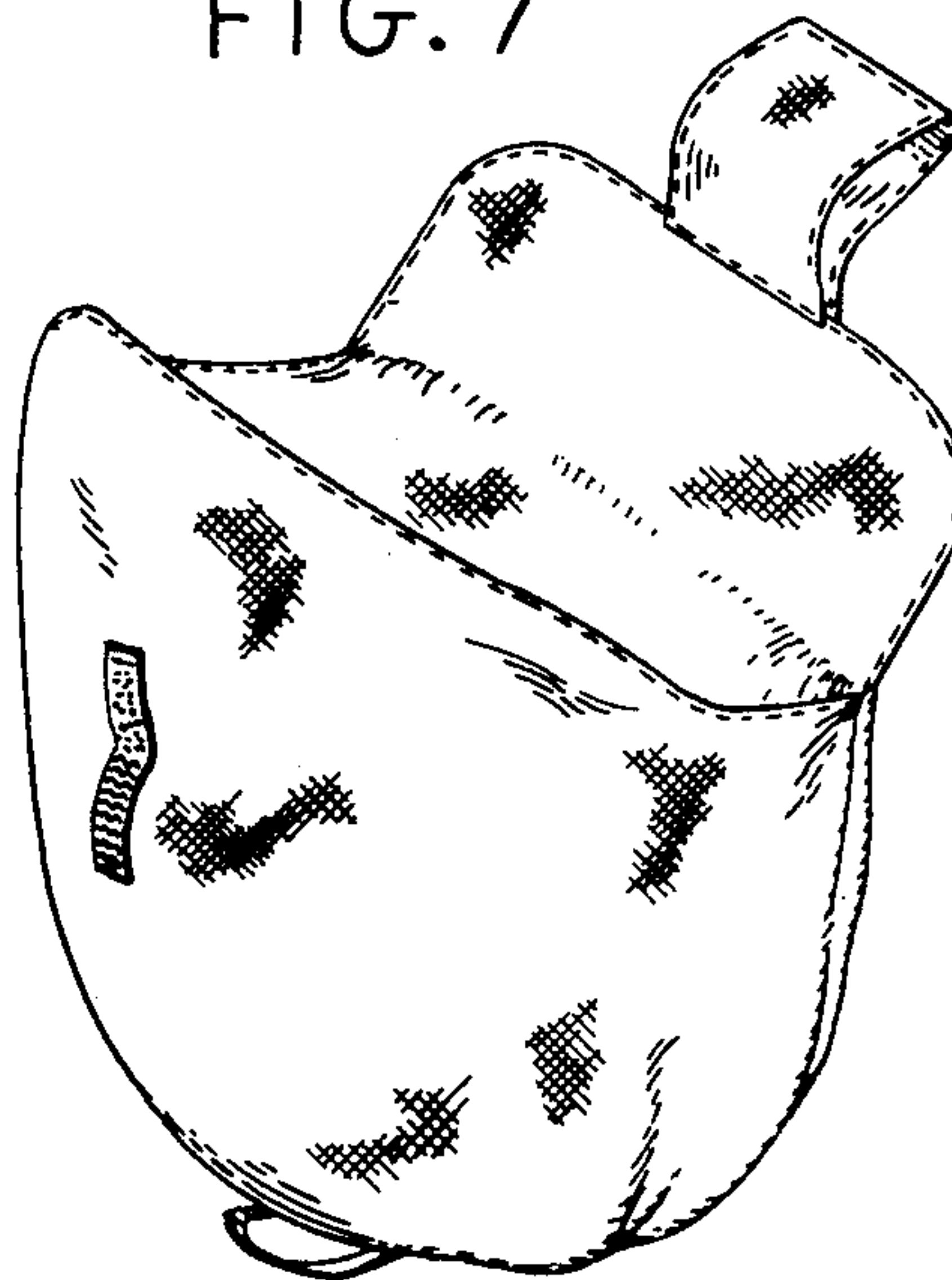


FIG. 8