

[54] TENNIS RACKET

[75] Inventor: Michel Charpentier,
Saint-Germain-en-Laye, France

[73] Assignee: Ciegeco S.A., Paris, France

[**] Term: 14 Years

[21] Appl. No.: 680,298

[22] Filed: Apr. 26, 1976

[30] Foreign Application Priority Data

Oct. 24, 1975 France 75 74258

[51] Int. Cl. D21-02

[52] U.S. Cl. D34/5 ST

[58] Field of Search D34/5 ST; 273/73 G,
273/73 H, 73 R

[56] References Cited

U.S. PATENT DOCUMENTS

D. 232,107	7/1974	Dana	D34/5 ST
D. 235,357	6/1975	Schaefer et al.	D34/5 ST
3,642,283	2/1972	Wilkens	273/73 G
3,908,995	9/1975	Portz	273/73 G


Primary Examiner—Melvin B. Feifer
Attorney, Agent, or Firm—Roberts B. Larson

[57] CLAIM

The ornamental design for a tennis racket, as shown and described.

DESCRIPTION

FIG. 1 is a front view of the tennis racket (the rear view being identical);
FIG. 2 is a right side view (the left side view being identical);
FIG. 3 is a top view; and
FIG. 4 is a perspective view.






FIG. 1

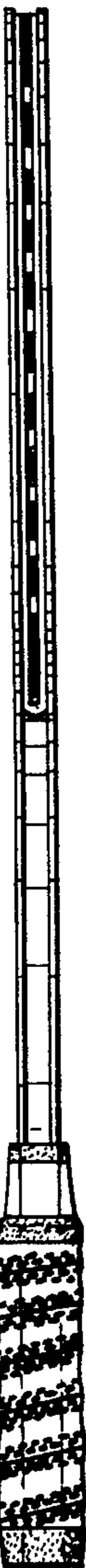


FIG. 2



FIG. 3




FIG. 4