

[54] TELEVISION PROJECTION UNIT

[76] Inventors: **LeRoy S. Girson**, 9900 Georgia Ave., No. 612, Silver Spring, Md. 20902; **Jack Goldberg**, 10919 Breewood Road, Silver Spring, Md. 20901

[**] Term: 14 Years

[21] Appl. No.: 651,581

[22] Filed: Jan. 22, 1976

[51] Int. Cl. D14-03

[52] U.S. Cl. D14/79

[58] Field of Search D14/77, 79, 82, 83; D6/4, 158, 167, 174, 181

[56] References Cited

U.S. PATENT DOCUMENTS

D. 155,849	11/1949	Trad	D14/79
D. 178,933	10/1956	Rauchman	D14/79 X
D. 201,481	6/1965	Smith	D6/158 X
D. 214,063	5/1969	Preston	D6/167

OTHER PUBLICATIONS

Home Furnishings Daily, 4-30-75, front cover, Sony Betamax.

Primary Examiner—Joel Stearman
Assistant Examiner—J. Corrigan
Attorney, Agent, or Firm—John W. Malley

[57] CLAIM

The ornamental design for television projection unit, as shown and described.

DESCRIPTION

FIG. 1 is a front, top and left side perspective view of a television projection unit showing our new design; FIG. 2 is a left side elevational view, the right side being a mirror image thereof; FIG. 3 is a view similar to FIG. 2 with the drawer open as it appears when the unit is in operating condition; FIG. 4 is a front elevational view thereof; FIG. 5 is a top plan view thereof; and FIG. 6 is a view similar to FIG. 1 of another embodiment of a television projection unit showing our new design wherein the two flanking loud speaker cabinets are omitted. The rears and bottoms of the units are plain and unornamented.




Fig. 1.

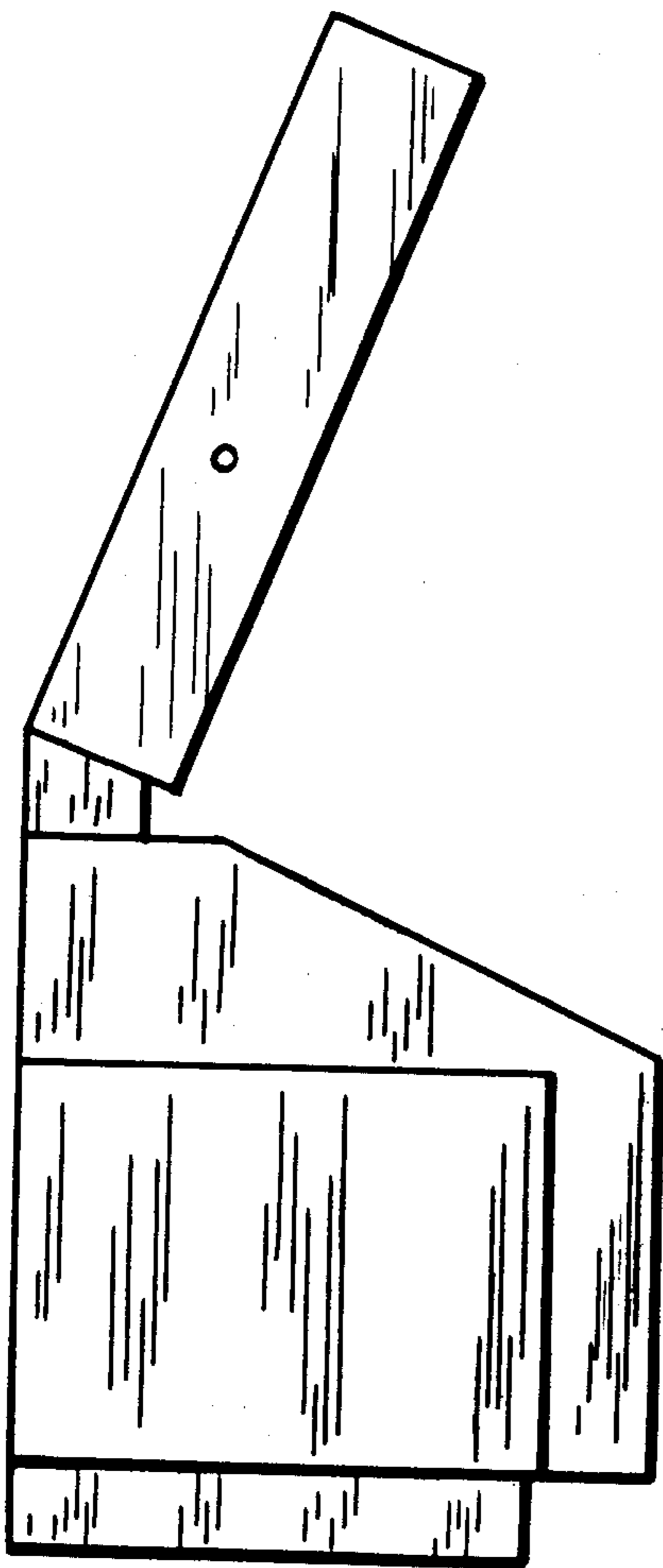



Fig. 2.

Fig. 6.


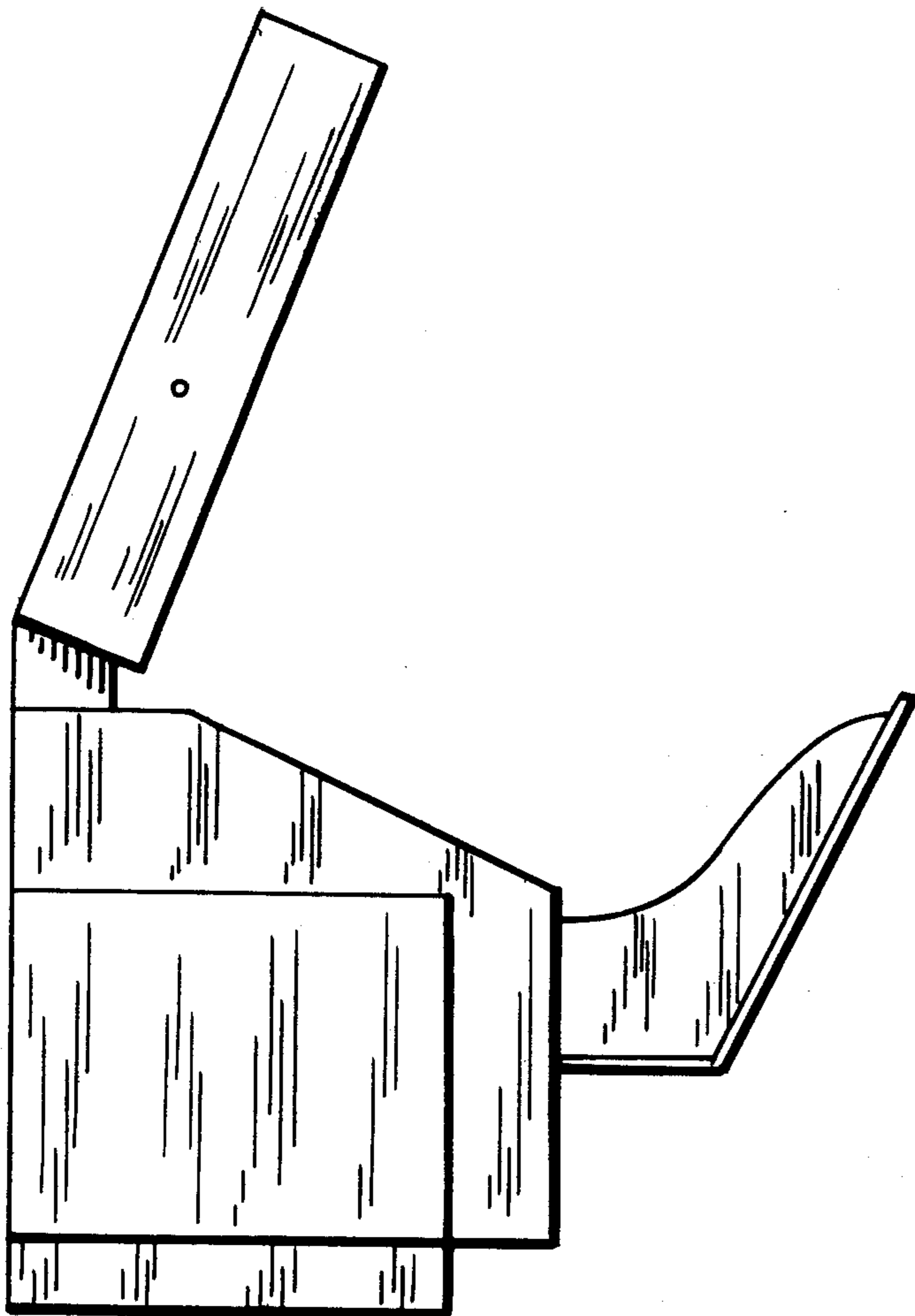


Fig. 3.



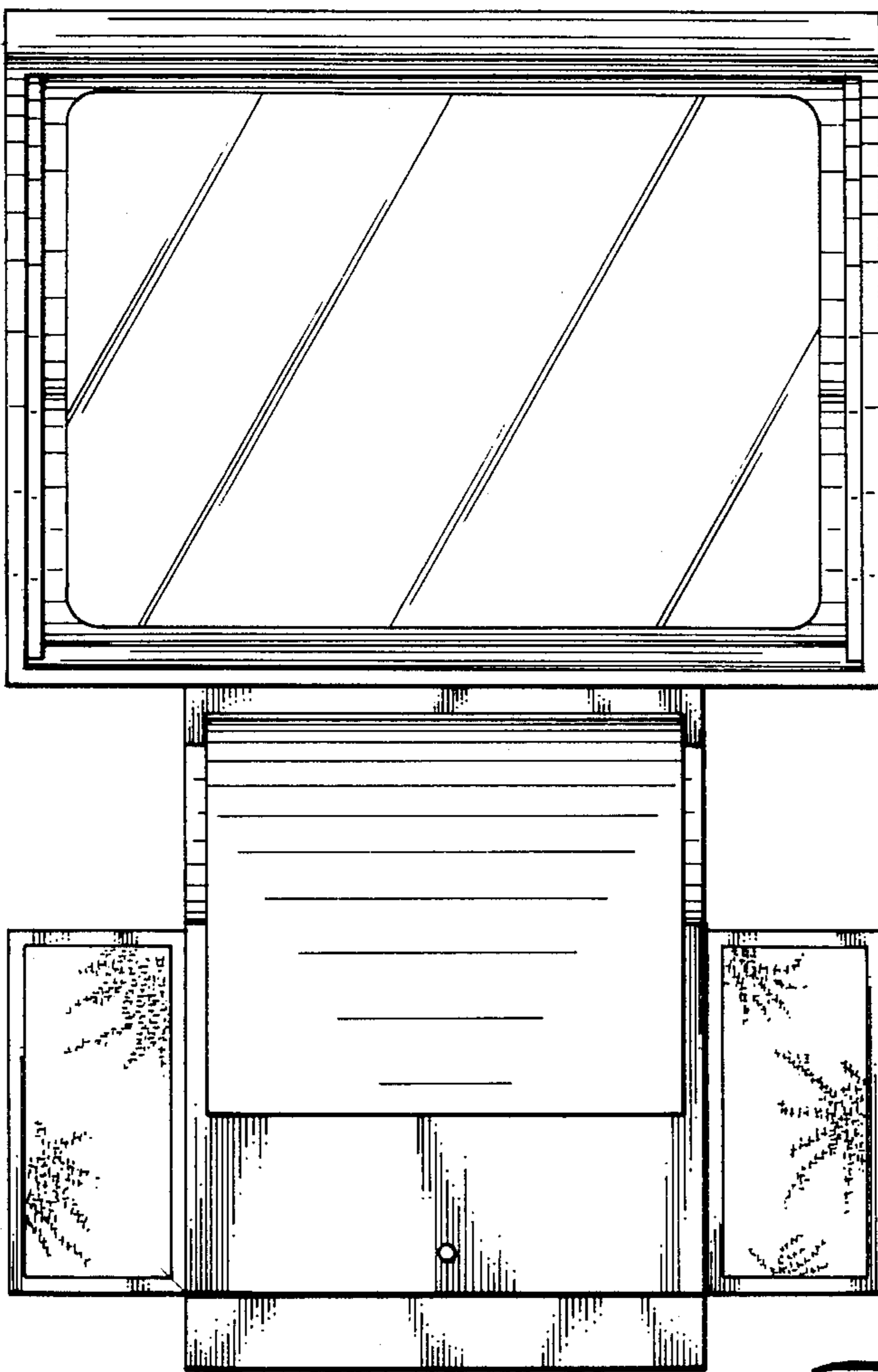


Fig. 4.




Fig. 5.