

# United States Patent [19]

Parent

[11] **Des. 247,142**

[45] **\*\* Feb. 7, 1978**

[54] **RIBBON SPLITTING TOOL**  
[76] Inventor: **Eric Paul Parent**, 217 E. Nottingham,  
Hoffman Estates, Ill. 60195

[\*\*] Term: **14 Years**

[21] Appl. No.: **639,835**

[22] Filed: **Jan. 8, 1976**

[51] Int. Cl. .... **D8—05**

[52] U.S. Cl. .... **D3/19 R**

[58] Field of Search ..... D3/19 A; D4/1, 10-13,  
D4/24, 25, 28, 29, 31, 35, 37, 99; D8/14, 98;  
15/186, 187, 188; 30/304, 164.8, 164.9

[56] **References Cited**

**U.S. PATENT DOCUMENTS**

D. 46,650 11/1914 Lavenson ..... D4/28  
1,734,429 11/1929 Hanover ..... 15/186

2,294,900 9/1942 Fuller ..... 15/188 X  
3,735,487 5/1973 Wojcik ..... 30/124  
3,883,953 5/1975 Saullo et al. .... 30/304

**FOREIGN PATENT DOCUMENTS**

549,168 11/1957 Canada ..... D4/25

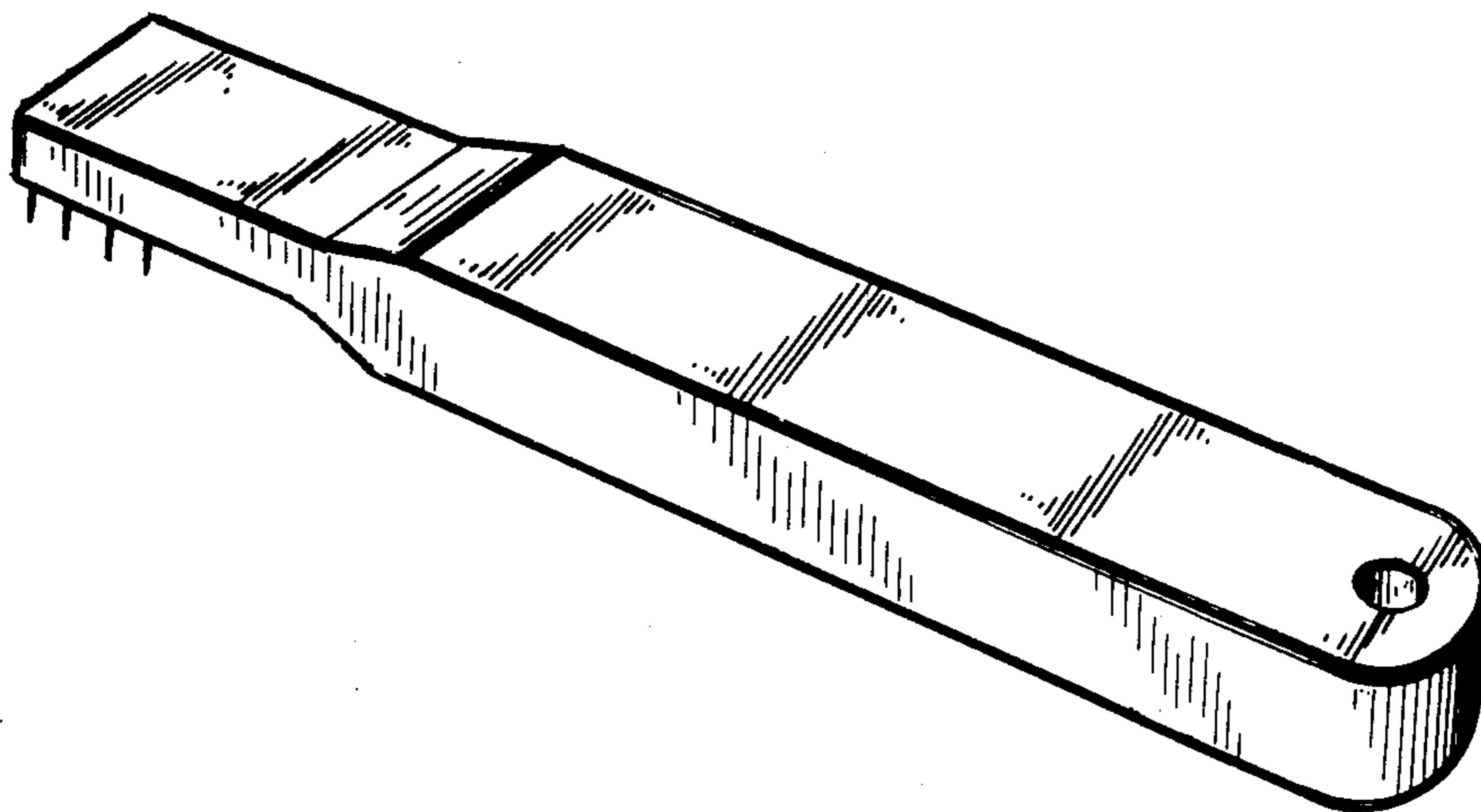
*Primary Examiner*—Winifred E. Herrmann  
*Attorney, Agent, or Firm*—Paul H. Gallagher

[57] **CLAIM**

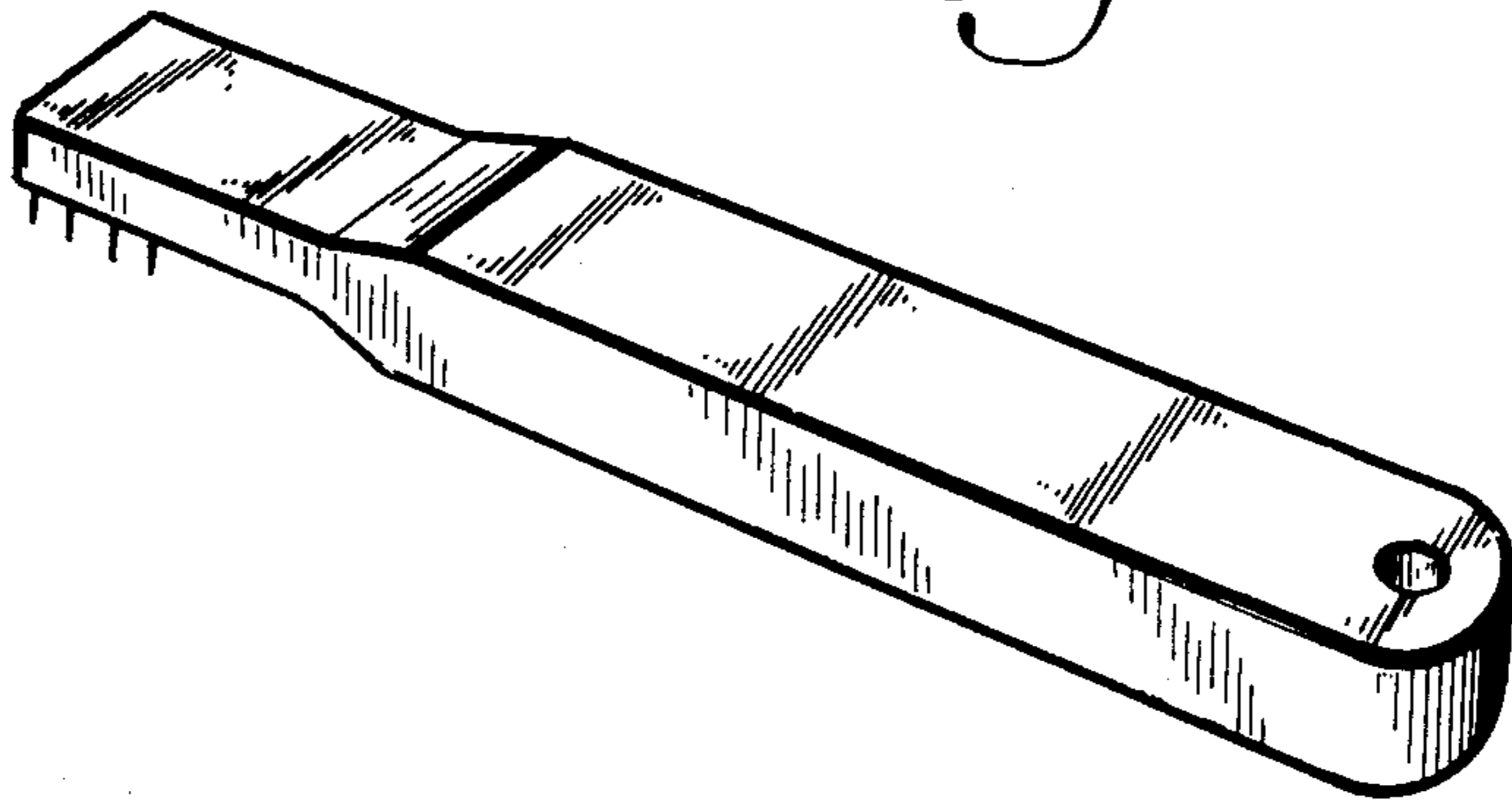
The ornamental design for a ribbon splitting tool, as shown.

**DESCRIPTION**

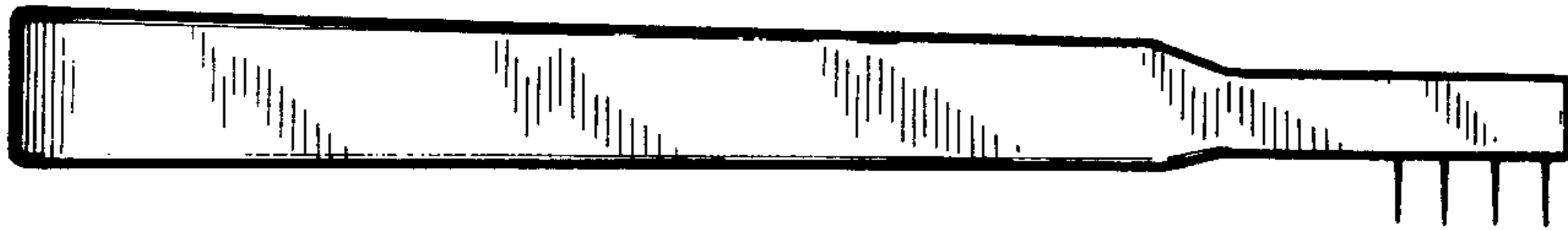
FIG. 1 is a top perspective view of a ribbon splitting tool showing my new design;  
FIG. 2 is a side elevational view;  
FIG. 3 is a top view;  
FIG. 4 is an end view, from the right of FIG. 2; and  
FIG. 5 is an end view taken from the left of FIG. 2.




*Fig. 1.*



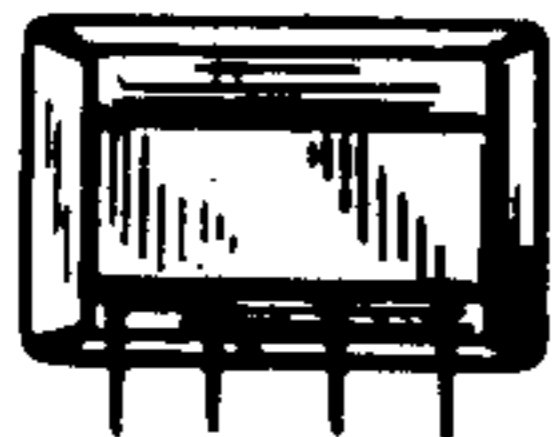
*Fig. 2.*



*Fig. 3.*



*Fig. 4.*



*Fig. 5.*

