

[54] TIRE RETREADING BLADDER

3,743,564 7/1973 Gross ..... 425/43

[76] Inventor: Kenneth T. MacMillan, 4992 Wesleyan Woods Drive, Macon, Ga. 31204

Primary Examiner—Wallace R. Burke  
Assistant Examiner—James M. Gandy  
Attorney, Agent, or Firm—Charles E. Brown

[\*\*] Term: 14 Years

[57] CLAIM

[21] Appl. No.: 714,281

The ornamental design for tire retreading bladder, as shown.

[22] Filed: Aug. 13, 1976

DESCRIPTION

[51] Int. Cl. .... D15—99

[52] U.S. Cl. .... D15/199

[58] Field of Search ..... D12/152, 155; 425/49, 425/51, 52, 53, 43, 17, 20, 23, 21, 22, 389; 152/353 R; 264/326; D15/199

FIG. 1 is a front elevational view of a tire retreading bladder showing my new design, it being understood that the rear is a mirror image thereof;

FIG. 2 is a side elevational view thereof;

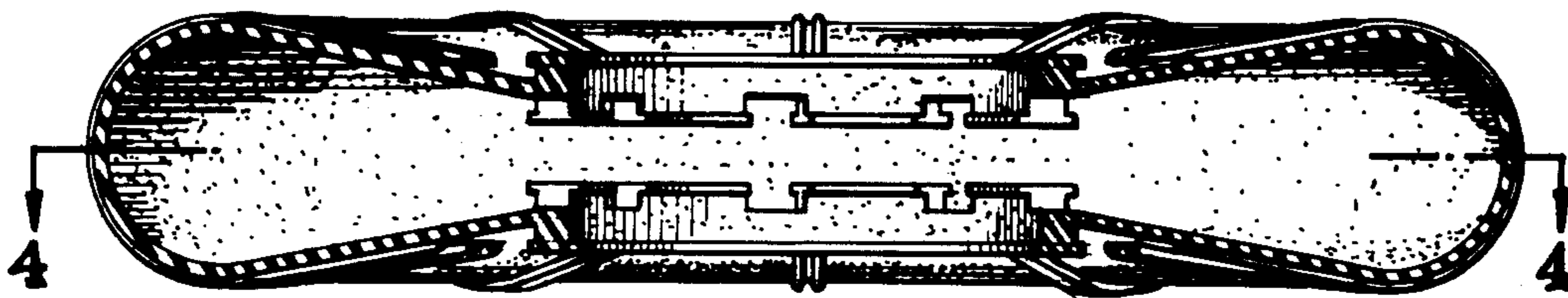
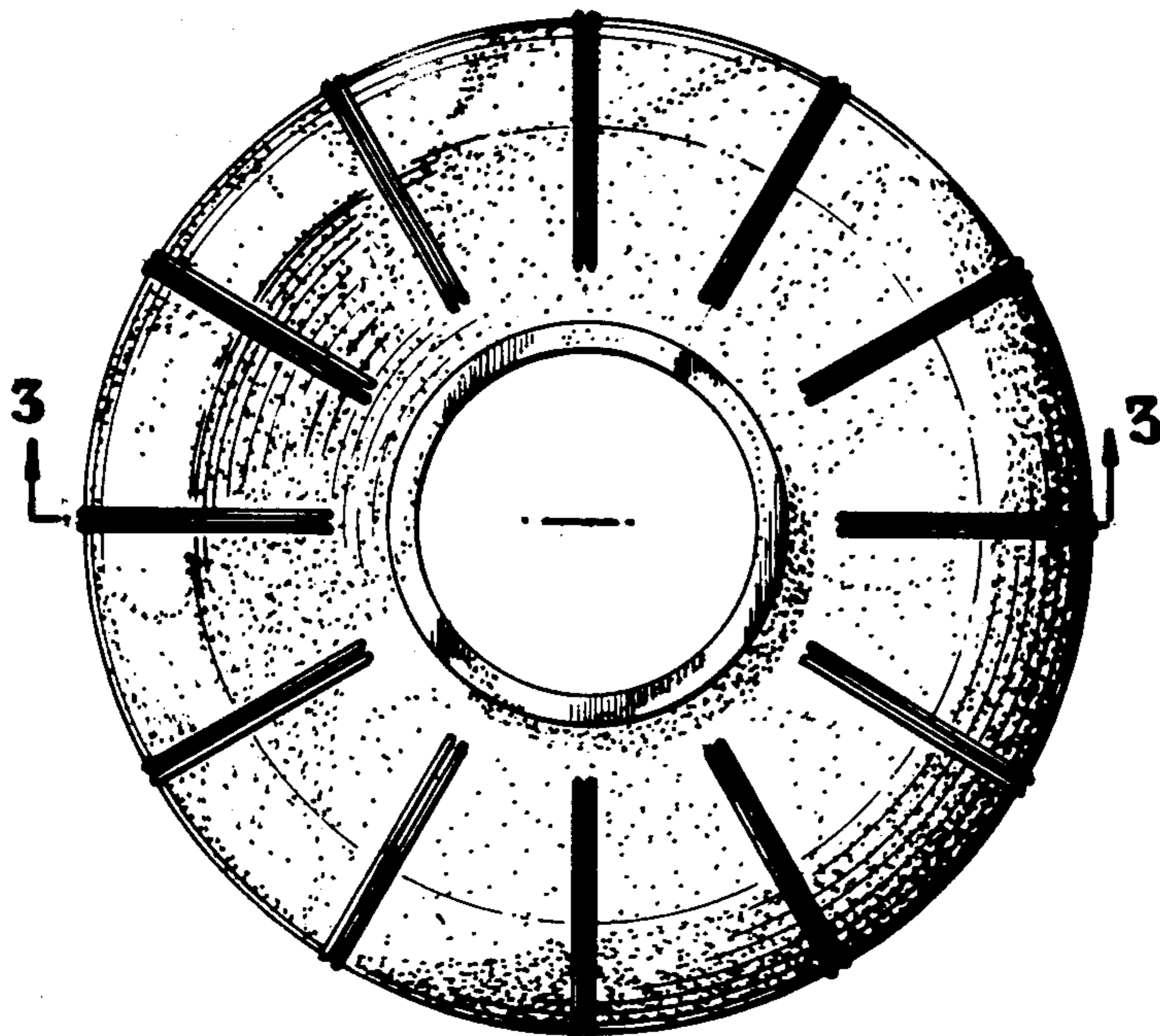
FIG. 3 is a horizontal cross-sectional view thereof taken on line 3—3 of FIG. 1;

FIG. 4 is a vertical cross-sectional view thereof taken on line 4—4 of FIG. 3 with the unillustrated half being identical to that shown.

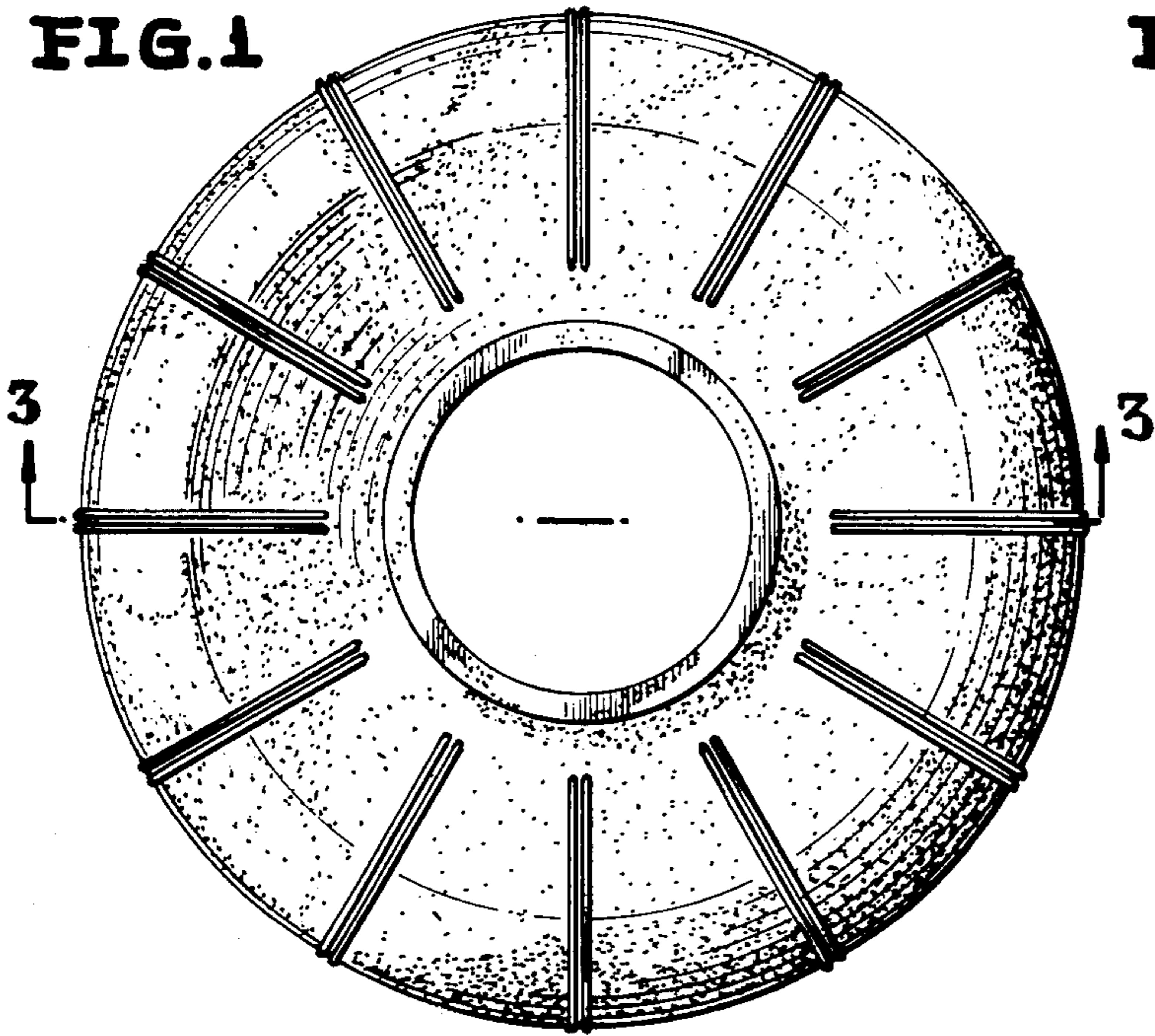
[56] References Cited

U.S. PATENT DOCUMENTS


2,476,831 7/1949 Spencer ..... 425/43



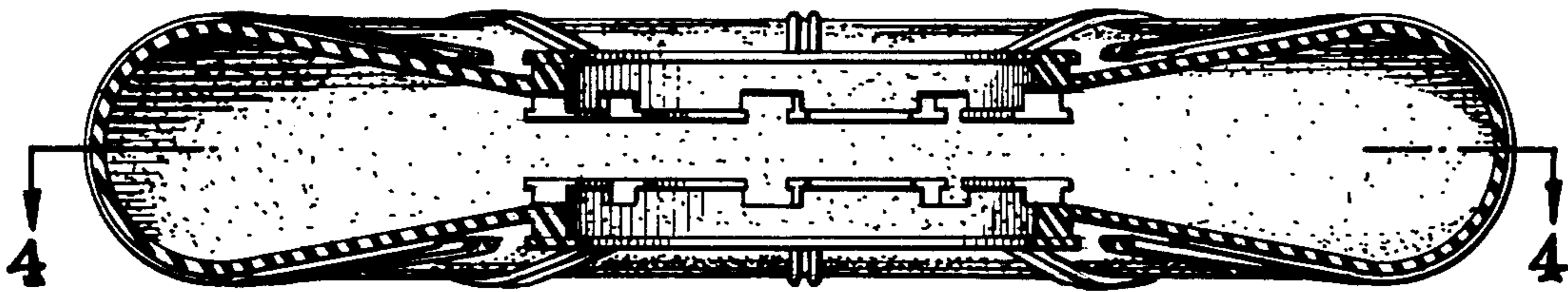
**FIG. 1**



**FIG. 2**



**FIG. 3**



**FIG. 4**

