

[54] STAMP PAD

[76] Inventor: Takaji Funahashi, No. 1, 2-chome, Kitatakasho, Nishi, Nagoya, Aichi, Japan

[**] Term: 14 Years

[21] Appl. No.: 707,991

[22] Filed: July 23, 1976

[30] Foreign Application Priority Data

Feb. 4, 1976 Japan 51-3241

[51] Int. Cl. 19-02

[52] U.S. Cl. D64/10

[58] Field of Search D64/10; D9/222, 187, D9/242, 248, 230-240; 118/264, 270; 206/457; 101/372

[56] References Cited

U.S. PATENT DOCUMENTS

D. 239,695	4/1976	Fier, Jr.	D9/219 X
1,251,721	1/1918	Willard	118/264
2,674,977	4/1954	Munson	118/264
2,825,298	3/1958	Rommel et al.	118/264
3,044,696	7/1962	Feissel	101/372 X


Primary Examiner—Joel Stearman
Assistant Examiner—Louis S. Zarfes
Attorney, Agent, or Firm—Robert Osann

[57] CLAIM

The ornamental design for a stamp pad, as shown.

DESCRIPTION

FIG. 1 is a perspective view of a stamp pad showing my new design;
FIG. 2 is a front elevational view thereof;
FIG. 3 is a rear elevational view thereof;
FIG. 4 is a left side elevational view thereof;
FIG. 5 is a top plan view thereof; and
FIG. 6 is a bottom plan view thereof.



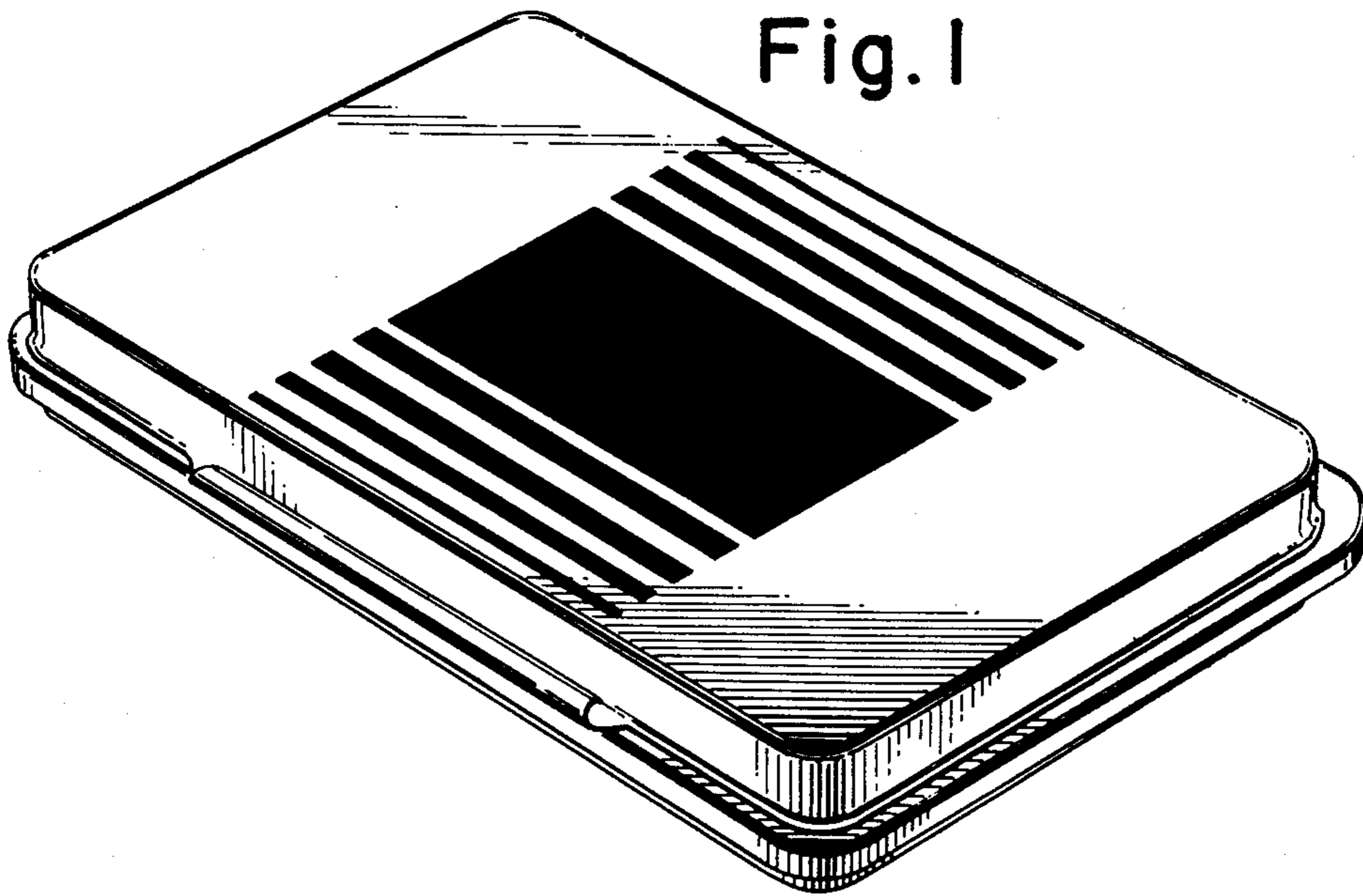


Fig. 2

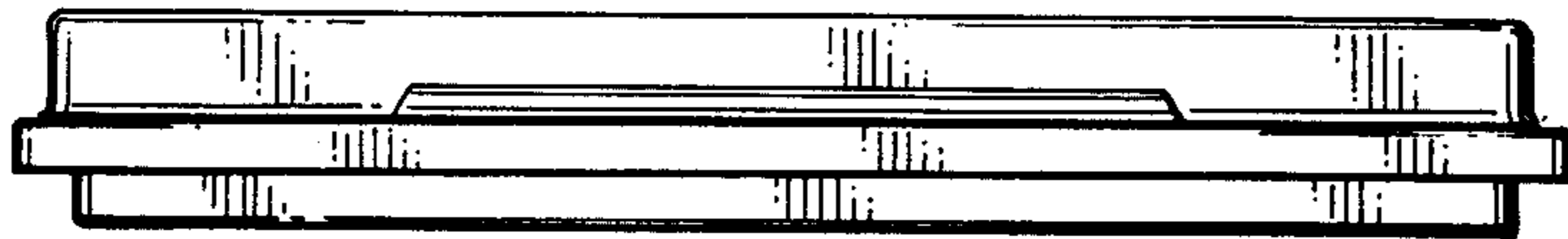


Fig. 3




Fig. 4




Fig. 5




Fig. 6

