

[54] SUCTION CLEANER BODY OR THE LIKE

[76] Inventors: Robert M. Goodman, 9024 Moody Ave., Morton Grove, Ill. 60053; Joseph R. Mango, 14651 S. 49th Court, Midlothian, Ill. 60445

[**] Term: 14 Years

[21] Appl. No.: 682,570

[22] Filed: May 3, 1976

[51] Int. Cl. D15-05

[52] U.S. Cl. D15/55

[58] Field of Search D15/52, 53, 55, 62; 15/327 R, 327 C, 327 D, 327 E, 326, 328, 335, 344, 347, 350

[56] References Cited

U.S. PATENT DOCUMENTS

- D. 149,479 5/1948 Dreyfuss D15/55
- D. 189,124 11/1960 Keinhofer D15/53

- D. 203,968 3/1966 Lagerstrom D15/53
- D. 207,443 4/1968 Gantz et al. D15/55
- 2,972,160 2/1961 Hahn 15/344
- 3,213,481 10/1965 Minerley 15/320

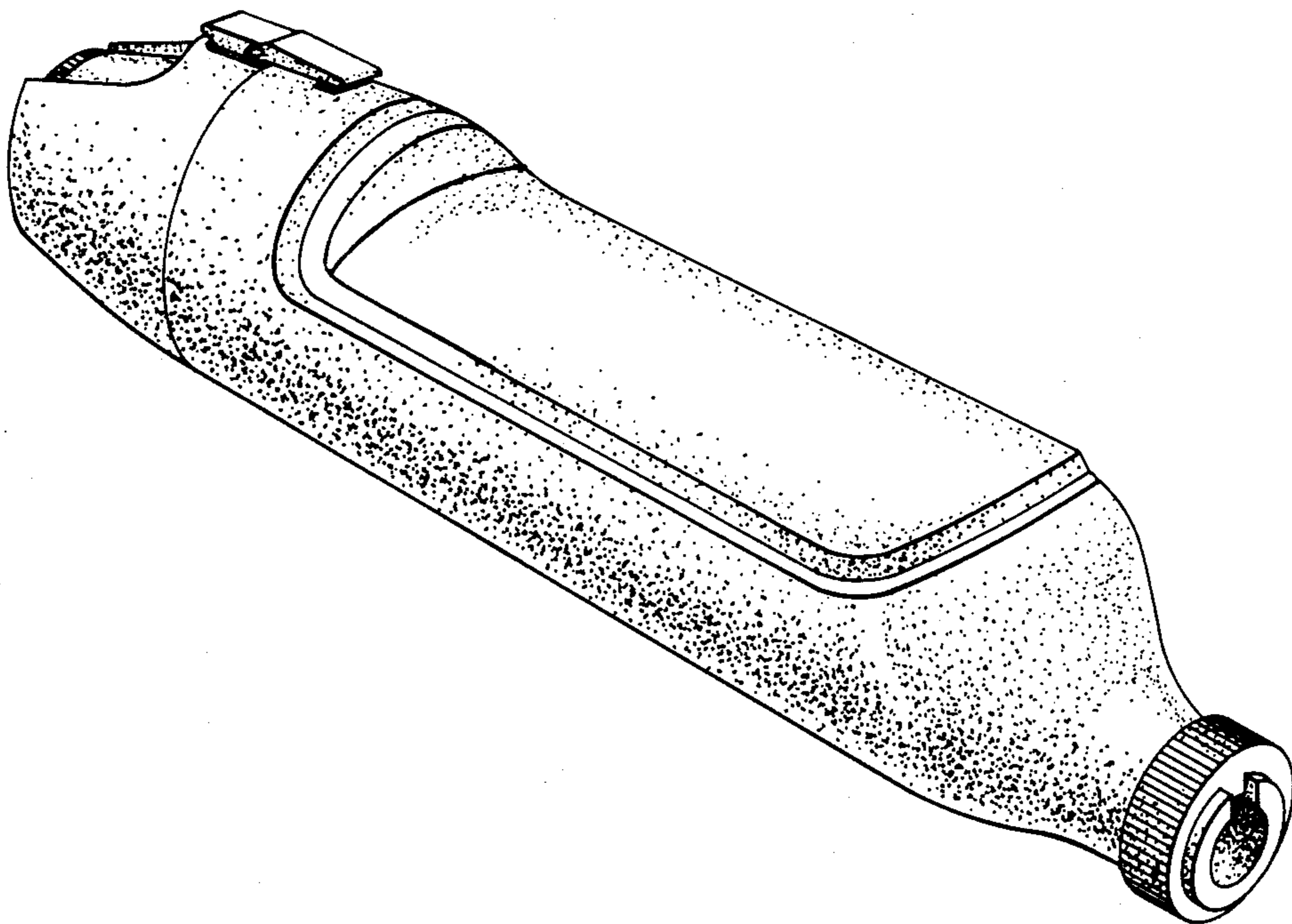
Primary Examiner—Wallace R. Burke
Assistant Examiner—Catherine Kemper
Attorney, Agent, or Firm—Gerald H. Kreske

[57] CLAIM

The ornamental design for a suction cleaner body or the like, as shown and described.

DESCRIPTION

FIG. 1 is a front perspective view of a suction cleaner body or the like showing our new design; FIG. 2 is a right side elevational view thereof; FIG. 3 is a bottom plan view thereof; FIG. 4 is a rear elevational view thereof; and FIG. 5 is a front elevational view thereof. The electrical cord has been shown fragmentarily in FIGS. 2, 3 and 4 for ease of illustration and to indicate indeterminate length.



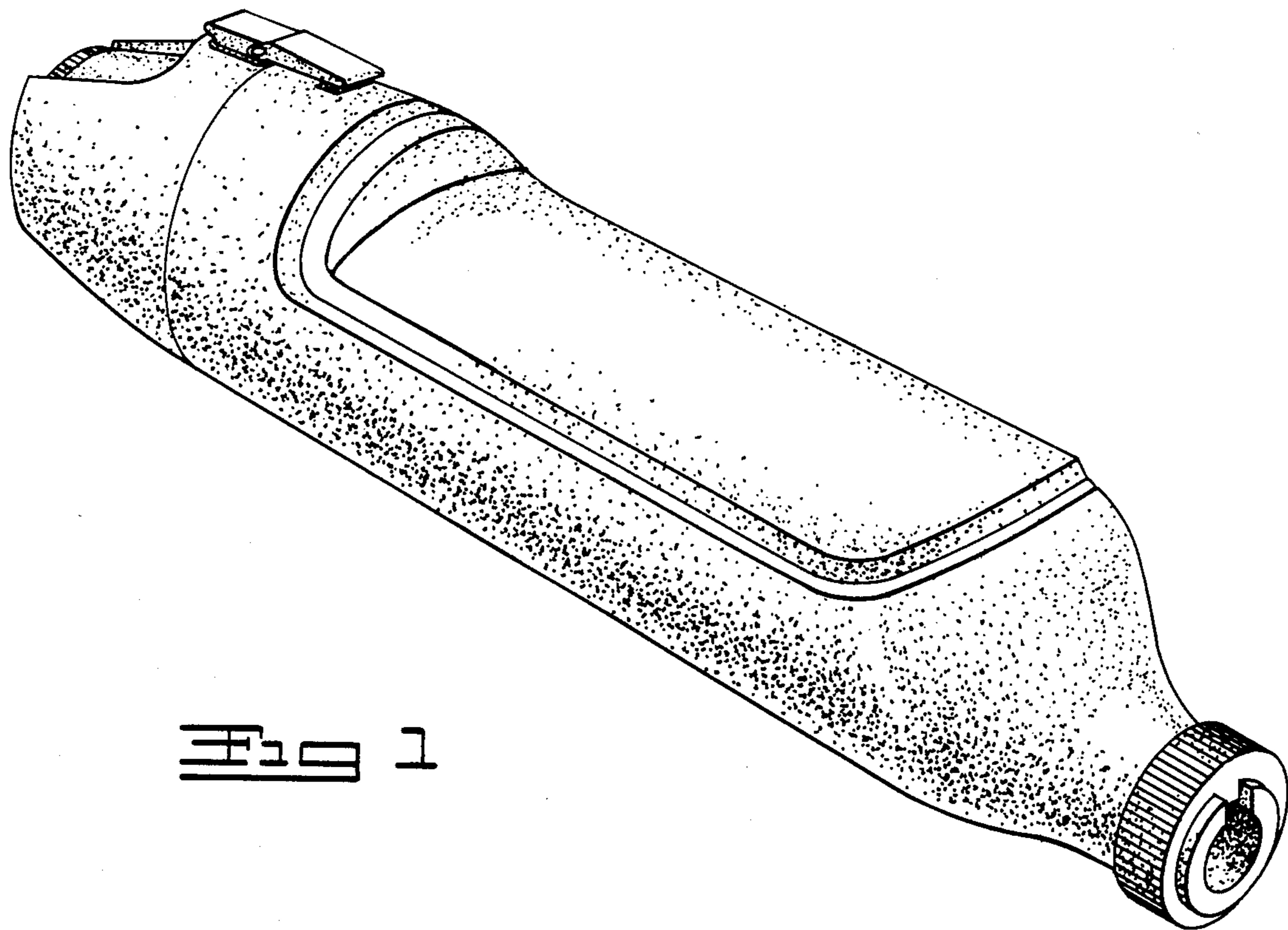


Fig 1

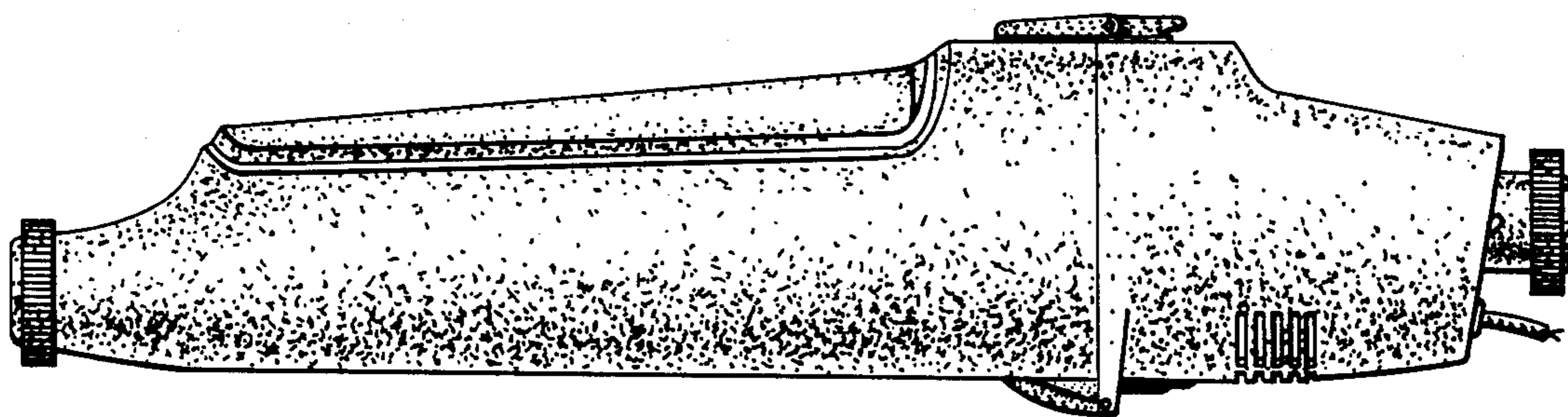


Fig 2



Fig 3

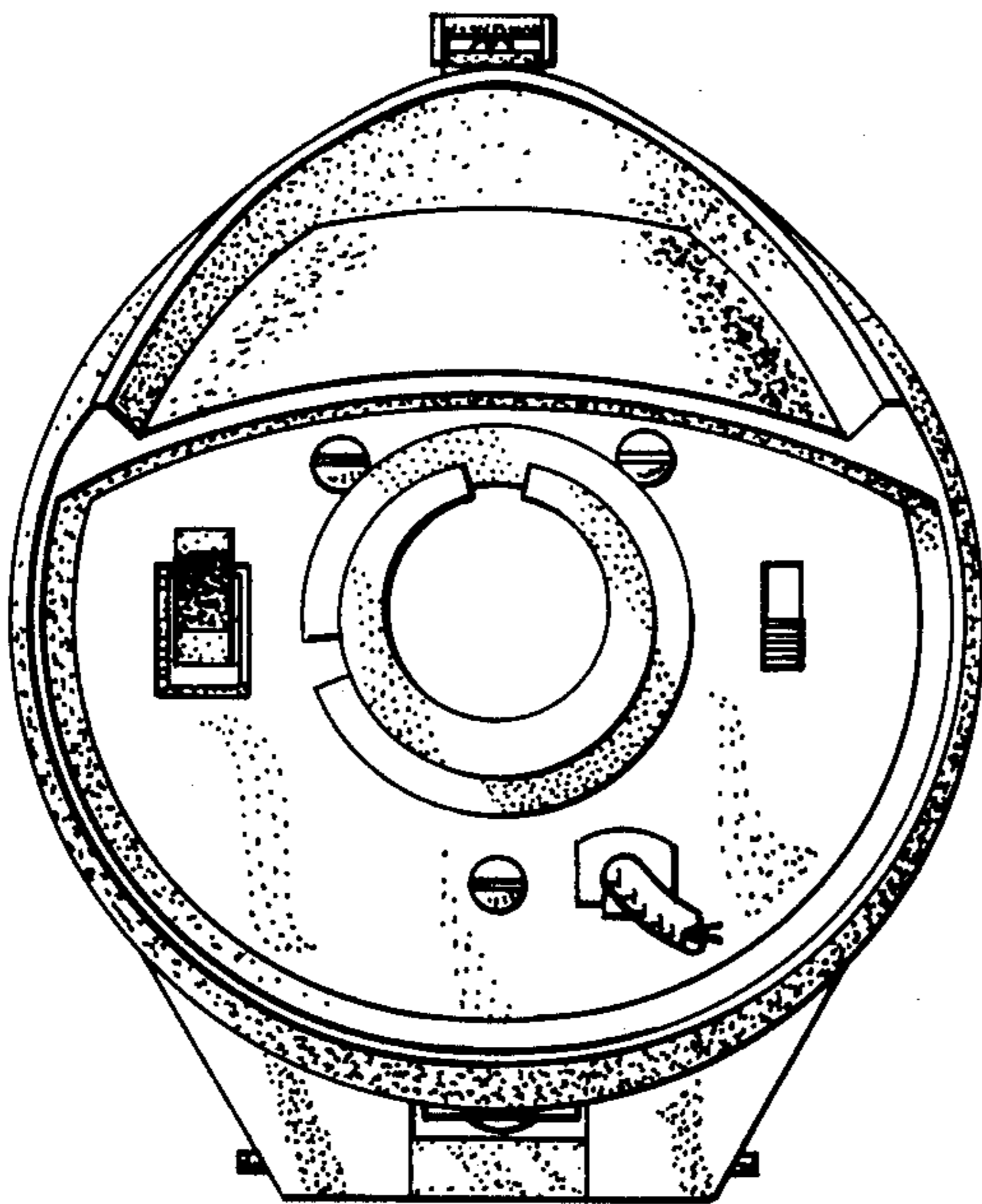


Fig 4

Fig 5

