

[54] **COMBINED FLUID DISPENSER AND APPLICATOR FOR SCALP**

[76] **Inventor:** Timothy Lee Hill, 17419 Monica, Detroit, Mich. 48221

[**] **Term:** 14 Years

[21] **Appl. No.:** 688,530

[22] **Filed:** May 21, 1976

[51] **Int. Cl.** D28—03

[52] **U.S. Cl.** D28/7

[58] **Field of Search** D28/7, 8, 10, 20, 21, D28/25, 30, 31, 83, 76-78, 84, 86, 99; D24/63; D9/222, 230-240; 128/67; 206/233, 823; 132/9, 11 R, 108, 109, 112-116, 143, 88.7, DIG.

3

[56] **References Cited**

U.S. PATENT DOCUMENTS

D. 217,315	4/1970	Brooks	D28/25
2,667,394	1/1954	Goetz et al.	D28/21 X
3,897,794	8/1975	Branch	132/11 A

FOREIGN PATENT DOCUMENTS

606,843 7/1960 Italy 132/114

OTHER PUBLICATIONS

Beauty Fashion, 12/1967, p. 36—Lancome mascara wand at right center.

Beauty Fashion, 4/1970, p. 21—Kanon deodorant stick at right center.

Primary Examiner—Joel Stearman

Assistant Examiner—Louis S. Zarfes

Attorney, Agent, or Firm—Robert A. Sloman

[57] **CLAIM**

The ornamental design for a combined fluid dispenser and applicator for scalp, substantially as shown.

DESCRIPTION

FIG. 1 is an exploded front elevational view of a combined fluid dispenser and applicator for scalp showing my new design;

FIG. 2 is an exploded side elevational view;

FIG. 3 is a top plan view;

FIG. 4 is a bottom plan view; and

FIG. 5 is a perspective view in closed condition.

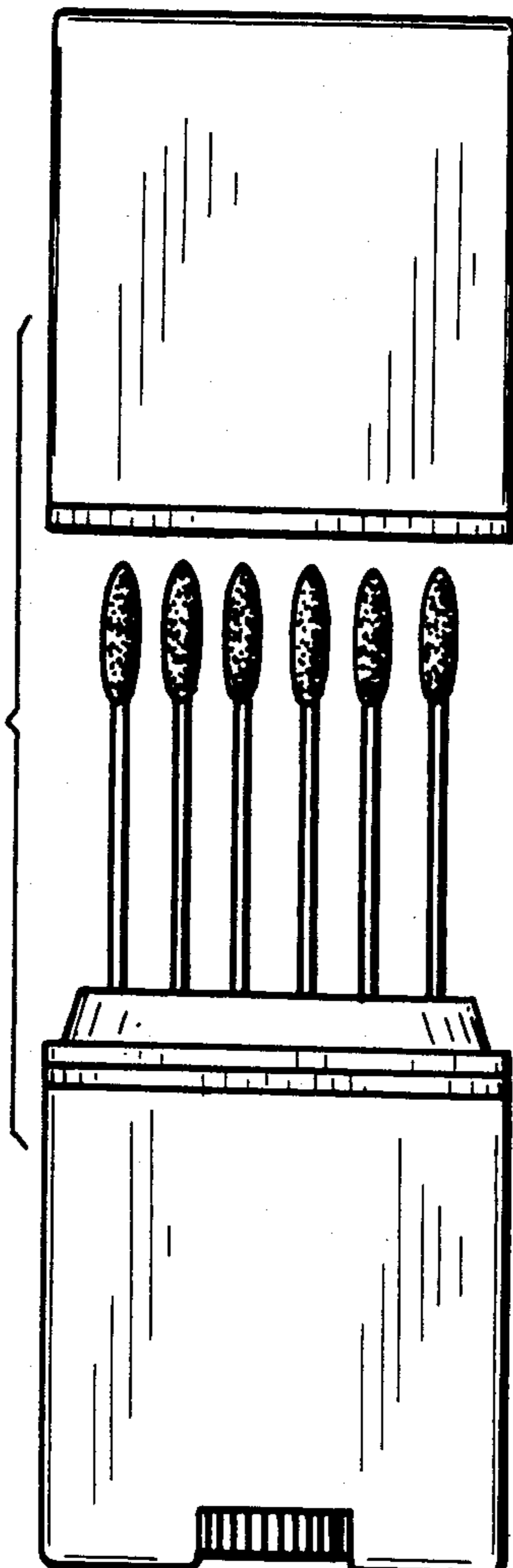


FIG.3



FIG.1

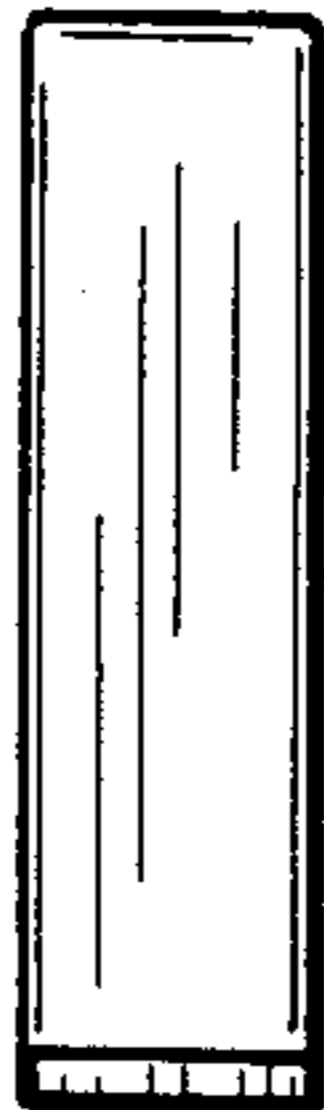





FIG.2




FIG.5

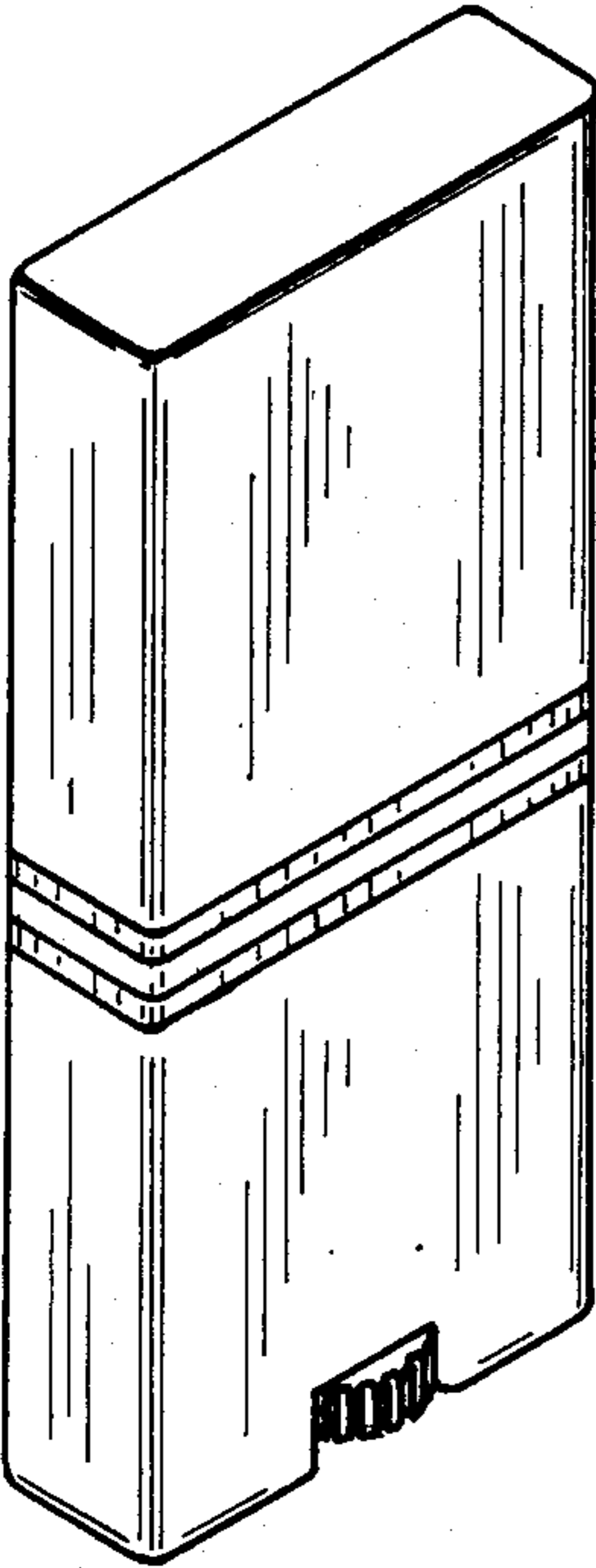


FIG.4