

United States Patent [19] Rain

[11] **Des. 246,990**

[45] **** Jan. 17, 1978**

[54] BUILDING

- [75] Inventor: **Lloyd H. Rain**, Lexington, Ky.
[73] Assignee: **Irvin Industries Inc.**, Greenwich, Conn.
[**] Term: **14 Years**
[21] Appl. No.: **567,352**
[22] Filed: **Apr. 11, 1975**
[51] Int. Cl. **D25—03**
[52] U.S. Cl. **D25/21**
[58] Field of Search 135/1 R; 52/18, 63, 52/80, 2, 629, 222, 83; D25/4, 21, 20, 7, 11; D88/3 B

[56] References Cited

U.S. PATENT DOCUMENTS

- | | | | |
|-----------|--------|----------------|---------|
| 3,461,890 | 8/1969 | Goodrich | 135/1 R |
| 3,496,686 | 2/1970 | Bird | 135/1 R |
| 3,802,450 | 4/1974 | Huddle | 135/1 R |

FOREIGN PATENT DOCUMENTS

- | | | | |
|-----------|---------|---------------|---------|
| 1,470,660 | 1/1967 | France | 135/1 R |
| 1,183,642 | 12/1964 | Germany | 135/1 R |

OTHER PUBLICATIONS

Seaman International Inc. Pamphlet, Portomod Structure, received 1/30/75, p. 1, building at lower right center.

Architectural Record, vol. 157, Feb. 1975, p. 83, Fig. 4.

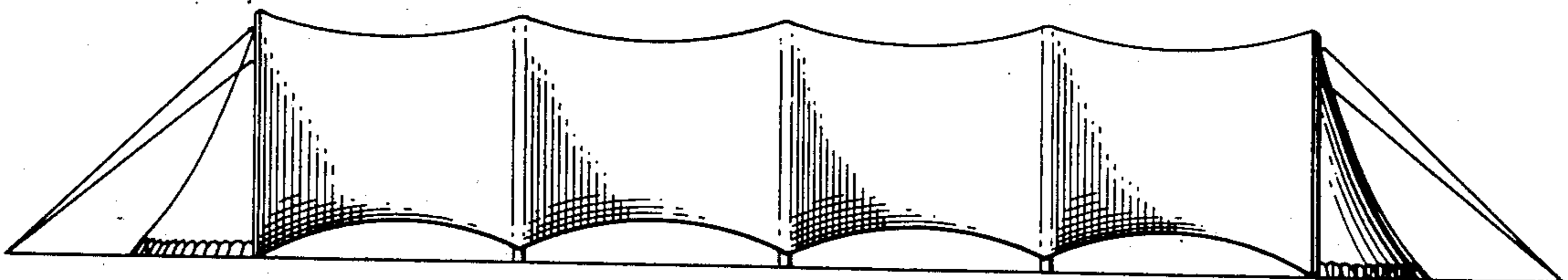
Primary Examiner—A. Hugo Word
Attorney, Agent, or Firm—I. William Millen.

[57] CLAIM

The ornamental design for a building, as shown and described.

DESCRIPTION

FIG. 1 is a top plan view of a flexible web covered, arch-supported building showing my new design; FIG. 2 is a elevational view showing a side thereof; FIG. 3 is a elevational view showing one end thereof; and FIG. 4 is a elevational view showing the other end thereof.



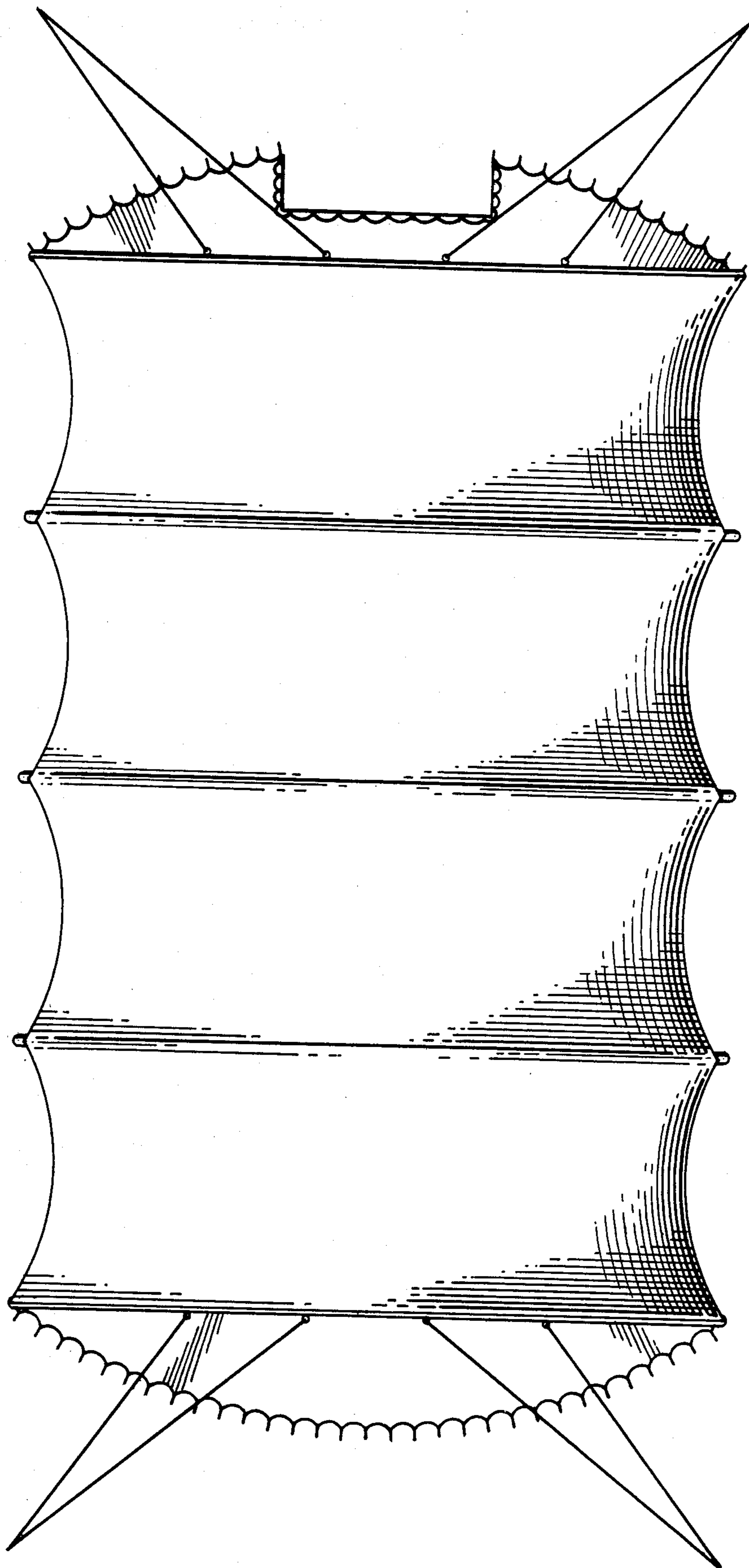


FIG. 1

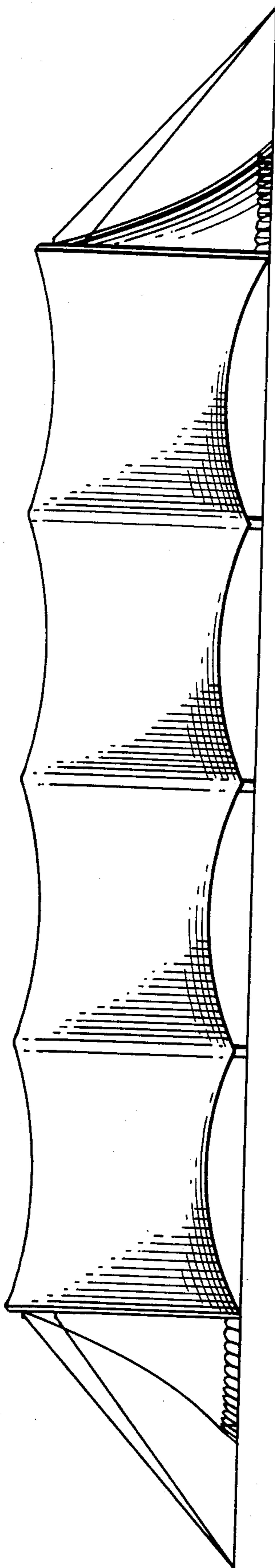


FIG. 2

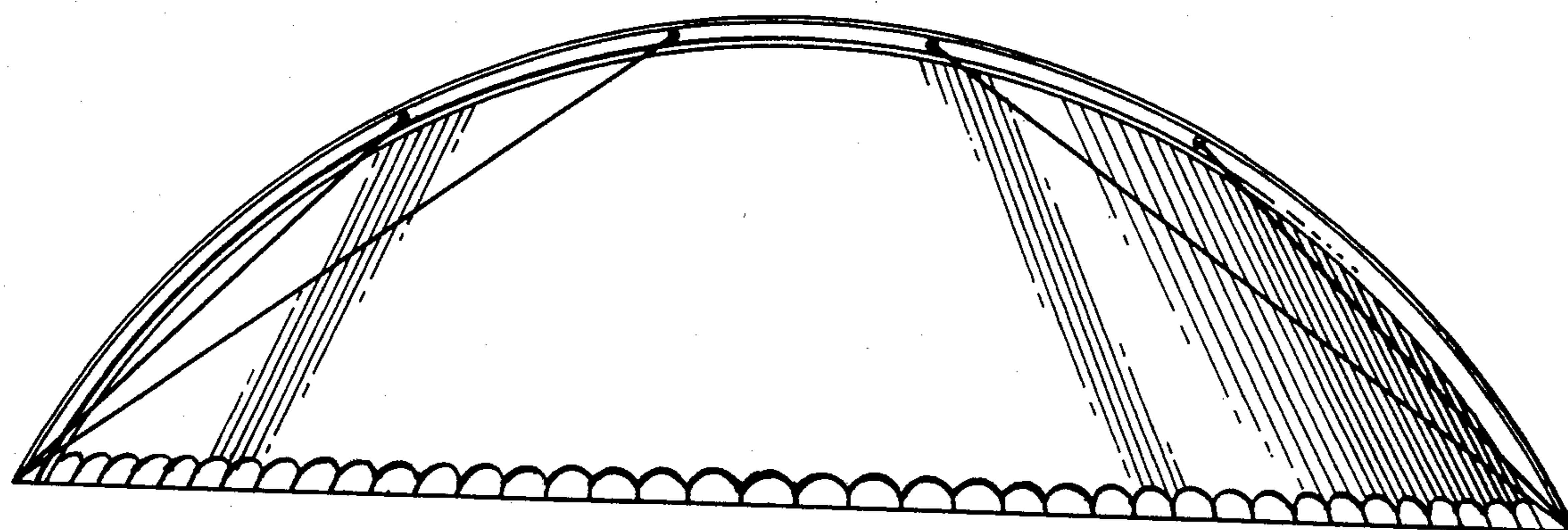


FIG. 3

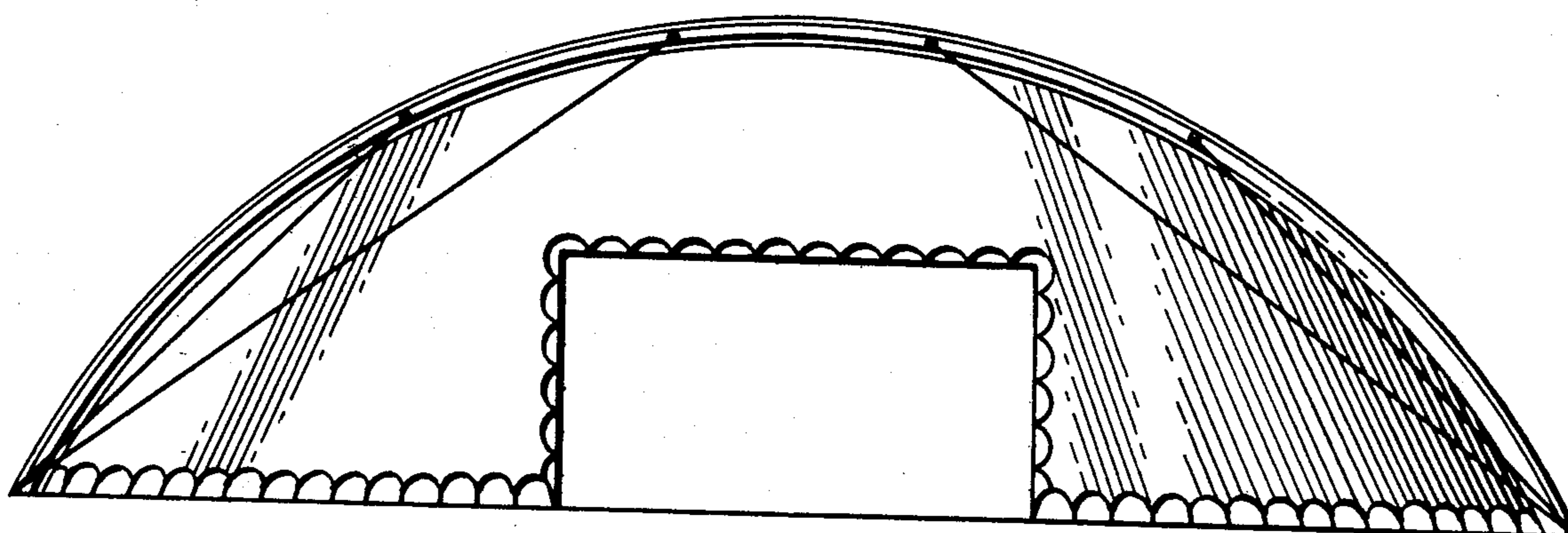


FIG. 4