

[54] DENTAL FLOSS DISPENSER

[76] Inventor: William E. Bennington, 5 Fillmore Drive, Sarasota, Fla. 33577

[\*\*] Term: 14 Years

[21] Appl. No.: 562,193

[22] Filed: Mar. 26, 1975

D. 232,096	7/1974	Fender .....	D24/1 D
3,725,182	4/1973	Regan .....	206/408
3,747,611	7/1973	Bennington .....	132/91

Primary Examiner—Bernard Ansher  
Attorney, Agent, or Firm—M. Ted Raptis

[57] CLAIM

The ornamental design for a dental floss dispenser, as shown and described.

Related U.S. Application Data

[62] Division of Ser. No. 367,953, June 7, 1973, Pat. No. Des. 237,498.

[51] Int. Cl. .... D24—99

[52] U.S. Cl. .... D28/64

[58] Field of Search ..... D24/1 D; 132/91, 92 R, 132/92 A; 206/388, 389, 409, 83; D83/1 R

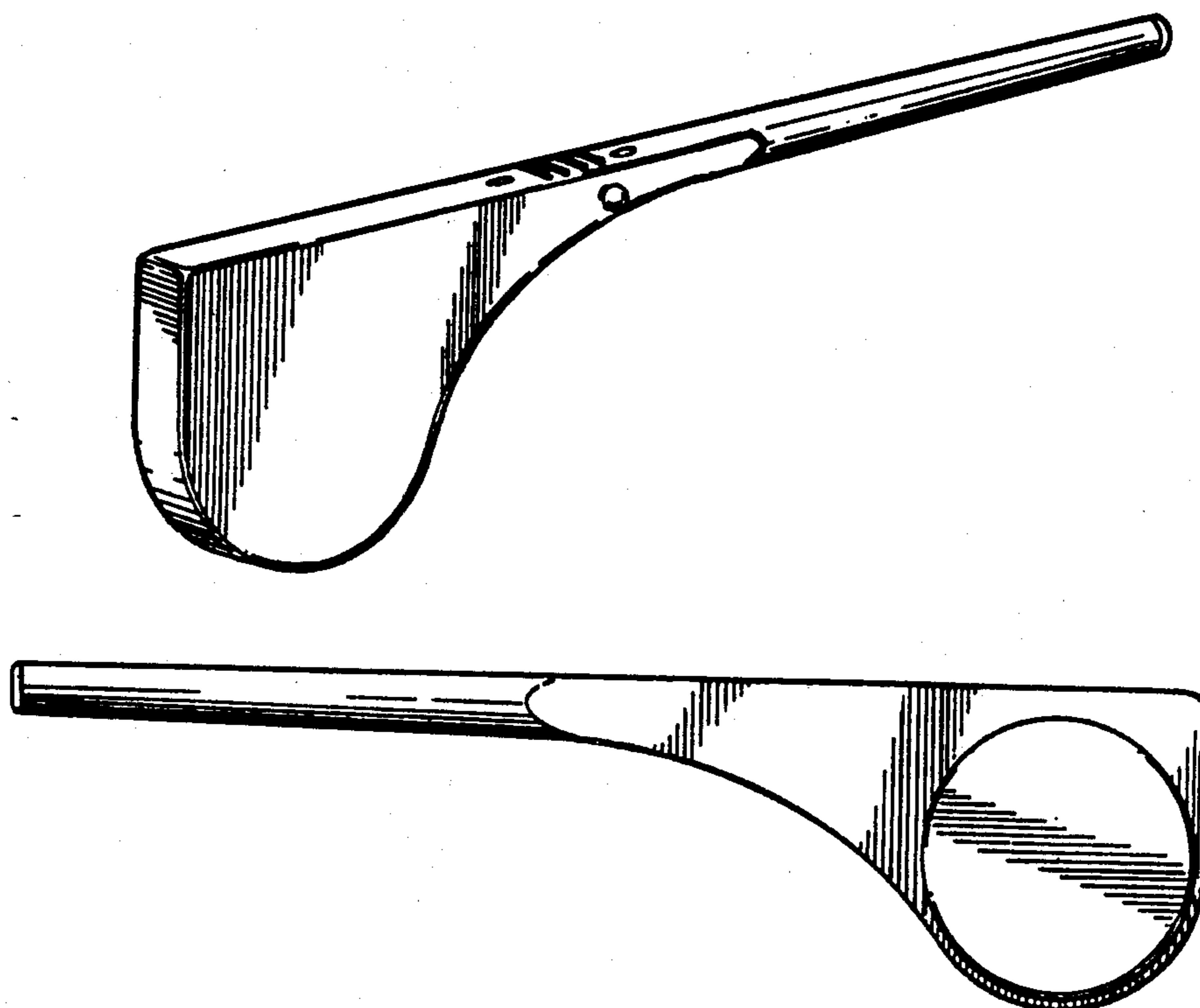
[56] References Cited

U.S. PATENT DOCUMENTS

D. 189,548	1/1961	Gershen .....	D24/1 D
D. 231,199	4/1974	Fortune .....	D24/1 D

DESCRIPTION

FIG. 1 is a rear perspective view of one embodiment of a dental floss dispenser embodying my new design; FIG. 2 is a side elevational view of the opposite side of the dental floss dispenser shown in FIG. 1; FIG. 3 is a top plan view of the dental floss dispenser shown in FIG. 2; FIG. 4 is a left end elevational view of the dental floss dispenser shown in FIG. 2; FIG. 5 is a right end elevational view of the dental floss dispenser shown in FIG. 2; and FIG. 6 is a bottom plan view of the dental floss dispenser shown in FIG. 2.



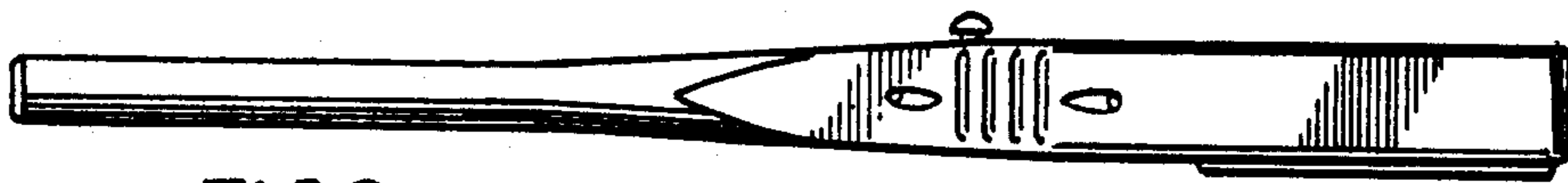
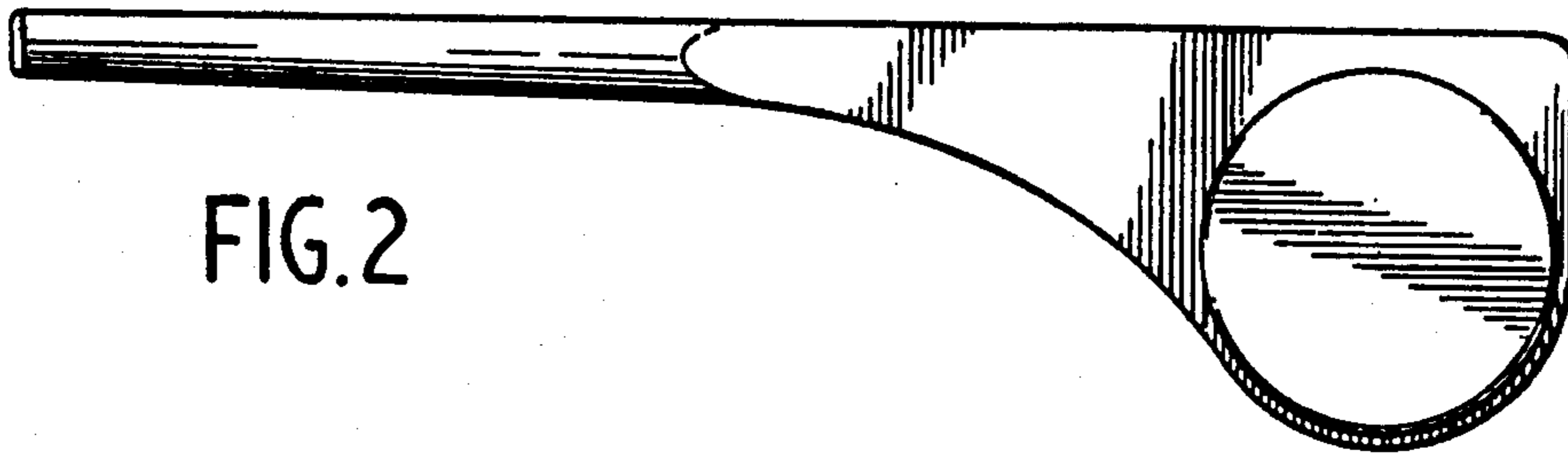
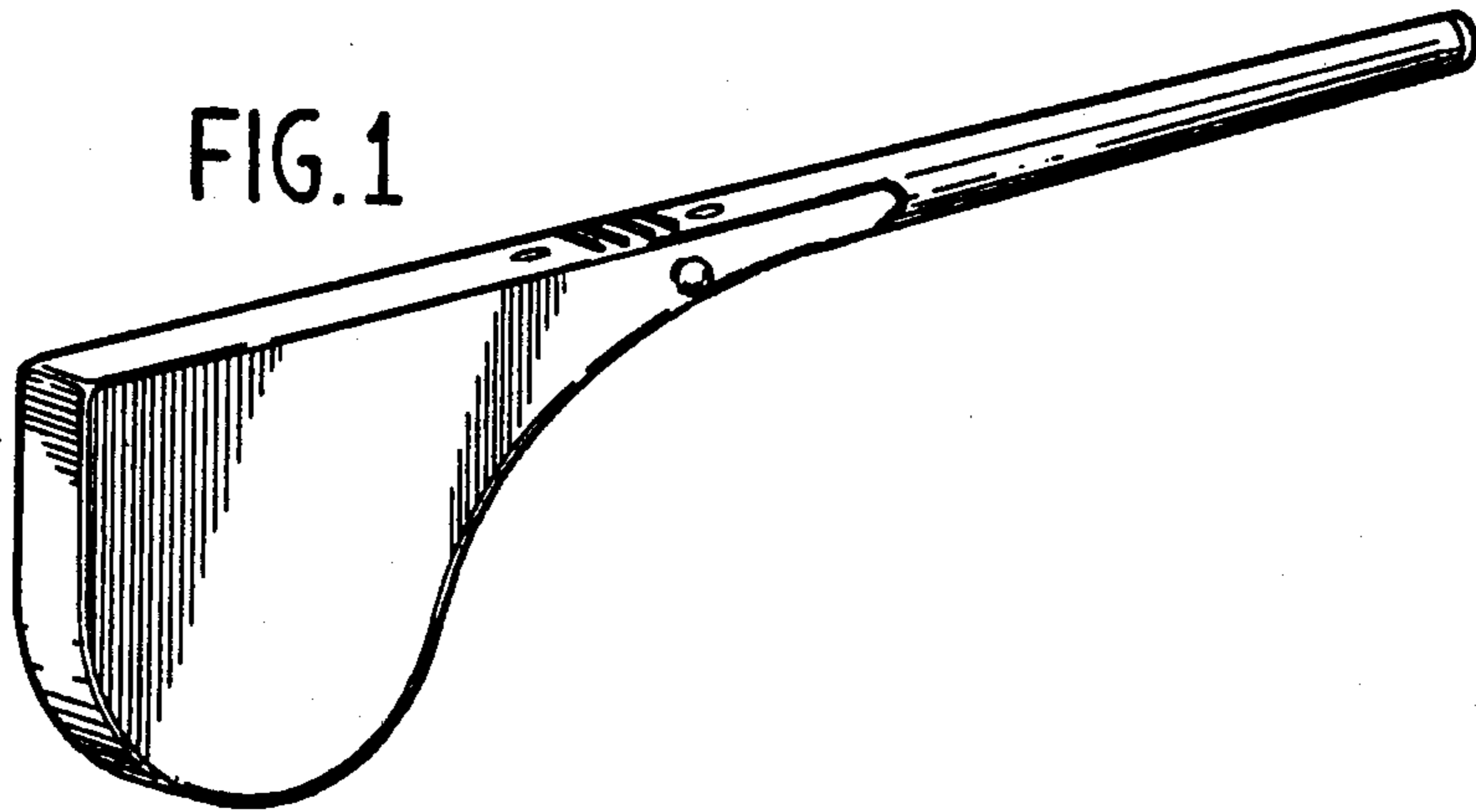


FIG.4

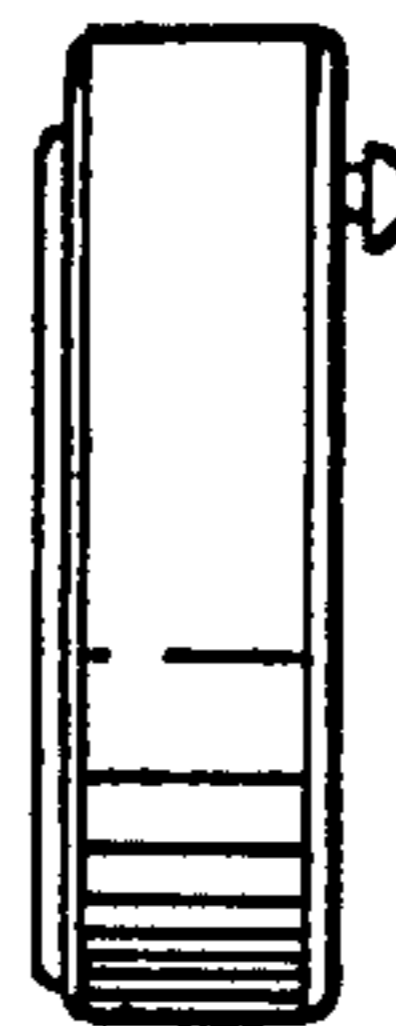


FIG.5

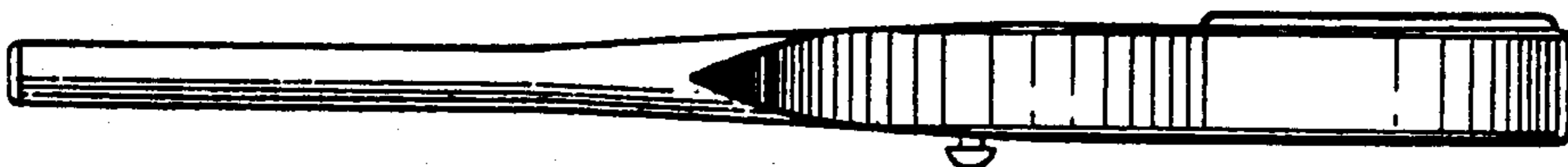


FIG.6