

[54] TELESCOPIC SIGHT MOUNT FOR RIFLES

3,724,800 4/1973 Rubin et al. 248/205 R

[76] Inventor: Daniel L. Bechtel, 4901 Inwood Road, Fort Worth, Tex. 76109

Primary Examiner—A. Hugo Word
Attorney, Agent, or Firm—Charles W. McHugh

[**] Term: 14 Years

[57] CLAIM

[21] Appl. No.: 759,938

The ornamental design for a telescopic sight mount for rifles, as shown and described.

[22] Filed: Jan. 17, 1977

DESCRIPTION

[51] Int. Cl. D22—01

[52] U.S. Cl. D22/7

[58] Field of Search D22/6, 7, 8; 248/205 R, 248/229; 33/259

FIG. 1 is a front elevational view of the telescopic sight mount for rifles showing my new design, with the rear elevational view being identical to the front;

FIGS. 2 and 3 are elevational side views thereof, with the two views differing only in which end of a connecting bolt is visible;

FIG. 4 is a top view of the sight mount;

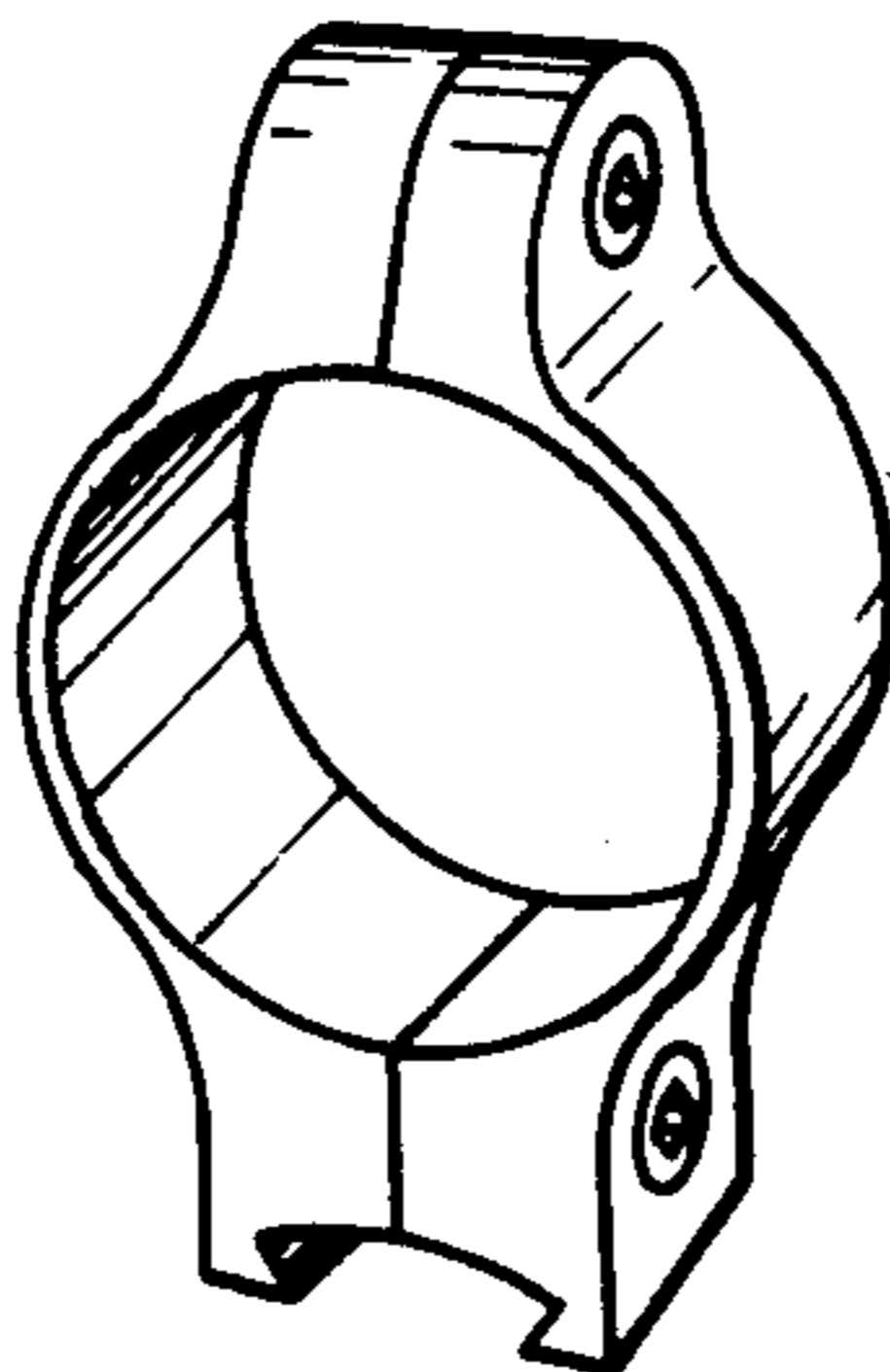
FIG. 5 is a bottom view thereof; and

FIG. 6 is a perspective view thereof.

[56] References Cited

U.S. PATENT DOCUMENTS

3,491,975 1/1970 Weaver 248/205 R X



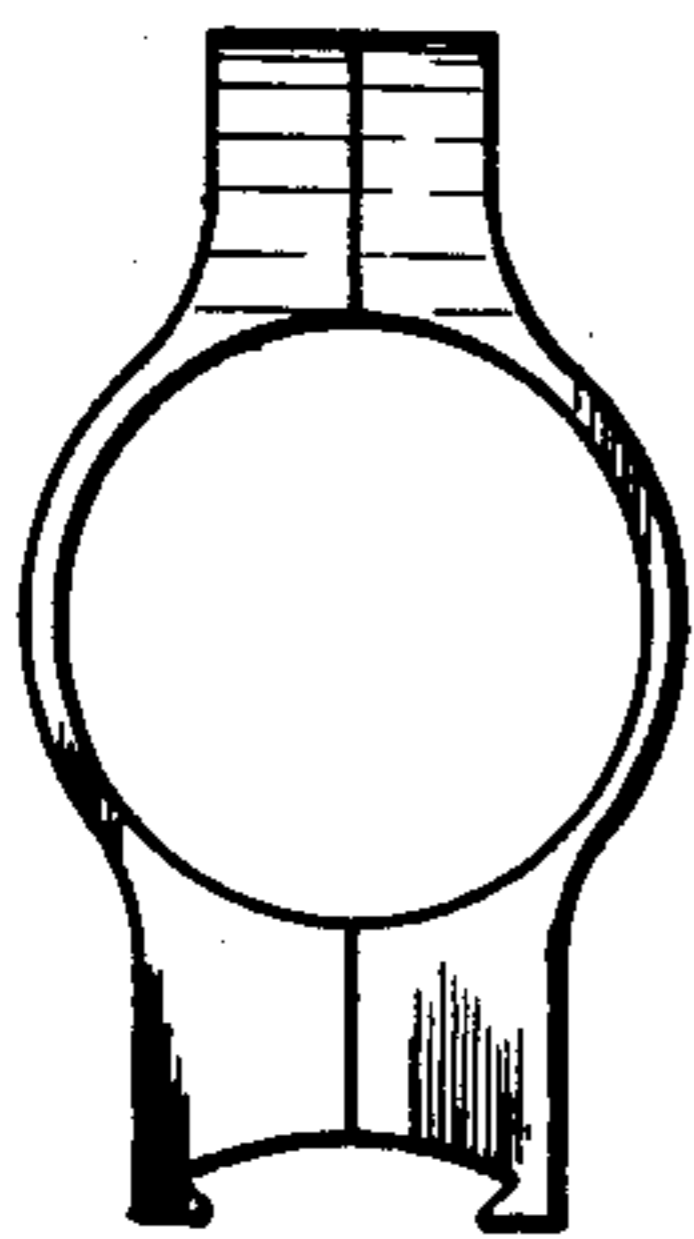


FIG. 1




FIG. 2




FIG. 3



FIG. 4



FIG. 5

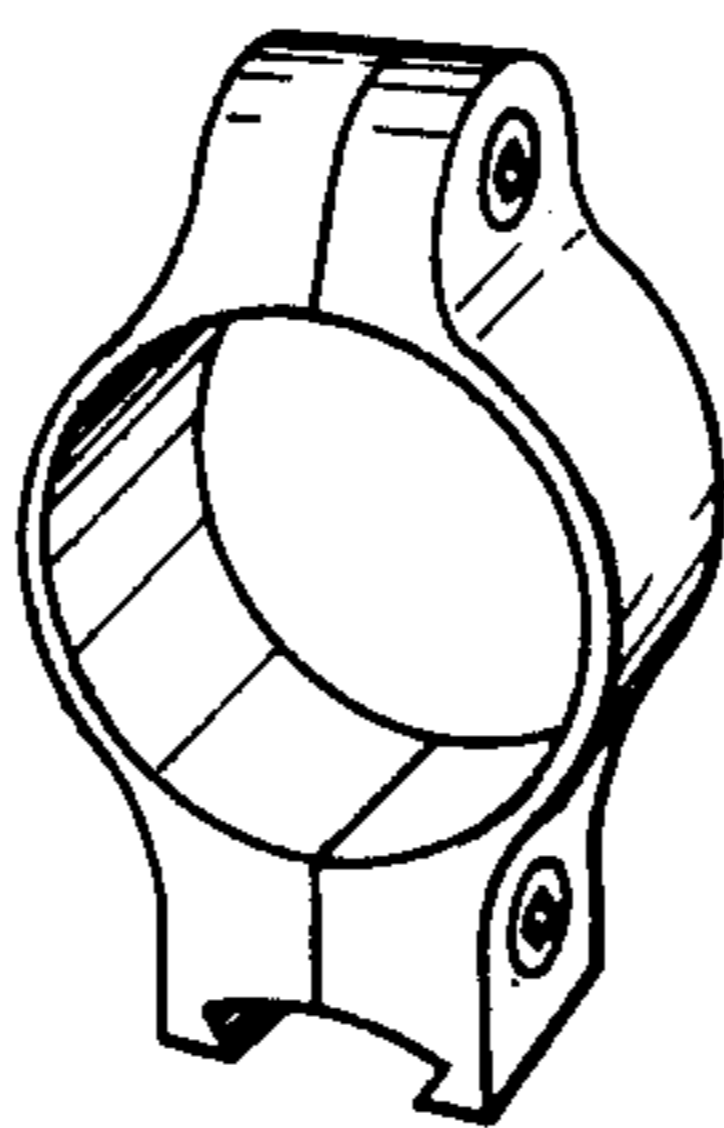


FIG. 6