

[54] CEILING LIGHT FIXTURE SIDE PANEL

[76] Inventor: Murray M. Win, 1223 S. Roxbury Drive, Los Angeles, Calif. 90035

[**] Term: 14 Years

[21] Appl. No.: 736,137

[22] Filed: Oct. 27, 1976

[51] Int. Cl. D26-05

[52] U.S. Cl. D48/16 A

[58] Field of Search D48/23 R, 23 A, 16 A; D25/70, 72, 74, 75, 76; 240/9 R, 51.11 R, 78 R, 106 R, 108 R

[56] References Cited

U.S. PATENT DOCUMENTS

- D. 193,022 6/1962 Zurawski D48/23 A
- D. 227,984 7/1975 Lang et al. D25/76
- 2,737,577 3/1956 McPhail 240/51.11 R

FOREIGN PATENT DOCUMENTS

650,758 10/1962 Canada 240/51.11 R

OTHER PUBLICATIONS

Plastic Process Co. Extrusion Catalog, 1953, p. 6, extrusion # 1298.

Plastic Process Co. Extrusion Catalog, 1953, p. 9, extrusion # 1329.

Primary Examiner—Susan J. Lucas

Attorney, Agent, or Firm—Wm. Jacquet Gribble

[57] CLAIM

The ornamental design for ceiling light fixture side panel, as shown and described.

DESCRIPTION

FIG. 1 is a front perspective view of a ceiling light fixture side panel showing my new design;

FIG. 2 is a rear perspective view thereof; and

FIG. 3 is an end view thereof.

The end not shown is similar to the end shown.

The panel is broken away in FIGS. 1 and 2 to indicate indeterminate length.

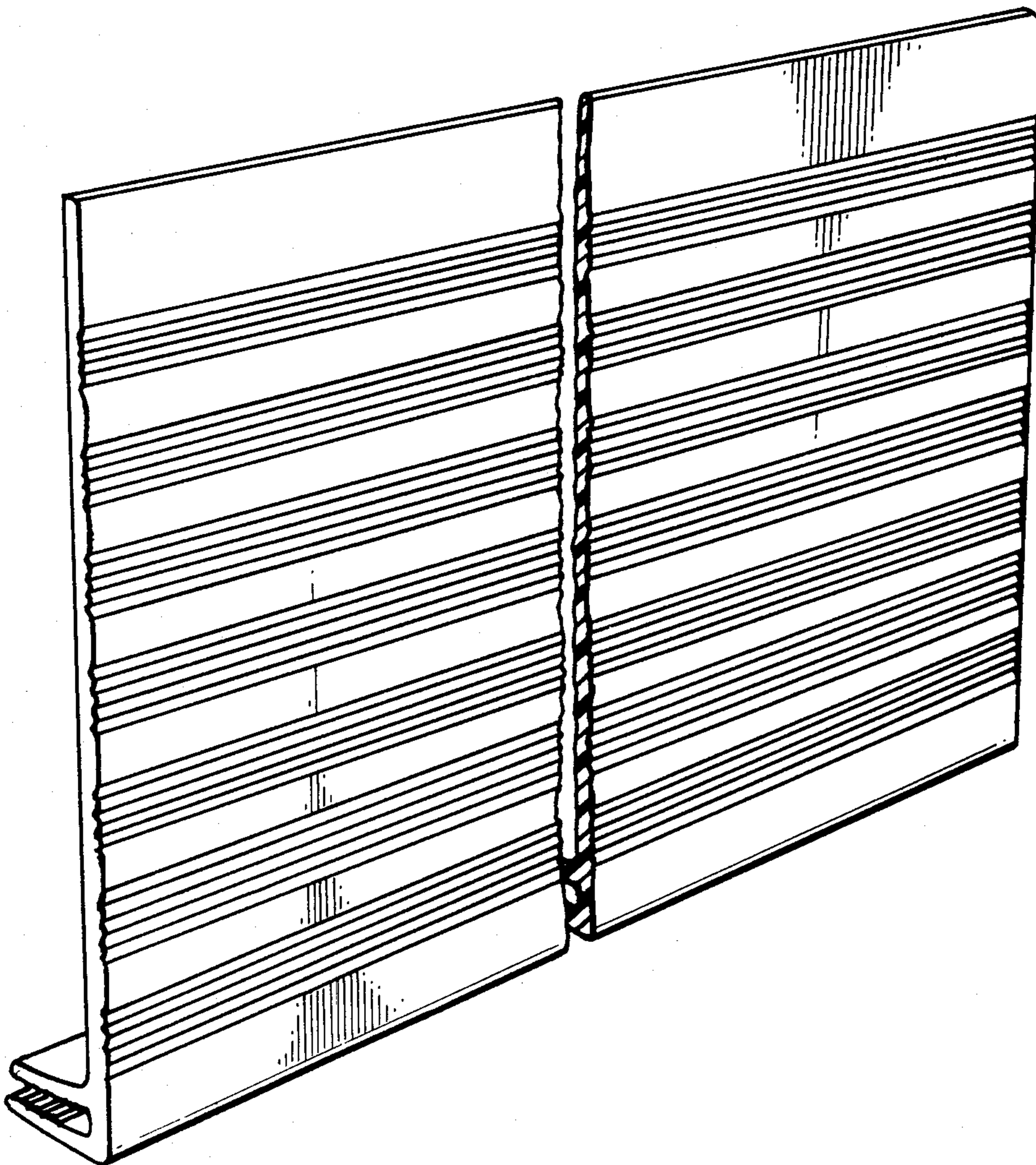


Fig. 1.

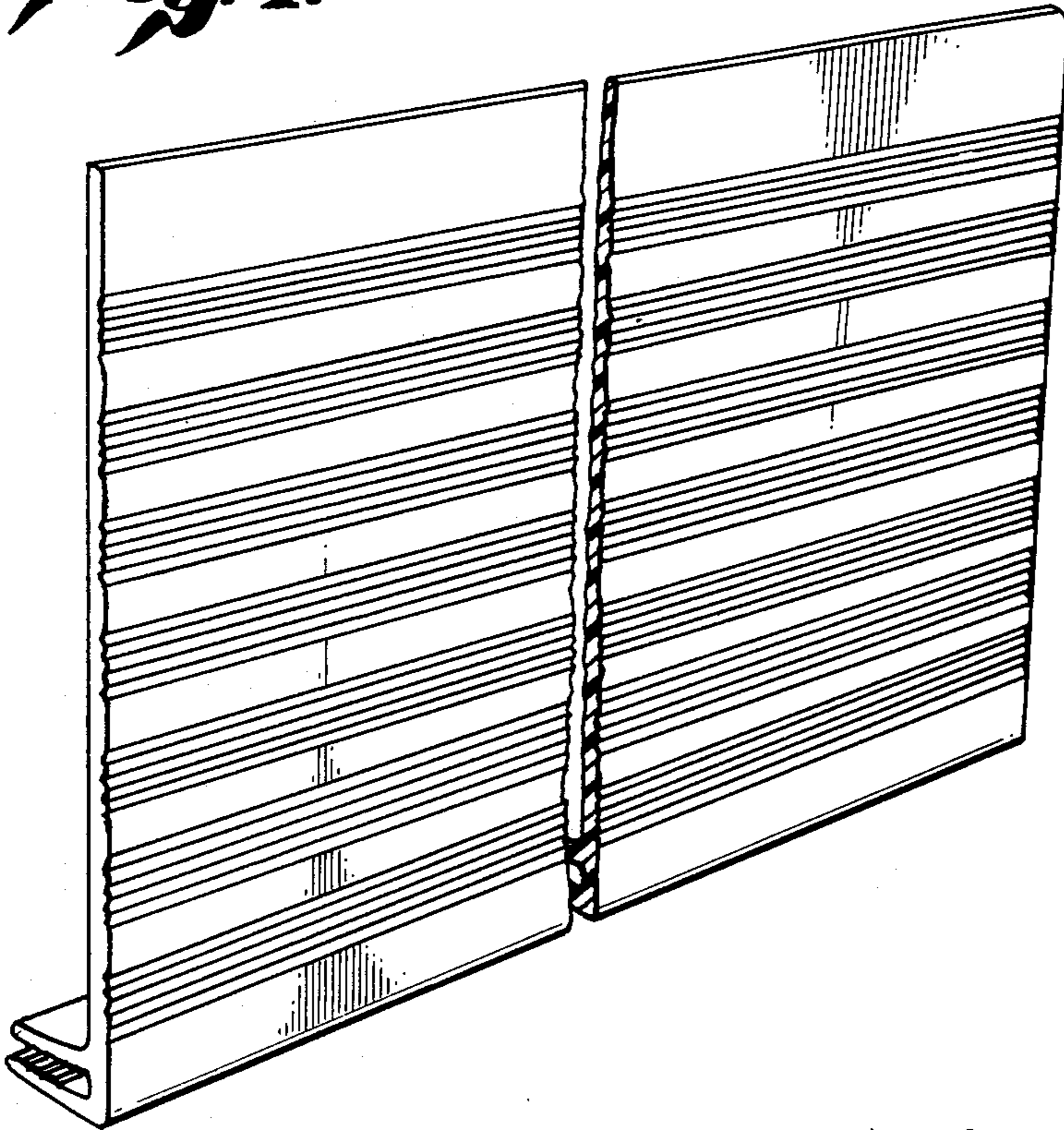


Fig. 3.




Fig. 2.

