

- [54] **COOKING RANGE**
- [75] Inventors: **Yoshio Suganoya; Takao Miyake,**
both of Osaka, Japan
- [73] Assignee: **Sharp Kabushiki Kaisha,** Osaka,
Japan
- [**] Term: **14 Years**
- [21] Appl. No.: **714,583**
- [22] Filed: **Aug. 16, 1976**
- [30] **Foreign Application Priority Data**
Feb. 20, 1976 Japan 51-5660
- [51] Int. Cl. **D7-04**
- [52] U.S. Cl. **D7/128**
- [58] Field of Search **D7/126, 127, 128, 129,**
D7/133, 135; 219/10.55
- [56] **References Cited**
U.S. PATENT DOCUMENTS
D. 226,990 5/1973 Wolfe et al. D7/128
D. 230,123 1/1974 Ludvigsen D7/135

- D. 242,420 11/1976 Ura et al. D7/128
- D. 243,223 2/1977 Suganoya et al. D7/128

Primary Examiner—James R. Largen
Assistant Examiner—Catherine Kemper
Attorney, Agent, or Firm—Paul D. Flehr

[57] **CLAIM**

The ornamental design for a cooking range, as shown and described.

DESCRIPTION

FIG. 1 is a front perspective view of a cooking range showing our new design;
 FIG. 2 is a front elevational view thereof;
 FIG. 3 is a front elevational view with the range in its operating state;
 FIG. 4 is a front elevational view with the door open to show the interior;
 FIG. 5 is a right-side elevational view thereof;
 FIG. 6 is a left-side elevational view thereof;
 FIG. 7 is a plan view thereof;
 FIG. 8 is a rear elevational view thereof; and
 FIG. 9 is a bottom view thereof.




FIG.—1




FIG.—2

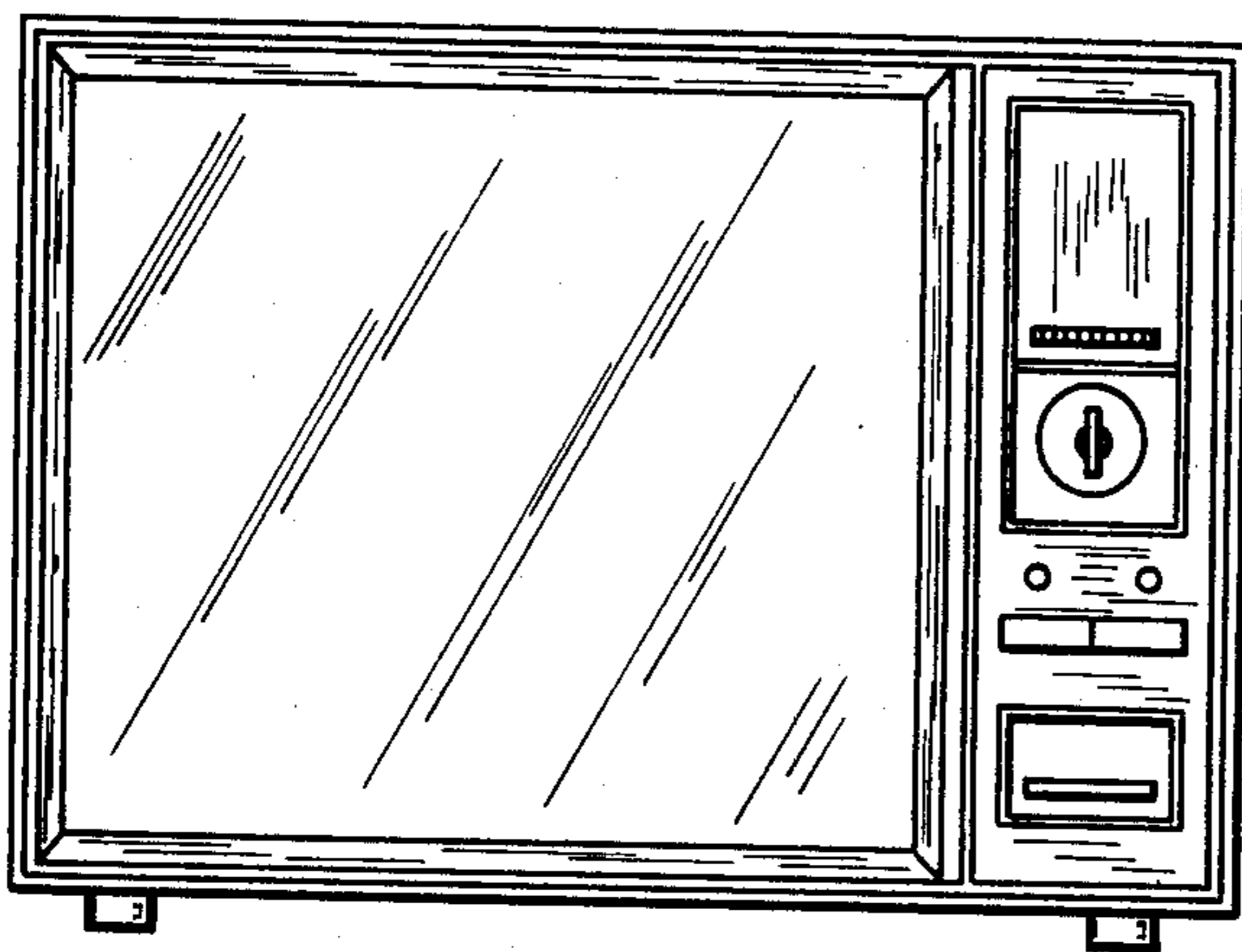


FIG.—3





FIG.—4






FIG.—5




FIG.—6

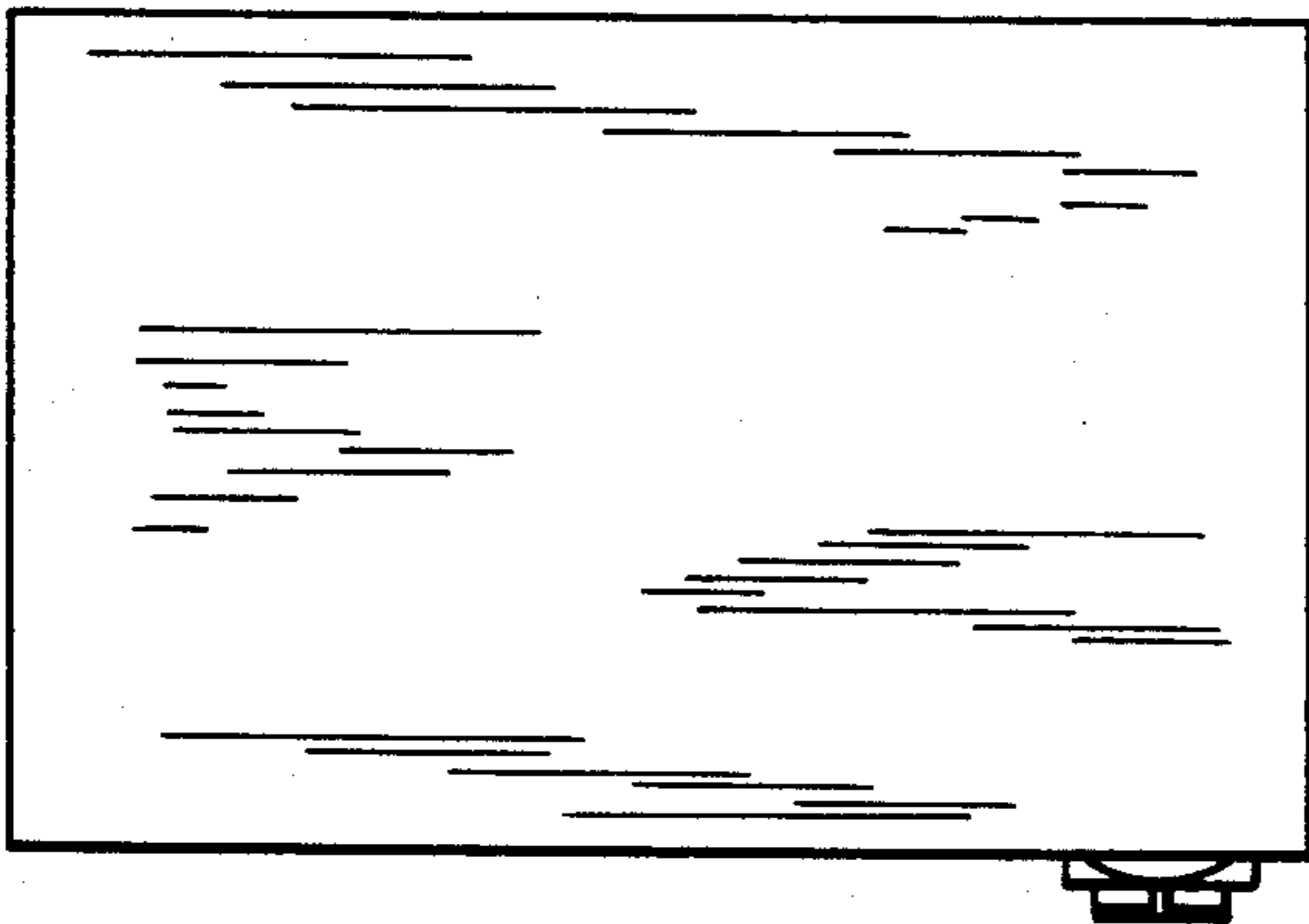


FIG.—7




FIG.—8

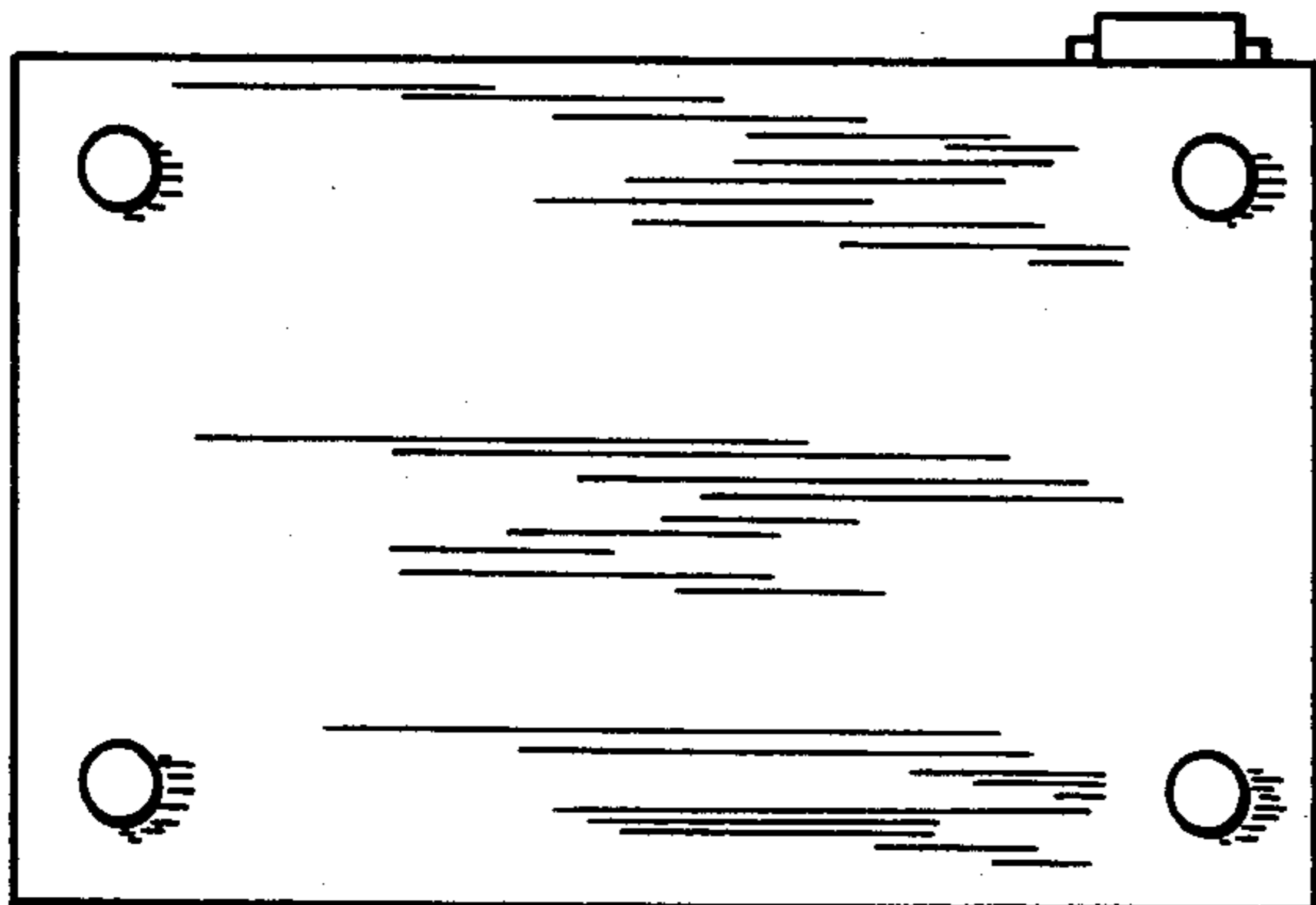


FIG.—9