

# United States Patent [19]

Jermyn

[11] Des. 246,798

[45] \*\* Dec. 27, 1977

[54] PERIAPICAL EXPOSURE DENTAL X-RAY FILM HOLDER

2,239,569 4/1941 Foindexter ..... 250/479  
2,782,317 2/1957 Vacanti et al. .... 250/479  
2,899,559 8/1959 Maurer ..... 250/479

[76] Inventor: Arthur Charles Jermyn, 99  
Whitestone Lane, Rochester, N.Y.  
14618

Primary Examiner—Bernard Ansher  
Attorney, Agent, or Firm—Lloyd F. Seebach

[\*\*] Term: 14 Years

[57] CLAIM

[21] Appl. No.: 752,395

The ornamental design for a periapical exposure dental x-ray film holder, as shown and described.

[22] Filed: Dec. 20, 1976

### DESCRIPTION

[51] Int. Cl. .... D24—02  
[52] U.S. Cl. .... D24/2  
[58] Field of Search ..... D24/10, 2, 7; 250/490,  
250/476, 479

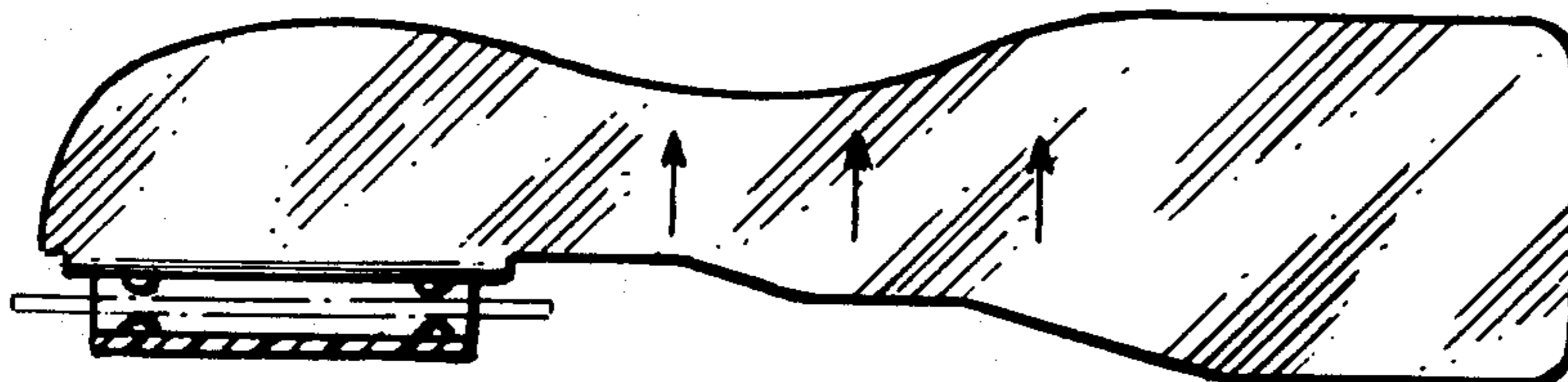
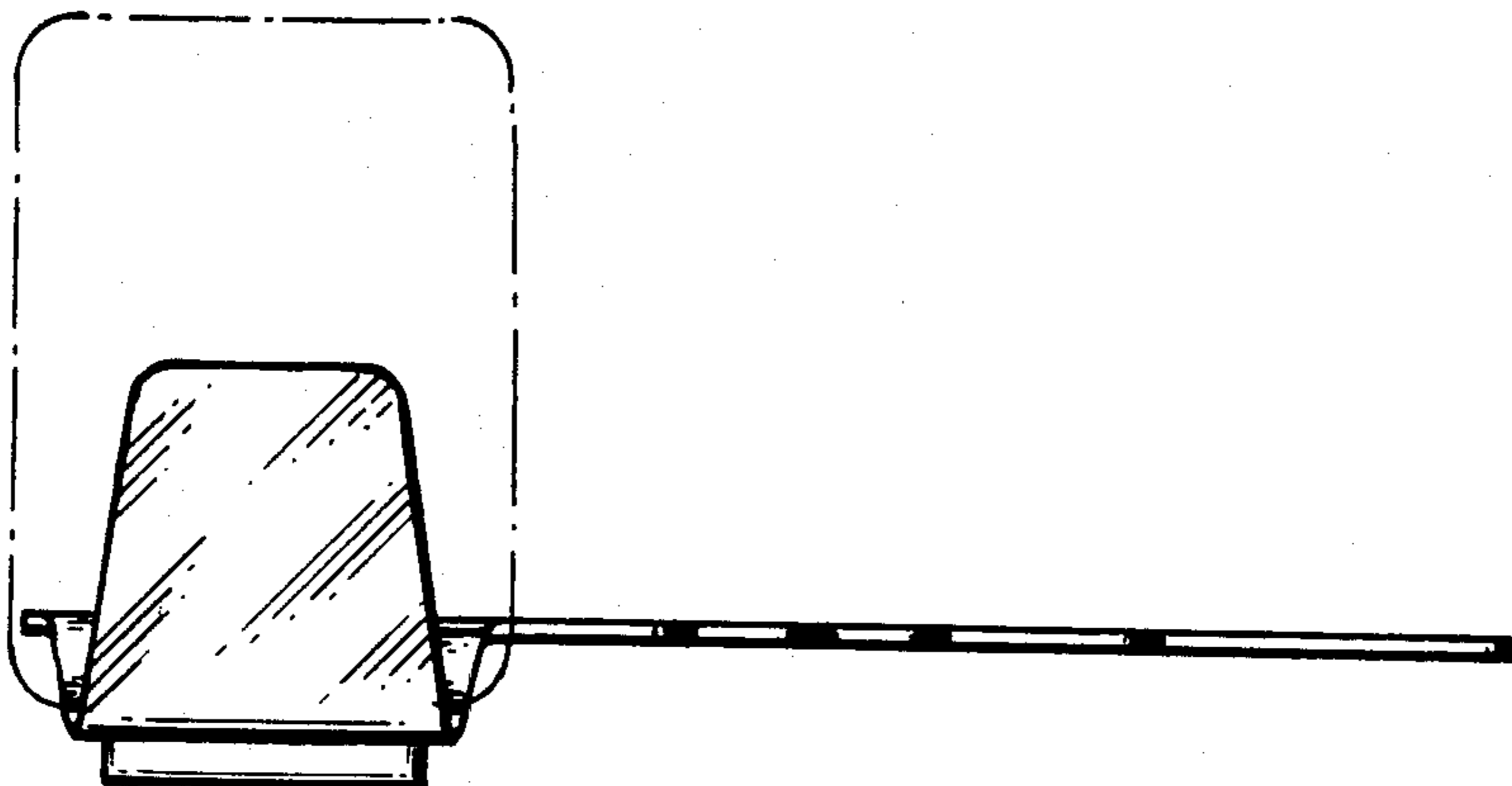
FIG. 1 is a front elevational view of a periapical exposure dental x-ray film holder, showing my design; FIG. 2 is a rear elevational view thereof; FIG. 3 is a top view of FIG. 1 with portions broken away for clarity of illustration; FIG. 4 is a bottom view of FIG. 2; FIG. 5 is left end elevation; and FIG. 6 is a right end elevation.

[56] References Cited

### U.S. PATENT DOCUMENTS

D. 237,115 10/1975 Stevenson ..... D24/2  
1,698,795 1/1929 Hillman ..... 250/479

The film, which is represented by broken lines, is shown for illustrative purposes only.



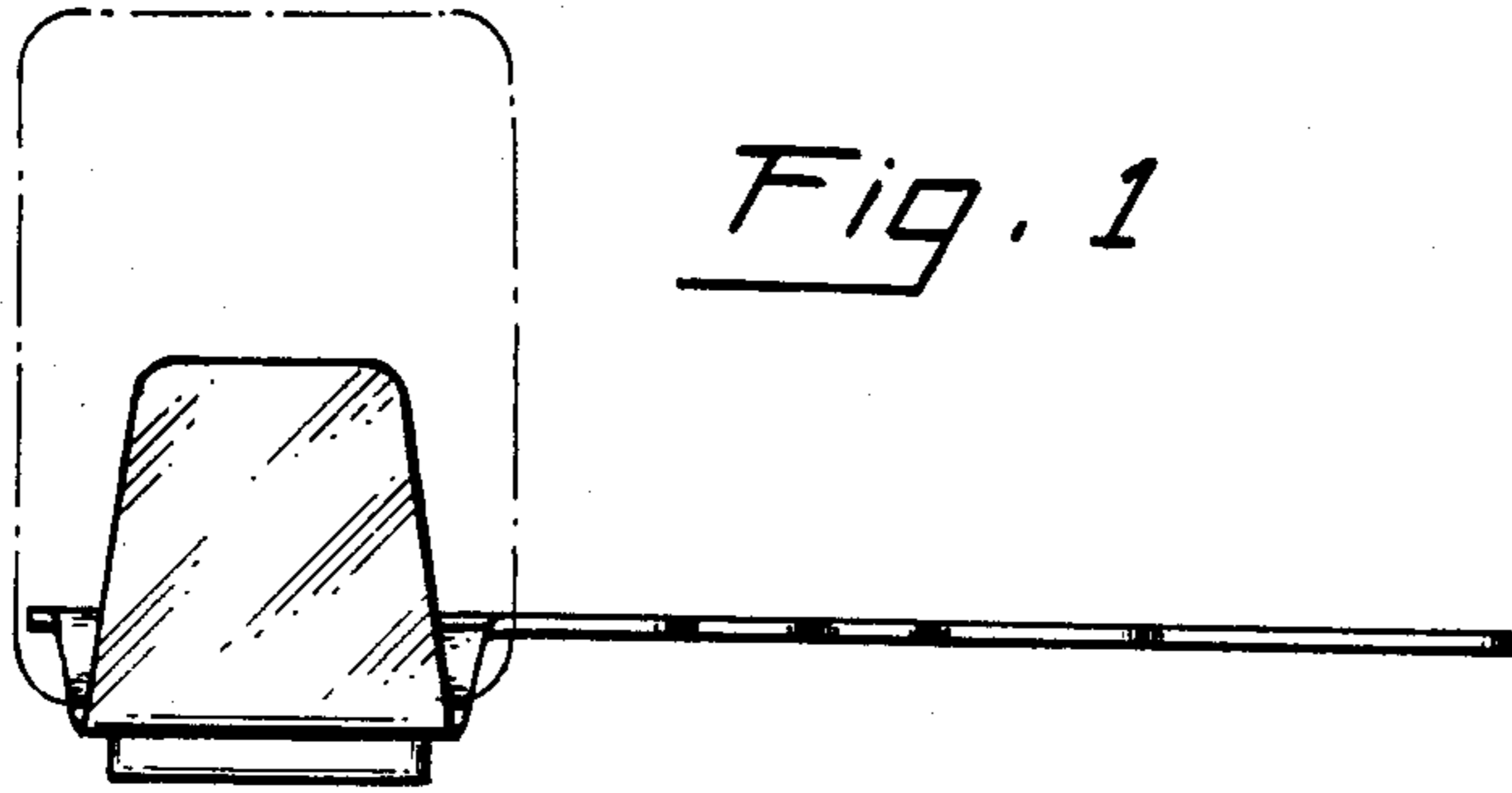


Fig. 1

Fig. 2




Fig. 3

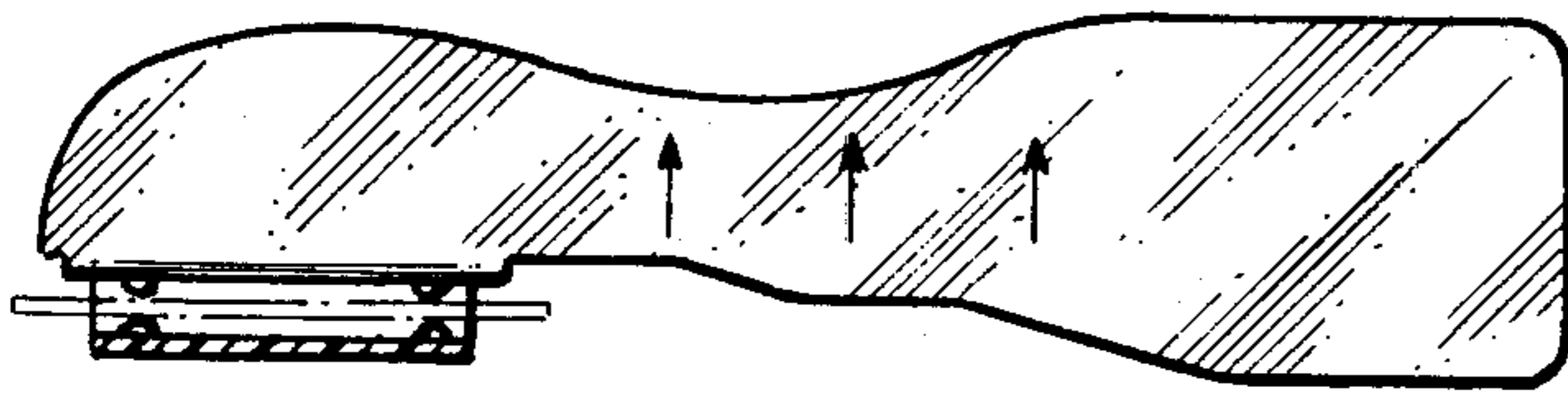


Fig. 4




Fig. 5

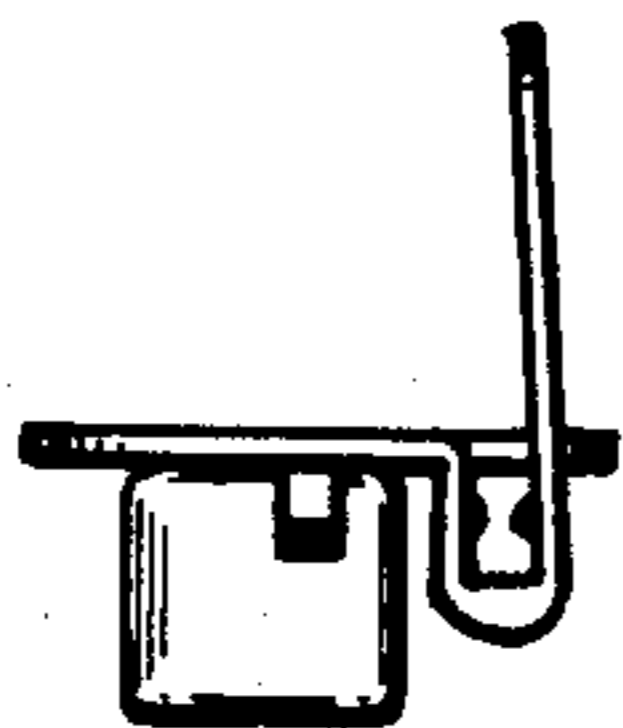


Fig. 6

