

[54] BITE-WING DENTAL X-RAY FILM HOLDER

3,609,358 9/1971 Salesi 250/479 X

[76] Inventor: Arthur C. Jermyn, 99 Whitestone Lane, Rochester, N.Y. 14618

Primary Examiner—Bernard Ansher
Attorney, Agent, or Firm—Lloyd F. Seebach

[**] Term: 14 Years

[57] CLAIM

[21] Appl. No.: 691,312

The ornamental design for a bite-wing dental x-ray film holder, as shown and described.

[22] Filed: June 1, 1976

DESCRIPTION

[51] Int. Cl. D24—02; D24—99

FIG. 1 is a front view of a bite-wing dental x-ray film holder;

[52] U.S. Cl. D24/02

FIG. 2 is a left end elevation thereof;

[58] Field of Search D83/1 H; 250/479, 490, 250/476; D24/1 D, 2

FIG. 3 is a right end elevation thereof;

[56] References Cited

U.S. PATENT DOCUMENTS

FIG. 4 is a top plan view thereof, the opposite being a mirror image of the top;

D. 237,016	9/1975	Stevenson	D83/1 H
1,698,795	1/1929	Hillman	250/479
2,392,109	1/1946	Vlock	250/479
2,782,317	2/1957	Vacanti et al.	250/479

FIG. 5 is a cross-section taken on line 5—5 of FIG. 4; and

FIG. 6 is a top perspective view.

The broken lines representing the X-ray film is shown for illustrative purposes only.

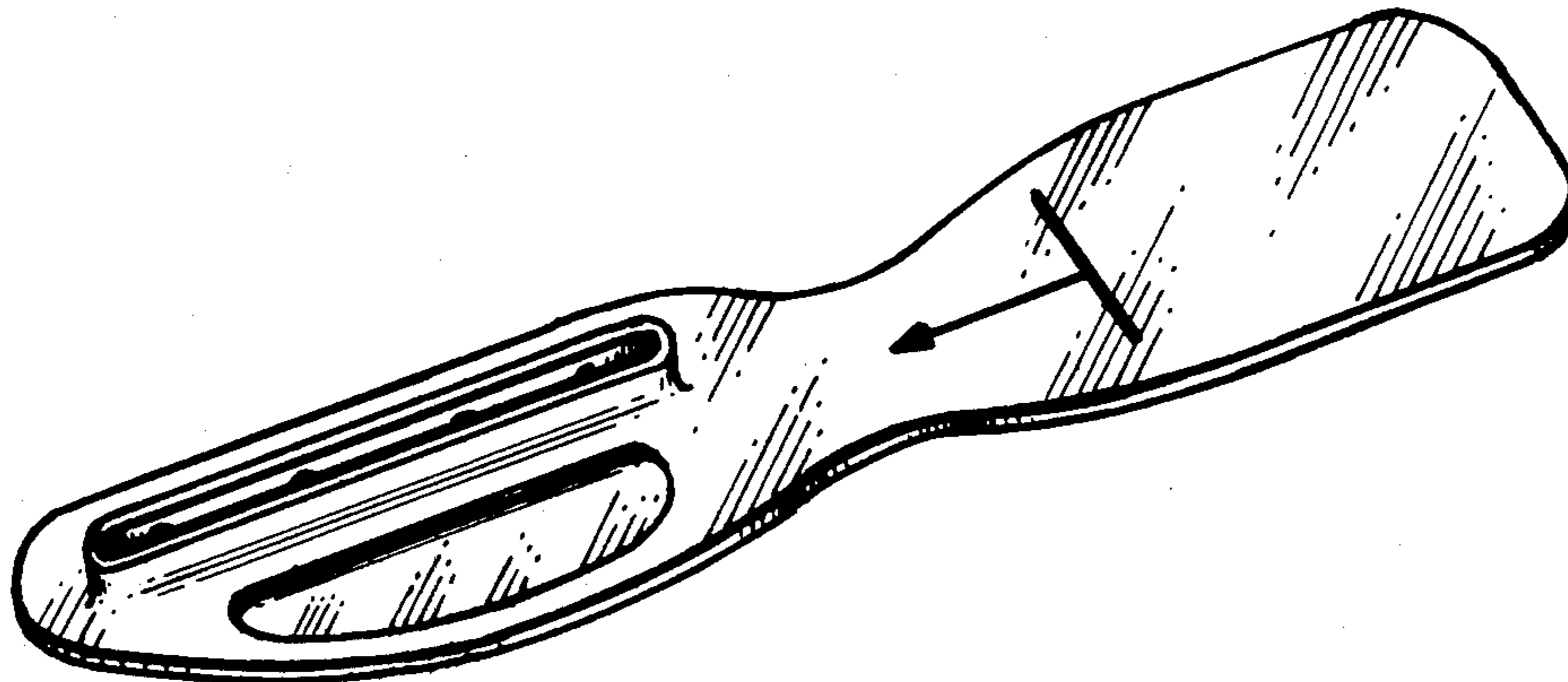


Fig. 1

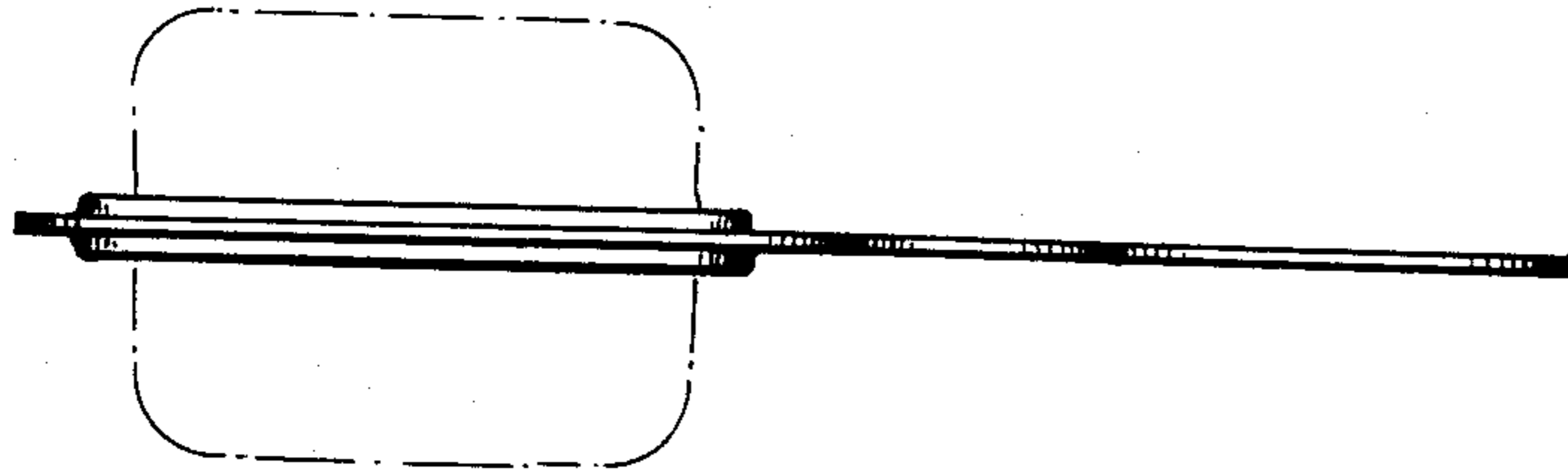


Fig. 2

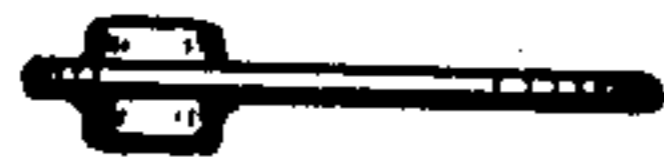


Fig. 3

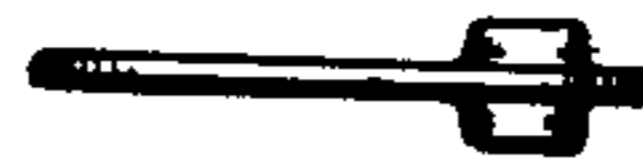


Fig. 4

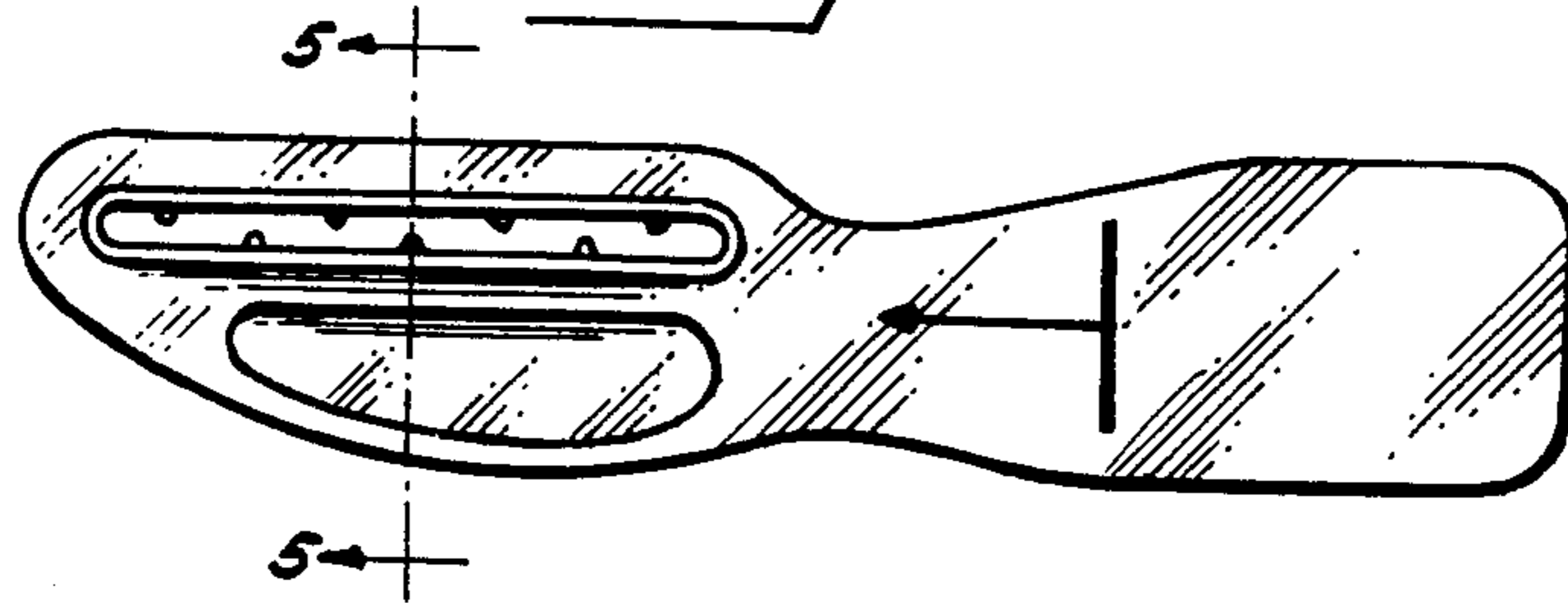


Fig. 5



Fig. 6

