

[54] LOCKING DEVICE FOR VEHICLES

[76] Inventor: Henry Hart, 86 Manor Road, Chigwell, Essex, England

[**] Term: 14 Years

[21] Appl. No.: 686,383

[22] Filed: May 14, 1976

[51] Int. Cl. D8-07
[52] U.S. Cl. D8/341
[58] Field of Search D8/330, 339, 341, 331, D8/336, 338; 70/14, 237, 238, 57, 212, 211, 200, 199

[56] References Cited

U.S. PATENT DOCUMENTS

D. 228,874	10/1973	Thomson et al.	D8/341
3,245,239	4/1966	Zaidener	70/211
3,664,164	5/1972	Zaidener	70/14

FOREIGN PATENT DOCUMENTS

807,760 7/1951 Germany 70/238

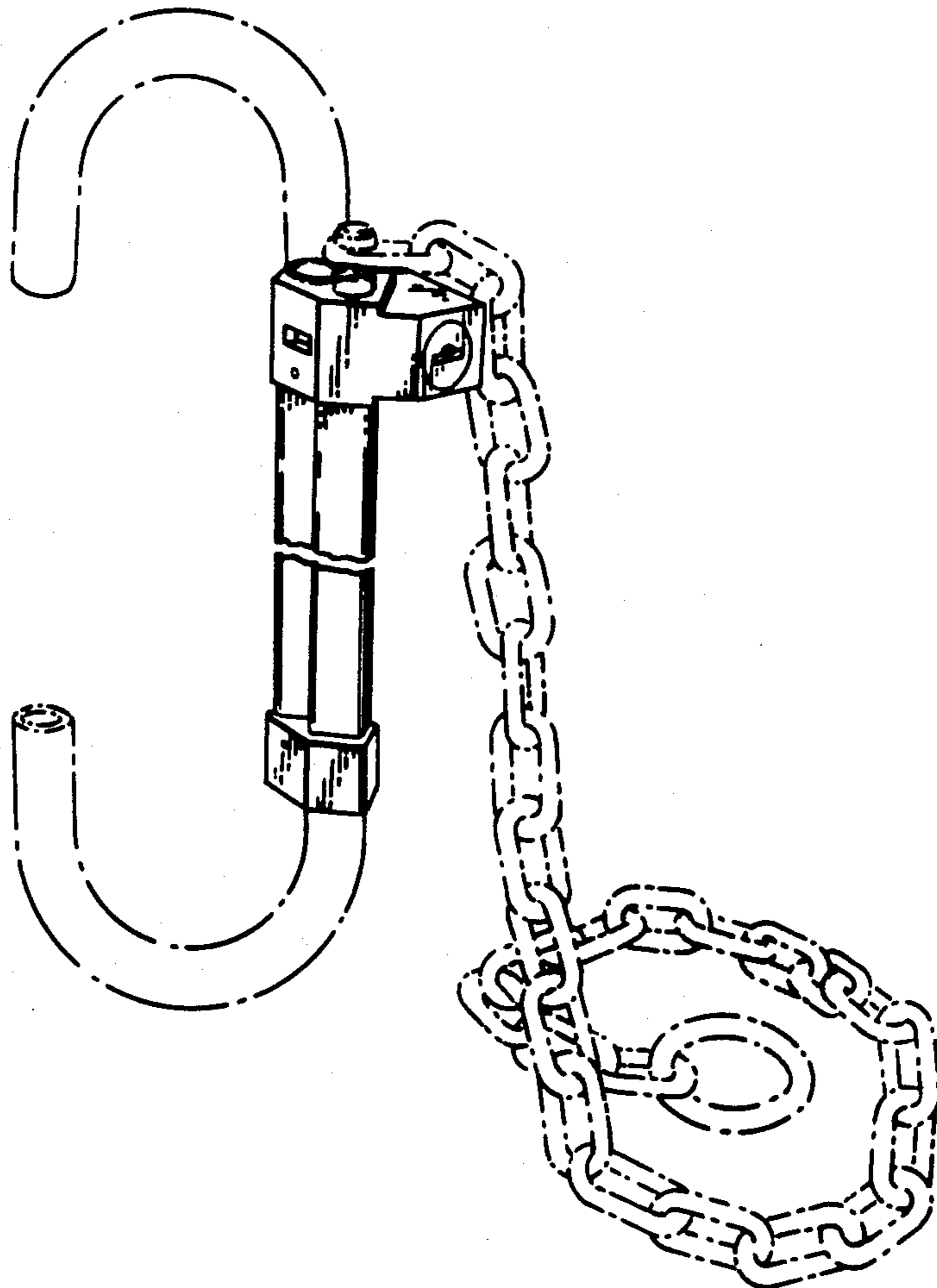
Primary Examiner—Wallace R. Burke
Assistant Examiner—James M. Gandy
Attorney, Agent, or Firm—George J. Neilan

[57] CLAIM

The ornamental design for a locking device for vehicles, as shown and described.

DESCRIPTION

FIG. 1 is a perspective view of a locking device for vehicles showing my new design, it being understood that the broken lines are for illustrative purposes only; FIG. 2 is an enlarged front elevational view thereof; FIG. 3 is a rear elevational view of FIG. 2; FIG. 4 is a side elevational view of FIG. 2; FIG. 5 is an elevational view of the opposite side of FIG. 2; FIG. 6 is a top plan view of FIG. 2; and FIG. 7 is a bottom plan view of FIG. 2. The locking device has been broken away in the middle in FIGS. 1, 2, 3, 4 and 5 to indicate indeterminate length.



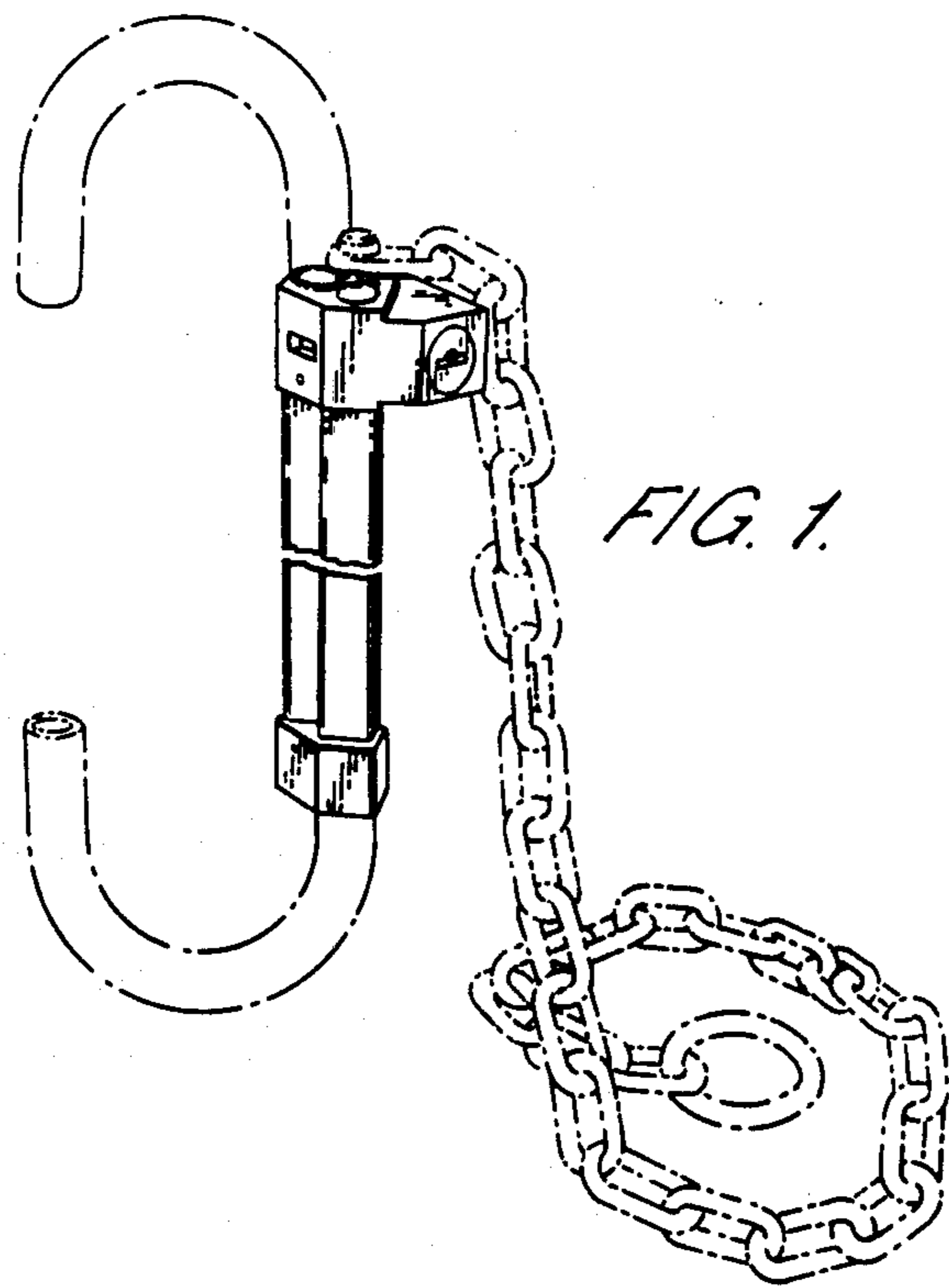


FIG. 1.

FIG. 6.



FIG. 7.



FIG. 2.

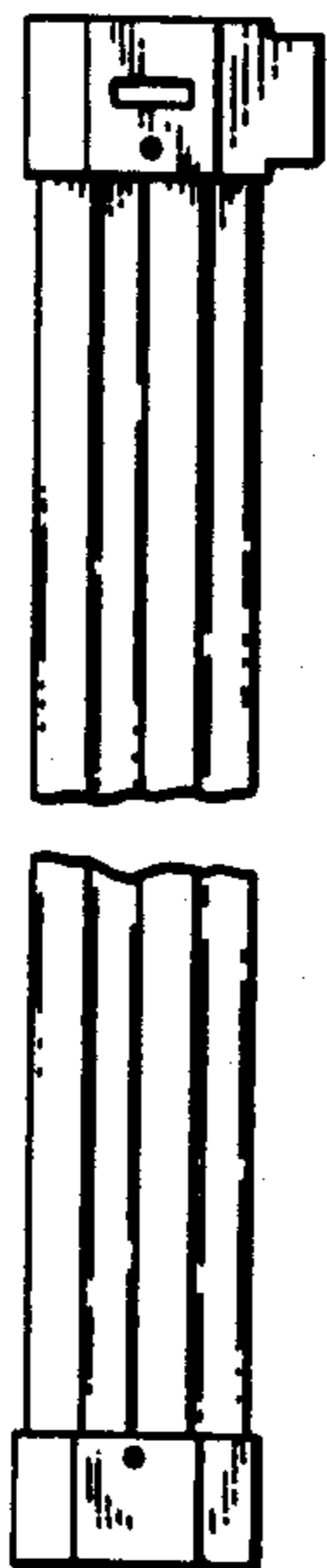


FIG. 3.

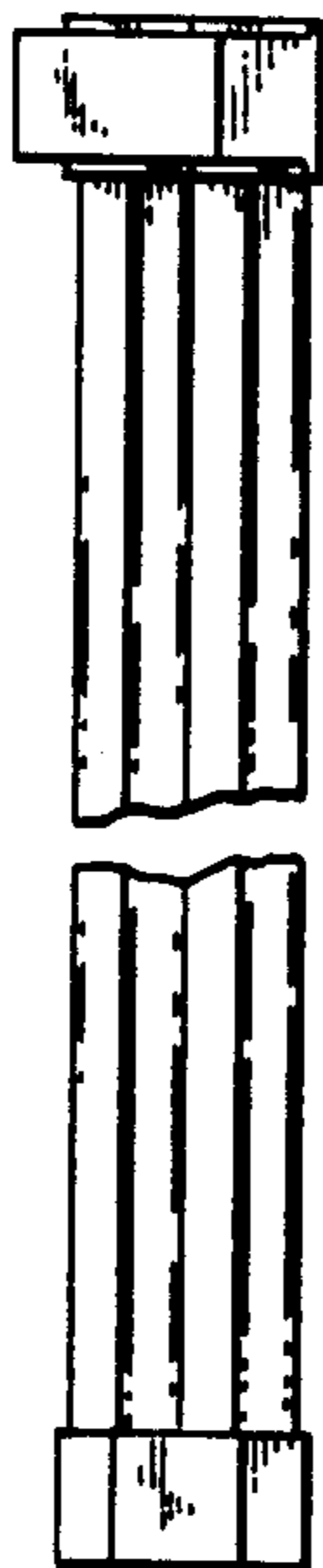


FIG. 4.

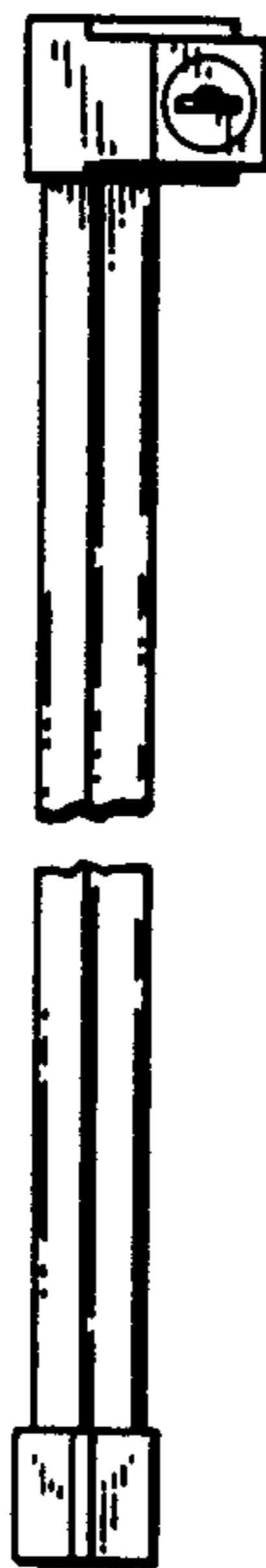


FIG. 5.

