

- [54] **DRAIN TRAY FOR A FOOD SERVICE PAN**  
 [75] Inventor: **Ronald C. Yonkers, Winchester, Va.**  
 [73] Assignee: **Rubbermaid Commercial Products Inc., Winchester, Va.**  
 [\*\*] Term: **14 Years**  
 [21] Appl. No.: **666,949**  
 [22] Filed: **Mar. 15, 1976**  
 [51] Int. Cl. .... **D7-05**  
 [52] U.S. Cl. .... **D7/129**  
 [58] Field of Search ..... **D7/130, 129, 85, 87, D7/97, 37, 21, 76, 188; 99/450**

3,722,402 3/1973 Plumley ..... D7/87 X  
 3,941,968 3/1976 MacMaster ..... D7/130 X

**OTHER PUBLICATIONS**

Cooking and Sanitary Wares, Lalance & Grosjean Mfg. Co., 1922, Cat., p. 46 E, Drainer, Tumbler, Seamless, middle item.

*Primary Examiner*—Winifred E. Herrmann  
*Attorney, Agent, or Firm*—E. R. Hamilton

[57] **CLAIM**

The ornamental design for a drain tray for a food service pan, as shown.

**DESCRIPTION**

FIG. 1 is a top plan view of a food service pan tray embodying my new design.  
 FIG. 2 is a side elevational view taken on line 2—2 of FIG. 1.  
 FIG. 3 is a sectional view taken on line 3—3 of FIG. 1.  
 FIG. 4 is an end elevational view taken on line 4—4 of FIG. 1.

[56] **References Cited**

**U.S. PATENT DOCUMENTS**

D. 118,234	12/1939	Grundstrom	.....	D7/130 X
D. 183,298	8/1958	Browne	.....	D7/129
D. 220,637	5/1971	Swett et al.	.....	D7/188
961,474	6/1910	Allsopp	.....	D7/97 X
2,459,657	1/1949	Klein	.....	99/450 X

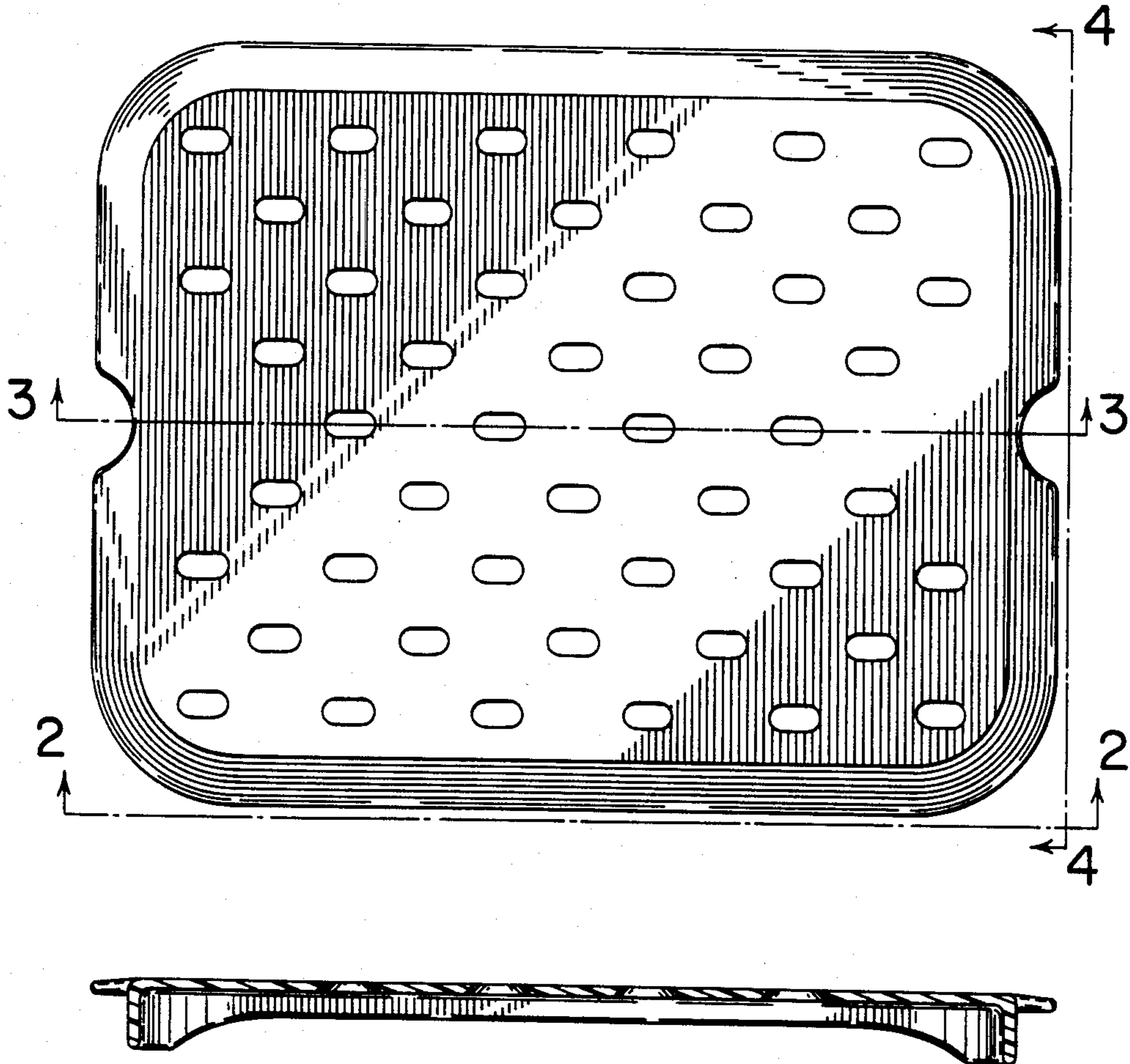


FIG. 1

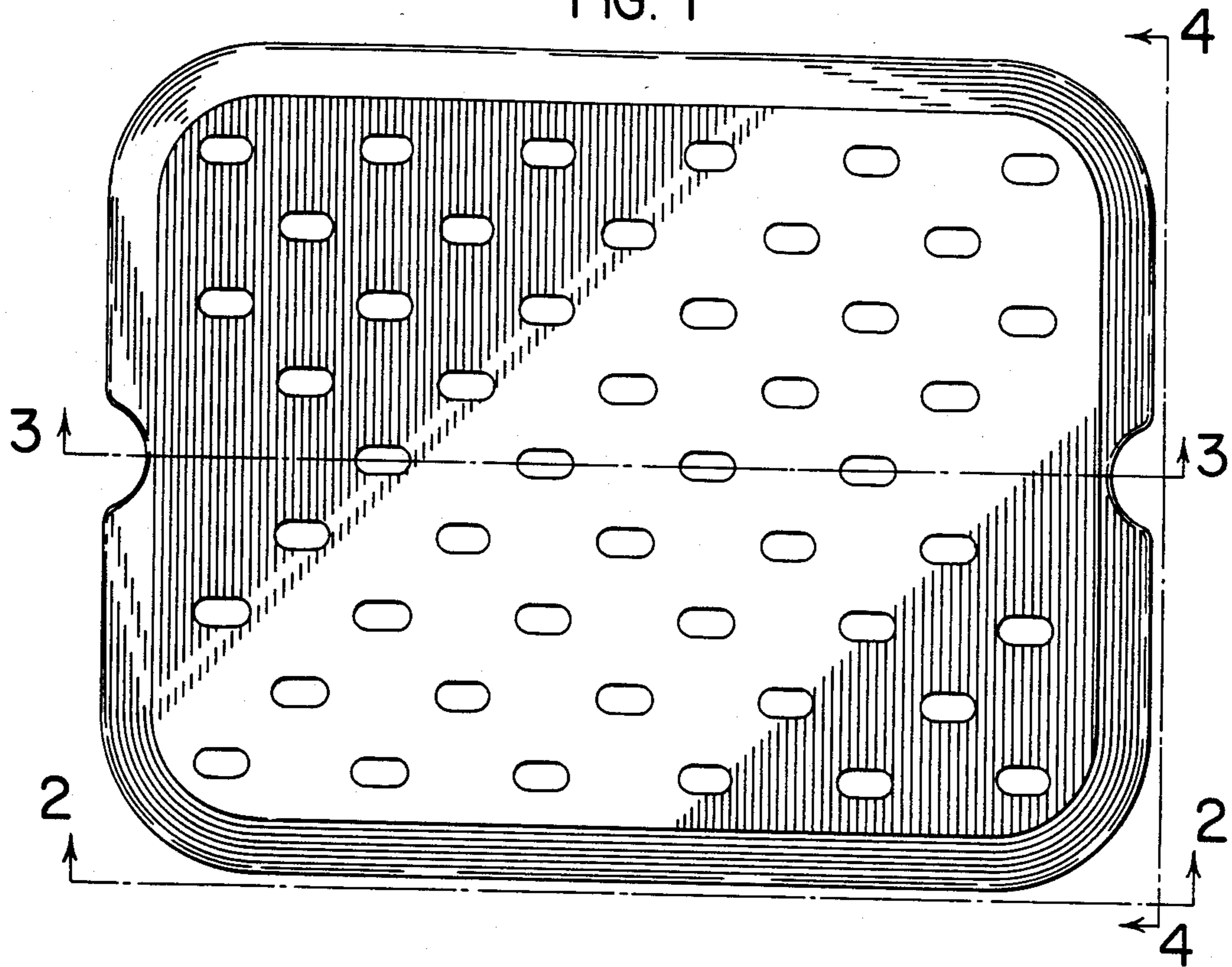


FIG. 2

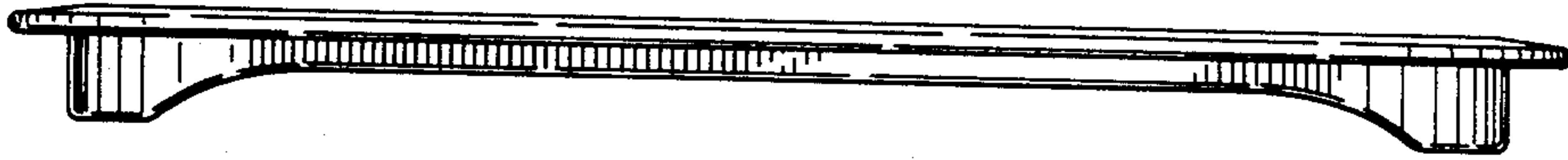


FIG. 3




FIG. 4

