

United States Patent [19]

Brandt et al.

[11] **Des. 246,747**

[45] **** Dec. 27, 1977**

- [54] **PARTS CLEANING BRUSH**
- [76] Inventors: **Larry A. Brandt, Horace, N. Dak.**
58047; **Bruce R. Johnson, Box 12,**
Hickson, N. Dak. 58044
- [**] Term: **14 Years**
- [21] Appl. No.: **660,240**
- [22] Filed: **Feb. 23, 1976**
- [51] Int. Cl. **D4—01**
- [52] U.S. Cl. **D4/02**
- [58] Field of Search **D4/1, 2, 6, 7, 38, 39;**
15/159 R, 159 A, 160; 401/268, 278, 282-289,
193, 194

2,784,435	3/1957	Gubler	401/193
3,284,838	11/1966	Bieganowski	401/194
3,723,015	3/1973	Wissler et al.	401/278

FOREIGN PATENT DOCUMENTS

9,839 of 1894 United Kingdom 15/159 R

Primary Examiner—Wallace R. Burke
Assistant Examiner—Catherine Kemper
Attorney, Agent, or Firm—L. Paul Burd

[57] CLAIM

The ornamental design for a parts cleaning brush, substantially as shown and described.

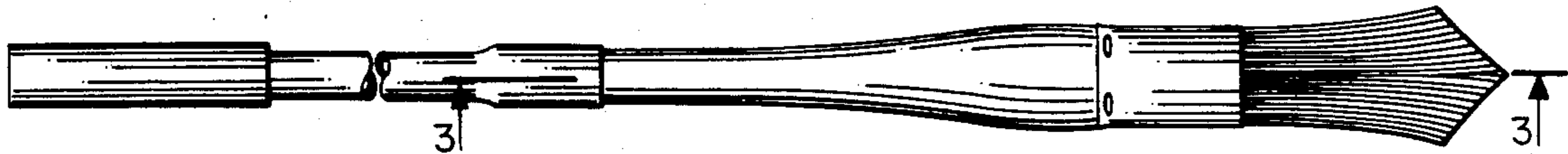
DESCRIPTION

FIG. 1 is a top plan view of a parts cleaning brush showing our new design;
 FIG. 2 is a left end elevational view thereof, shown on a larger scale;
 FIG. 3 is an enlarged fragmentary sectional view thereof, taken along the lines 3—3 of FIG. 1.
 The central tube is shown fragmentarily in FIG. 1 for convenience of illustration and to indicate indeterminate length.

[56] **References Cited**

U.S. PATENT DOCUMENTS

D. 184,741	3/1959	Kilham	D4/2
292,466	1/1884	Bradford	401/278
1,342,211	6/1920	Hainsey	401/278
1,606,537	11/1926	Sevier	401/288
2,190,599	2/1940	Jones	401/285
2,504,487	4/1950	Anson	401/278






FIG. 1

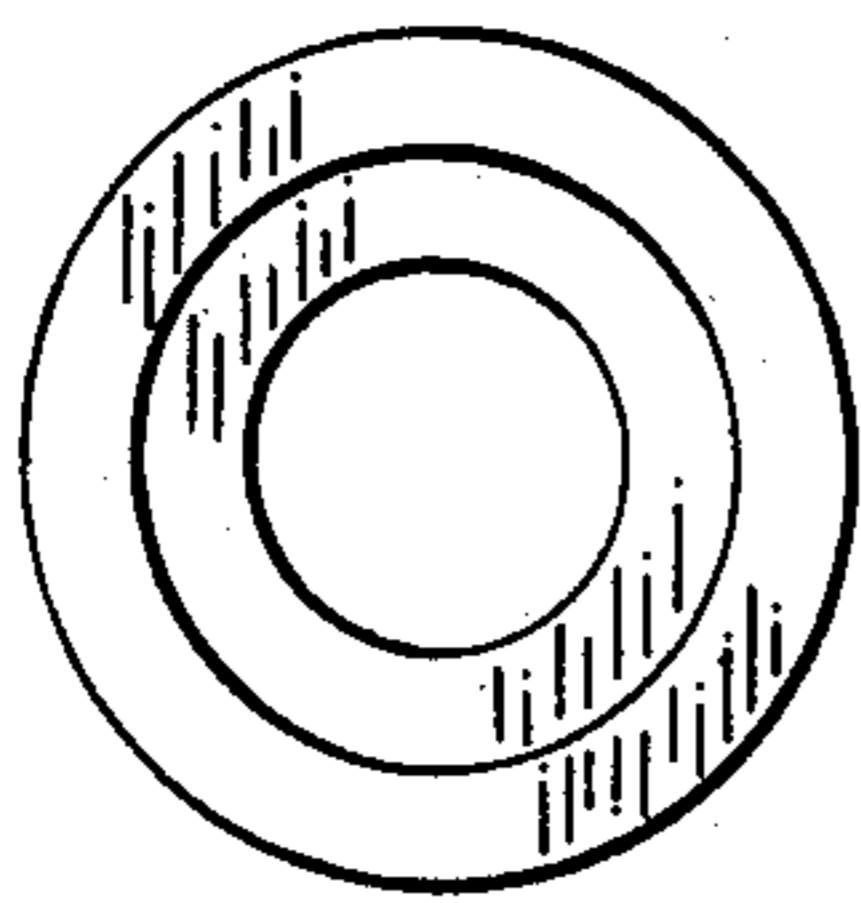


FIG. 2

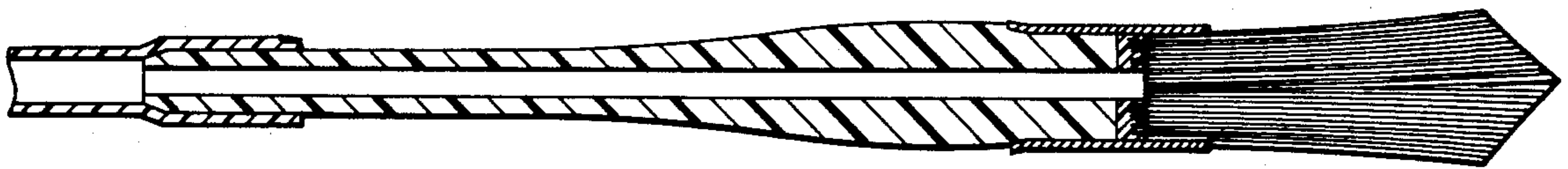


FIG. 3