

United States Patent [19]

Becker et al.

[11] **Des. 246,713**

[45] **** Dec. 20, 1977**

[54] **TELEVISION RECEIVER**

[75] Inventors: **Robert W. Becker**, Naperville;
Melvin H. Boldt, Glenview; **David P. Chuboff**, North Barrington, all of Ill.

[73] Assignee: **Zenith Radio Corporation**, Glenview, Ill.

[**] Term: **7 Years**

[21] Appl. No.: **611,457**

[22] Filed: **Sept. 8, 1975**

[51] Int. Cl. **D14-01**

[52] U.S. Cl. **D14/77**

[58] Field of Search **D56/4 R, 4 B, 4 D;**
D26/14 B, 14 L; 312/7 R, 7 TV; 178/7.8, 7.9,
7.82-7.84; D14/77, 82, 80

[56] **References Cited**

U.S. PATENT DOCUMENTS

D. 165,859 2/1952 Nemes **D6/238**

D. 234,301 2/1975 Knapp et al. **D26/5 C**
D. 238,511 1/1976 Boldt **D56/4 D**
D. 239,325 3/1976 Boldt **D56/4 D**

OTHER PUBLICATIONS

Midwest TV for 1956, p. 12 - Midwest Lowboy.
Magnavox Flyer DM-1063, rec'd 10/1963, p. 22 - Item B.

Primary Examiner—Bruce W. Dunkins
Assistant Examiner—Louis S. Zarfes
Attorney, Agent, or Firm—John J. Pederson

[57] **CLAIM**

The ornamental design for a television receiver, substantially as shown and described.

DESCRIPTION

FIG. 1 is a front perspective view of a television receiver showing our new design;
FIG. 2 is a left side elevational view;
FIG. 3 is a top plan view; and
FIG. 4 is a rear elevational view.
The right side is a mirror image of the left side.




Fig. 1.




Fig. 2.

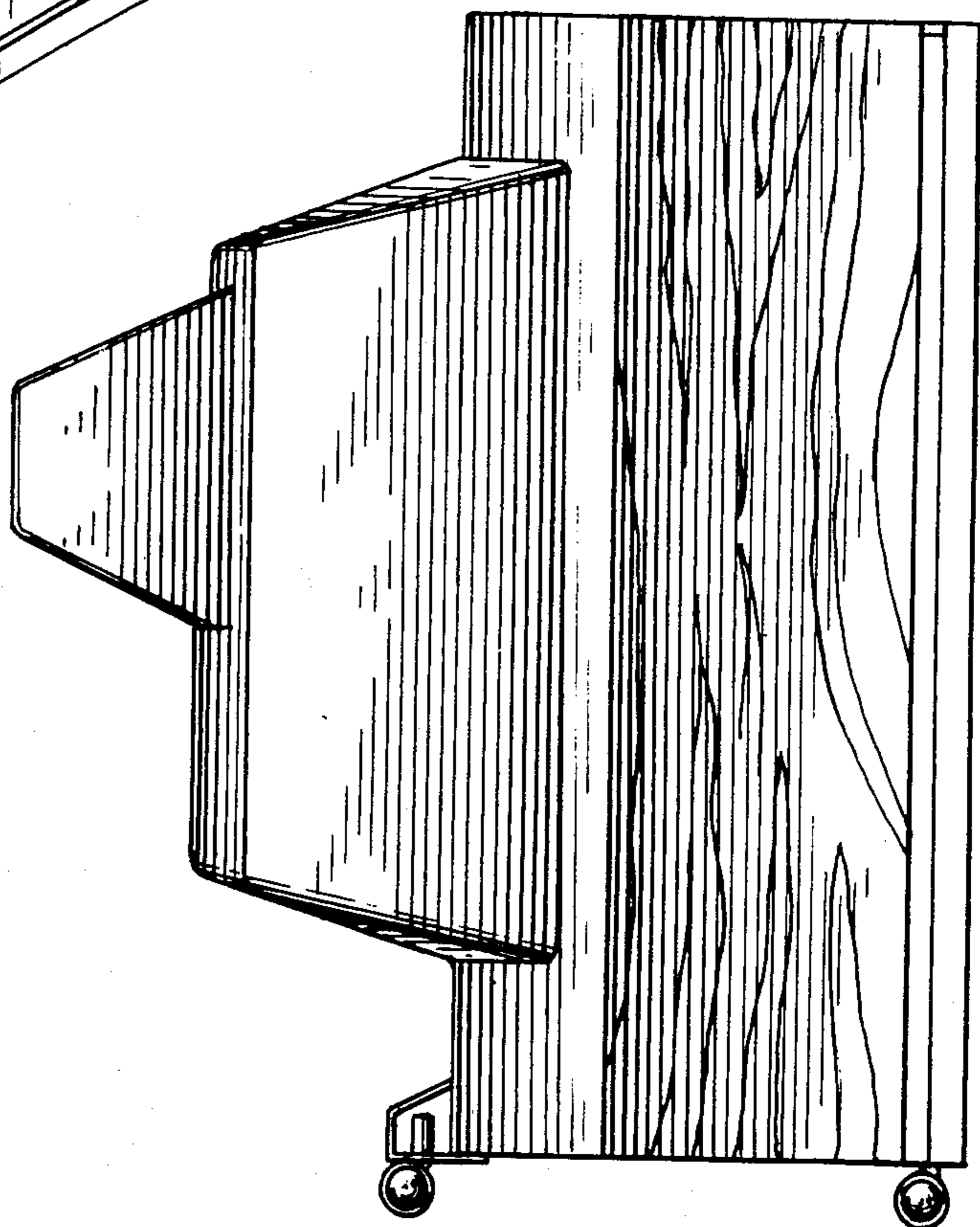


Fig. 3.

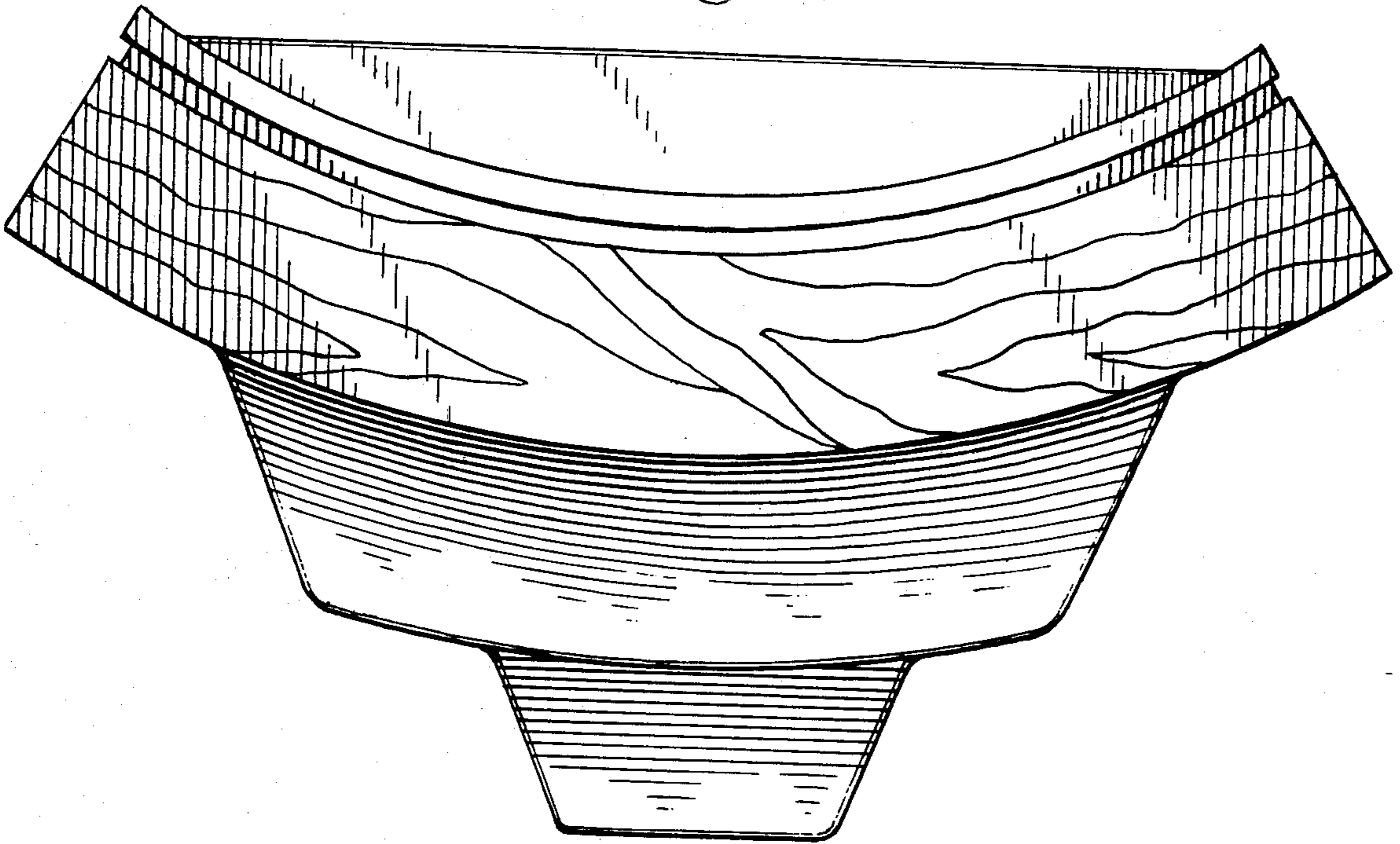


Fig. 4.

