

[54] DEEP FRY COOKER

[75] Inventor: Melvin H. Boldt, Glenview, Ill.
[73] Assignee: National Presto Industries, Inc., Eau Claire, Wis.
[**] Term: 14 Years
[21] Appl. No.: 673,427
[22] Filed: Apr. 5, 1976

[51] Int. Cl. D7—02
[52] U.S. Cl. D7/94
[58] Field of Search D7/85, 86, 94, 95, 96,
D7/97, 78, 17, 18, 90; 220/69, 70; 16/110 A,
110.5, 112; 219/436, 438, 441, 442

[56] References Cited

U.S. PATENT DOCUMENTS

D. 170,766	11/1953	Petertil	D7/94
D. 172,552	7/1954	Perl et al.	D7/94
D. 205,369	7/1966	Phillips	D7/78
2,725,460	11/1955	Braski et al.	219/436
2,856,507	10/1958	Naxon	219/441
2,931,884	4/1960	Jepson et al.	219/436
3,801,331	4/1974	Sano et al.	99/403

OTHER PUBLICATIONS

House Furnishings Review, Dec., 1937, p. 39, Portable electric cooker at left.
Primary Examiner—Winfred E. Herrmann
Attorney, Agent, or Firm—John A. Diener

[57] CLAIM

The ornamental design for a deep fry cooker substantially, as shown and described.

DESCRIPTION

FIG. 1 is a perspective view of a deep fry cooker showing my new design, the view being taken from above and to one side of the deep fry cooker and illustrates the handle in upright position, and the cover in place; FIG. 2 is an elevational view thereof, the view being rotated 180° from the sight line of FIG. 1 and shows the handle in its down position and the cover removed; FIG. 3 is an elevational view of the deep fry cooker taken from the left hand side of FIG. 2 and shows the handle in its upright position; FIG. 4 is an elevational view thereof taken from the side opposite to that of FIG. 3 and shows the handle in its down position; FIG. 5 is a perspective view taken from below the deep fry cooker, the handle being shown in its down position and the cover in place; and FIG. 6 is a top plan view thereof, the cover being partially fragmented and the handle shown in its down position.

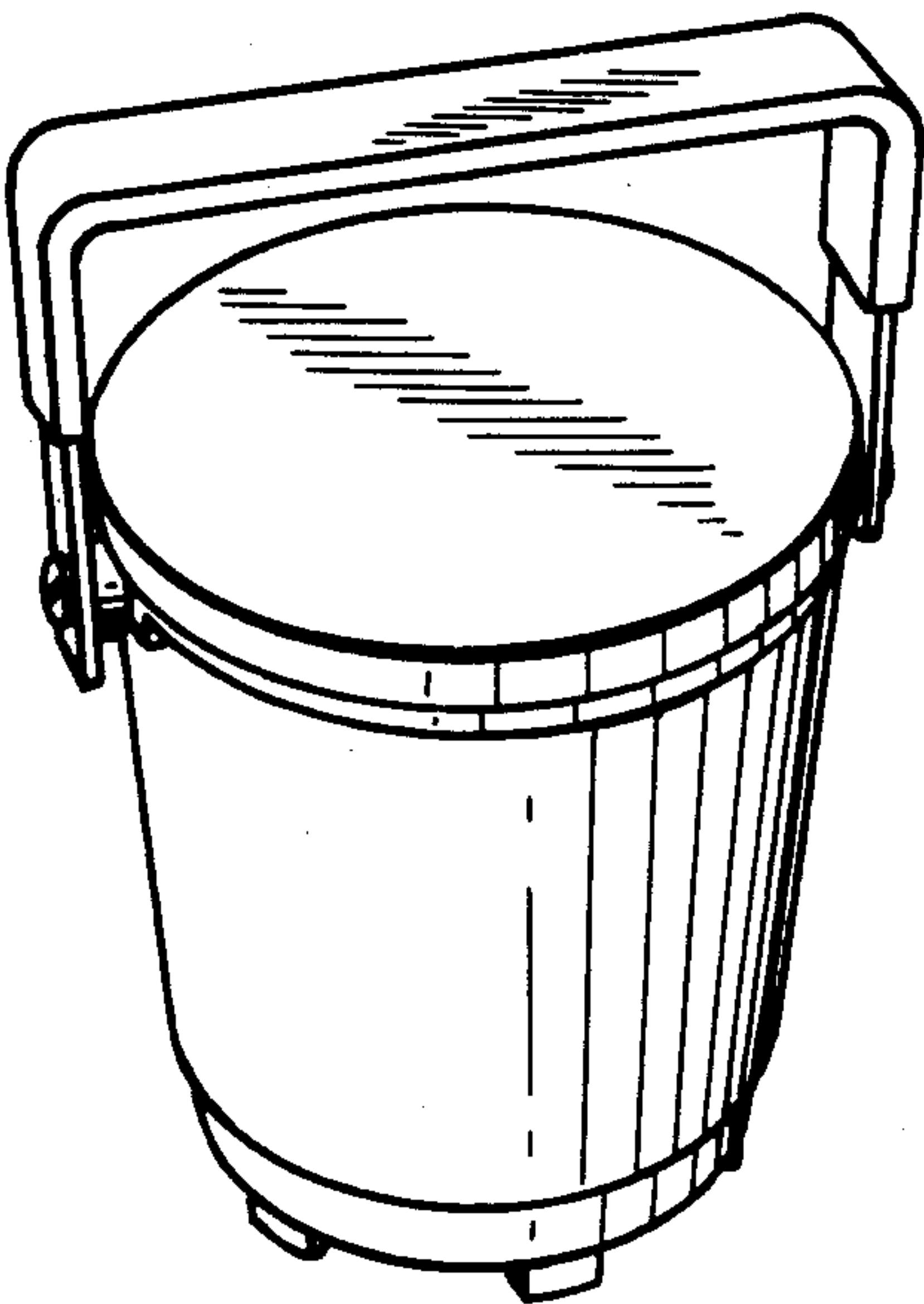


Fig. 1

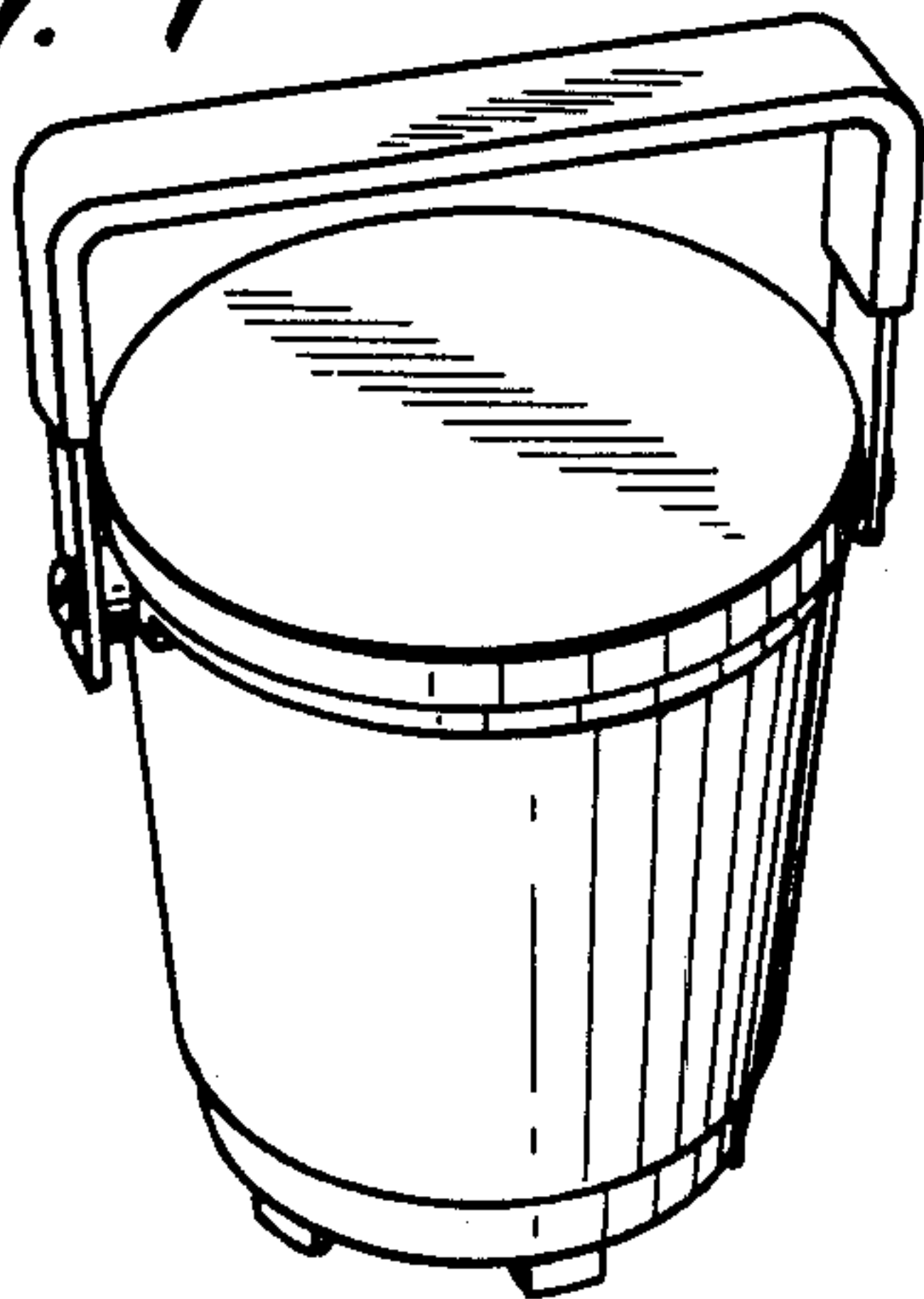


Fig. 2




Fig. 3




Fig. 4

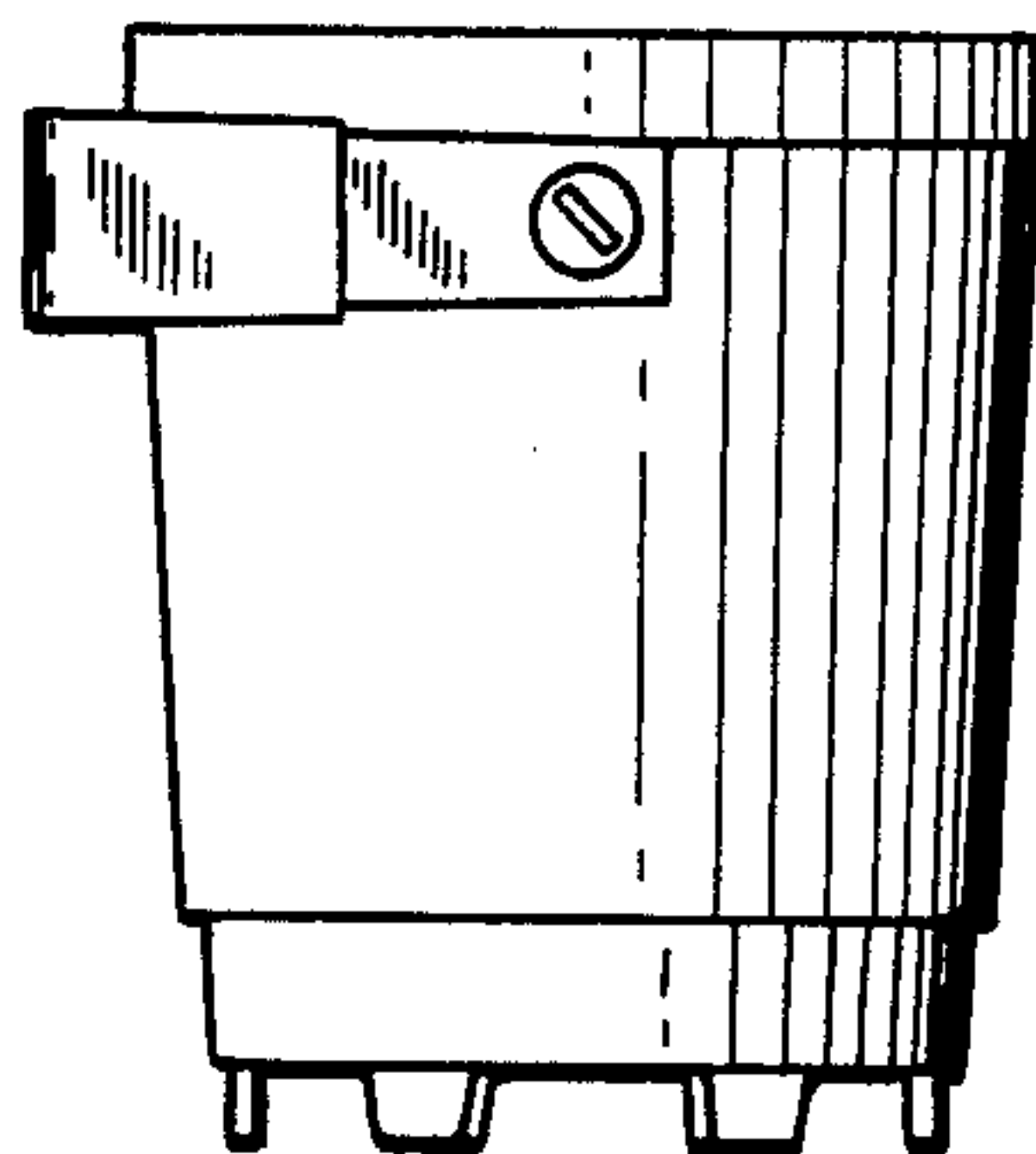


Fig. 5

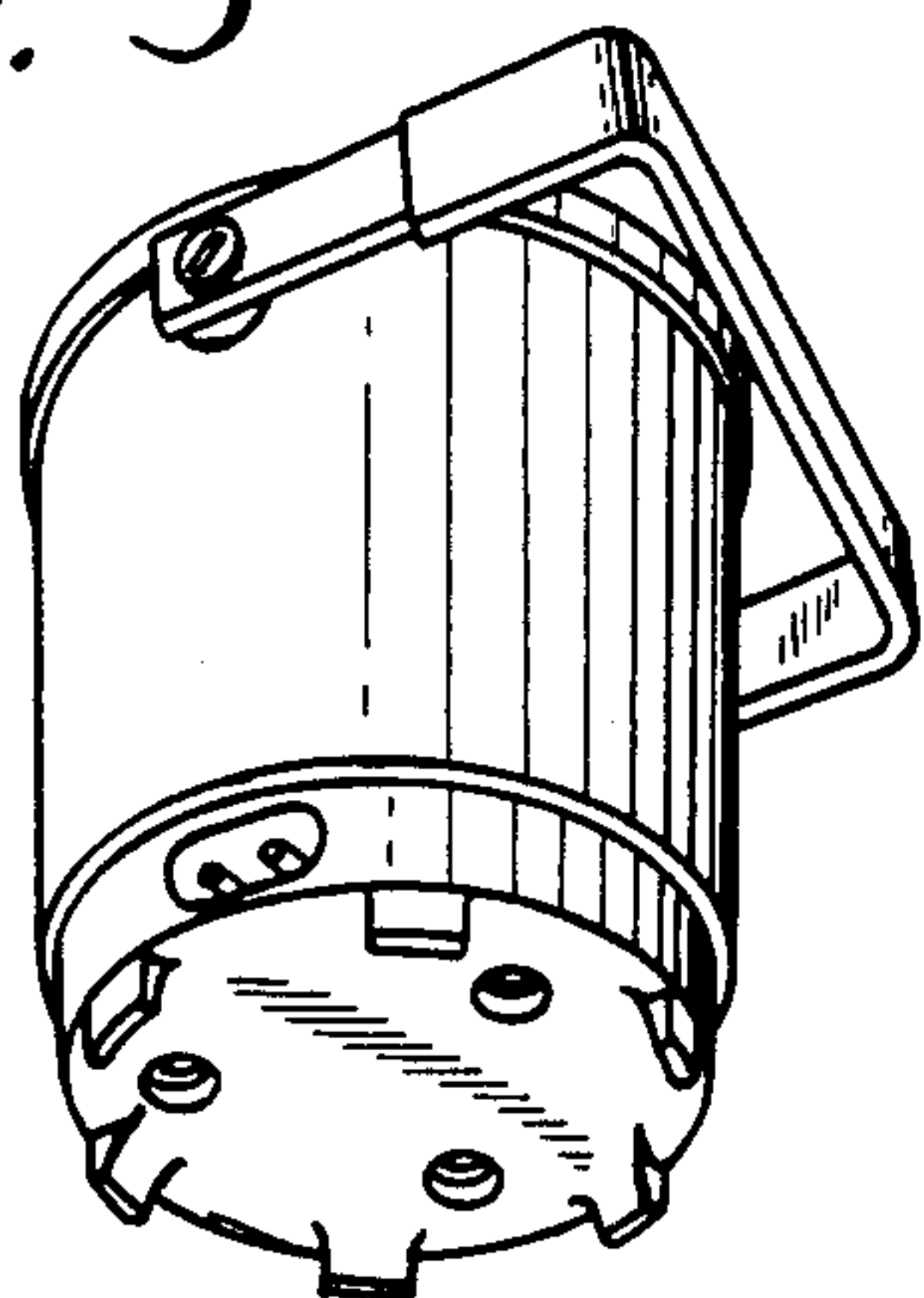


Fig. 6

