

[54] **PUSH BUTTON TELEPHONE**

[75] Inventor: **Antonio Peral-Hernandez**, Madrid, Spain

[73] Assignee: **Amper S.A.**, Madrid, Spain

[\*\*] Term: **14 Years**

[21] Appl. No.: **711,379**

[22] Filed: **Aug. 3, 1976**

[30] **Foreign Application Priority Data**

Feb. 4, 1976 Spain ..... 86205

[51] Int. Cl. .... **D14-03**

[52] U.S. Cl. .... **D14/53**

[58] Field of Search ..... 179/179, 178, 100 R,  
 179/100 D, 100 C; D26/14 A; D14/53, 58

[56] **References Cited**

**U.S. PATENT DOCUMENTS**

D. 232,100 7/1974 Binks ..... D26/14 A  
 D. 232,227 7/1974 Bee et al. .... D26/14 A  
 D. 233,764 11/1974 Marchese ..... D26/14 A

D. 236,356 8/1975 Henshaw et al. .... D26/14 A  
 D. 237,505 11/1975 Thies ..... D26/14 A

*Primary Examiner*—Bernard Ansher  
*Attorney, Agent, or Firm*—E. F. Wenderoth

[57] **CLAIM**

The ornamental design for a push button telephone, as shown and described.

**DESCRIPTION**


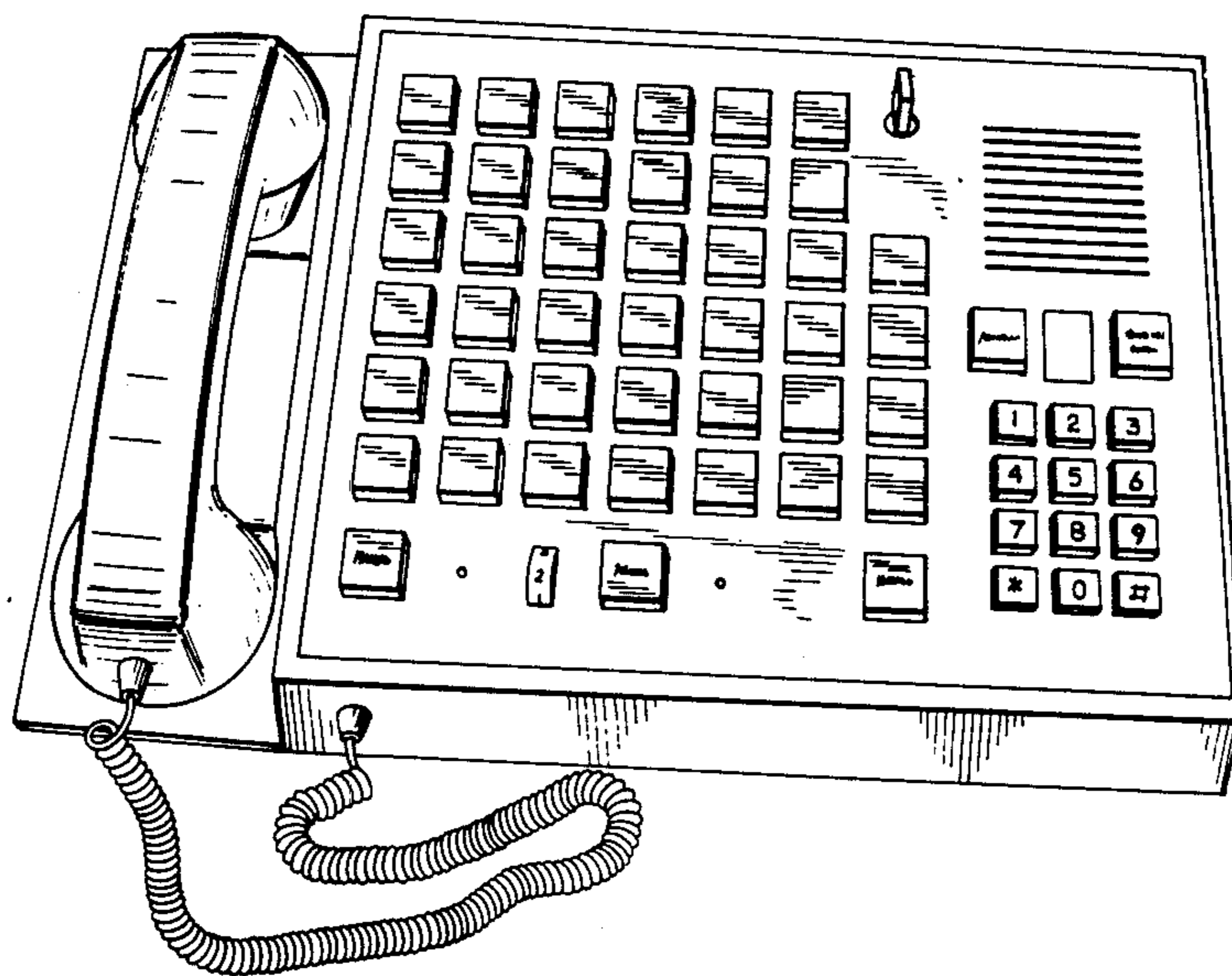
FIG. 1 is a front perspective view of a push button telephone showing my new design;


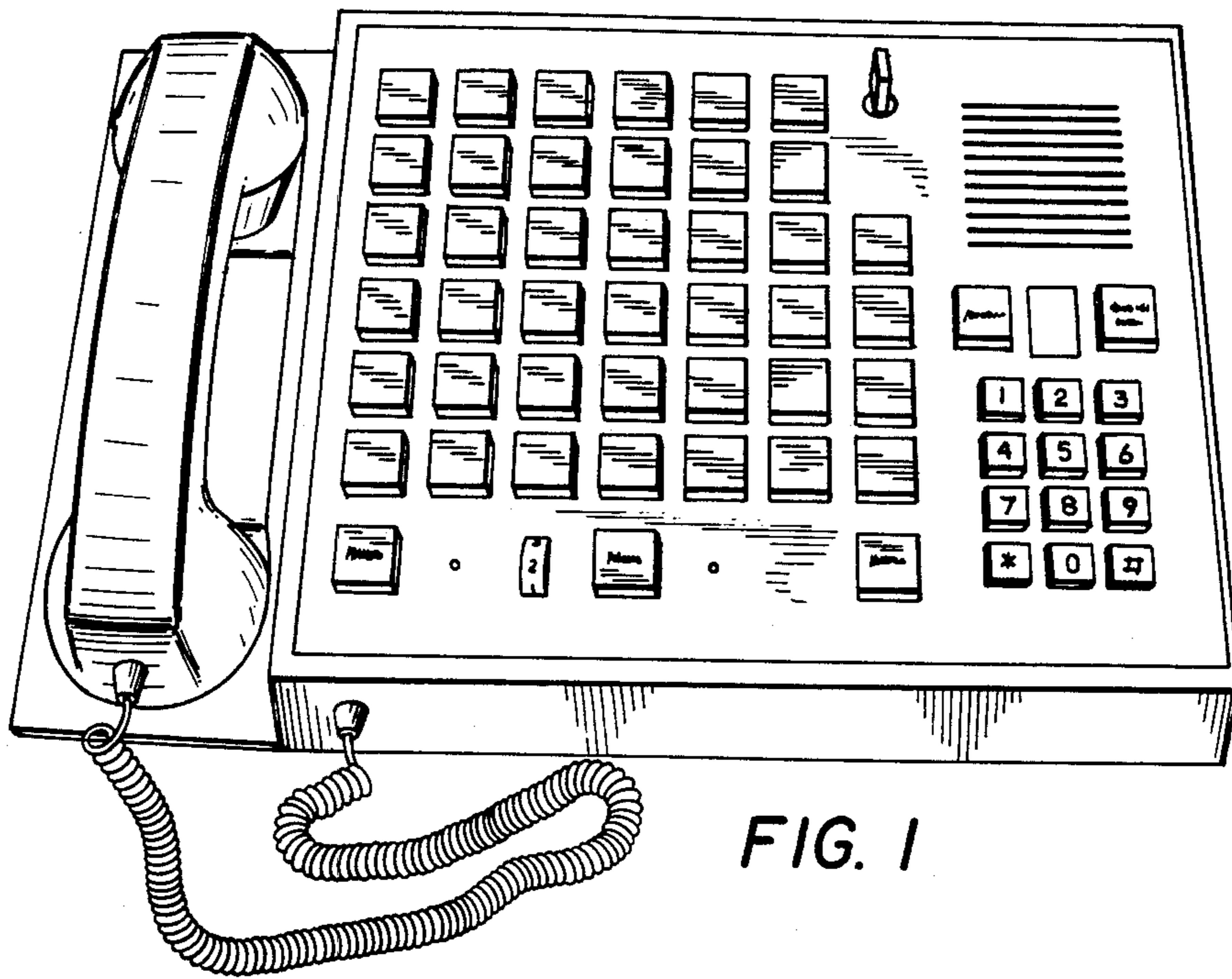
FIG. 2 is a perspective view thereof taken at an alternate position with the handset removed from the telephone base;

FIG. 3 is a front perspective view of a modified embodiment of the push button telephone illustrated in FIG. 1; and

FIG. 4 is a perspective view thereof, taken at an alternative position with the handset removed from the telephone base.

The undisclosed rear portions of the telephone are plane and unornamented.








FIG. 3

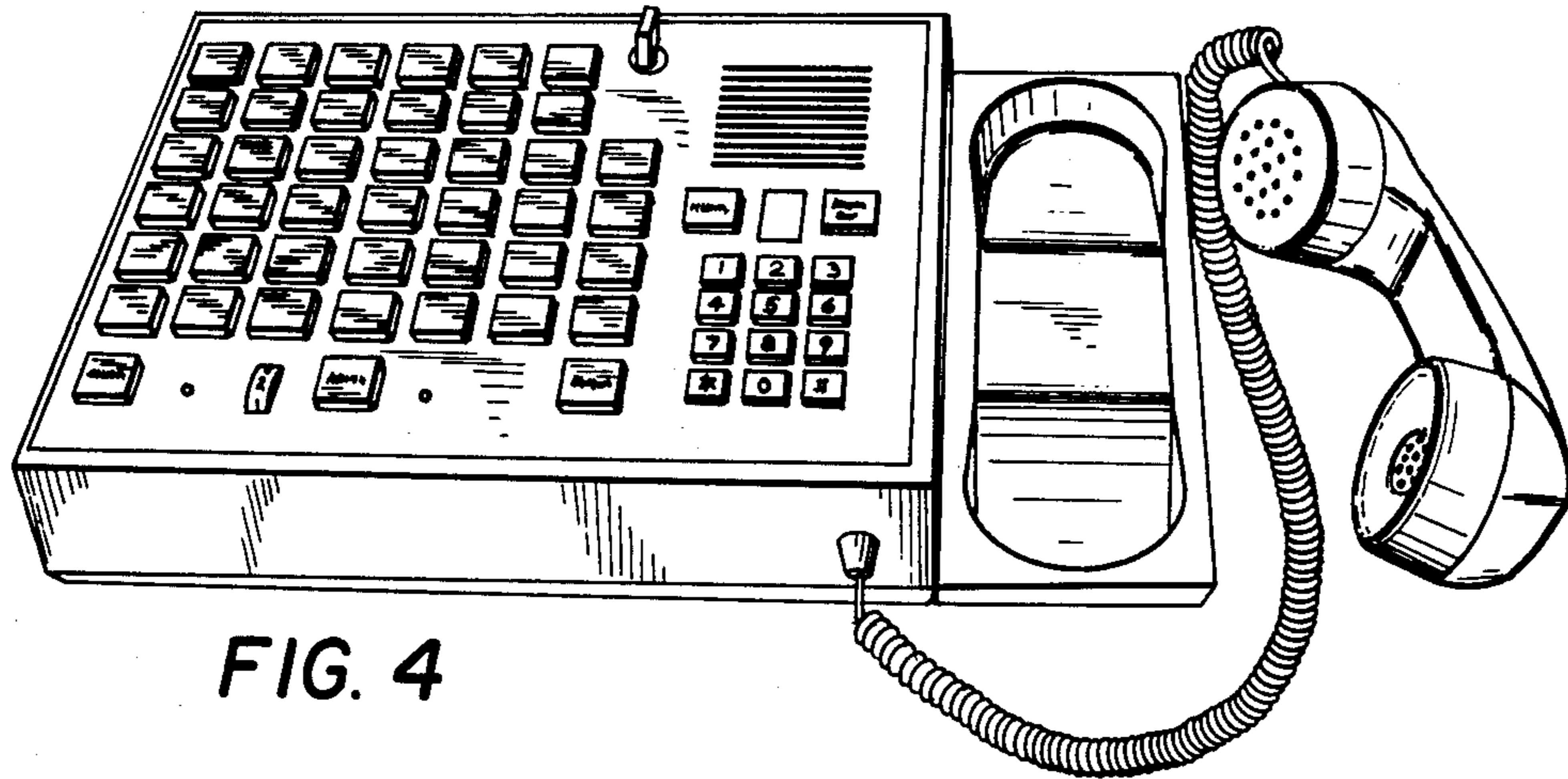


FIG. 4