

[54] **COMBINED CABINET AND SPEAKER HOUSING**

[76] Inventor: **Robert H. Johnson**, 701 Laurie Drive, Winthrop Harbor, Ill. 60096

[**] Term: **7 Years**

[21] Appl. No.: **680,365**

[22] Filed: **Apr. 26, 1976**

[51] Int. Cl. **D6-05**

[52] U.S. Cl. **D6/4**

[58] Field of Search D6/1, 4, 157, 167, 168, D6/177, 181, 186, 188, 189; D14/14, 18, 20, 22, 23, 24, 30, 32, 33; 181/148, 155

[56] **References Cited**

U.S. PATENT DOCUMENTS

D. 10,046 6/1877 Schuckers D6/25
D. 149,457 4/1948 Tecca D14/23
D. 187,924 5/1960 Shaver et al. D14/33

D. 229,566 12/1973 Klipsch D14/33
D. 236,784 9/1975 Kapnek D6/188 X
D. 240,779 8/1976 Geisman et al. D6/188 X

OTHER PUBLICATIONS

Yield House Cat., 1970, p. 30, Stereo Tape Cabinet, top left, item No. 1.

Primary Examiner—Bruce W. Dunkins

Attorney, Agent, or Firm—Edward C. Threedy

[57] **CLAIM**

The ornamental design for a combined cabinet and speaker housing, as shown and described.


DESCRIPTION

FIG. 1 is a perspective view of a combined cabinet and speaker housing, showing my new design;

FIG. 2 is a side elevational view of the side directly opposite to that appearing on the left of FIG. 1;

FIG. 3 is a side elevational view of the side directly opposite to that appearing to the right of FIG. 1;

FIG. 4 is a bottom plan view thereof.






Fig. 1.

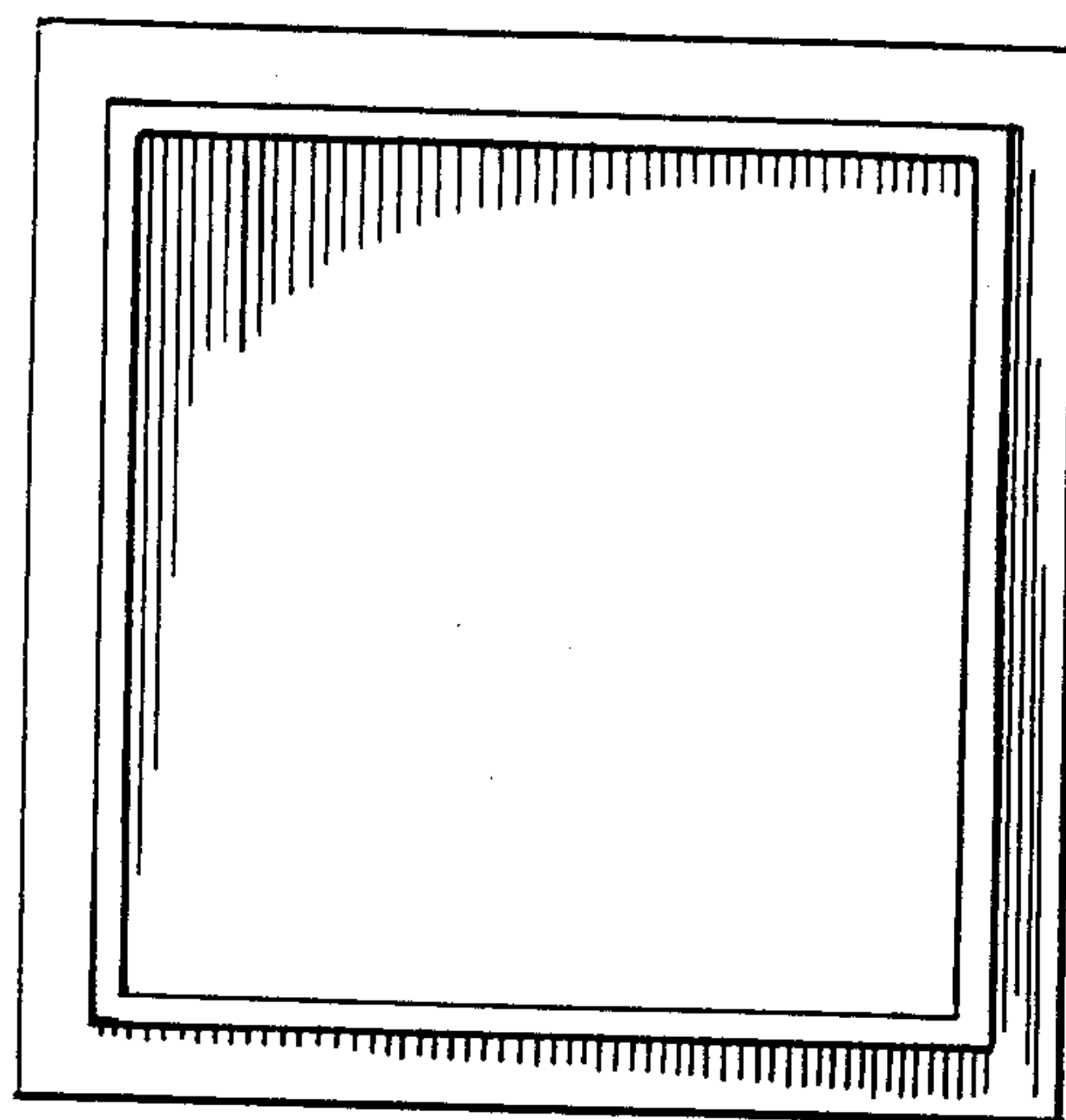


Fig. 4.

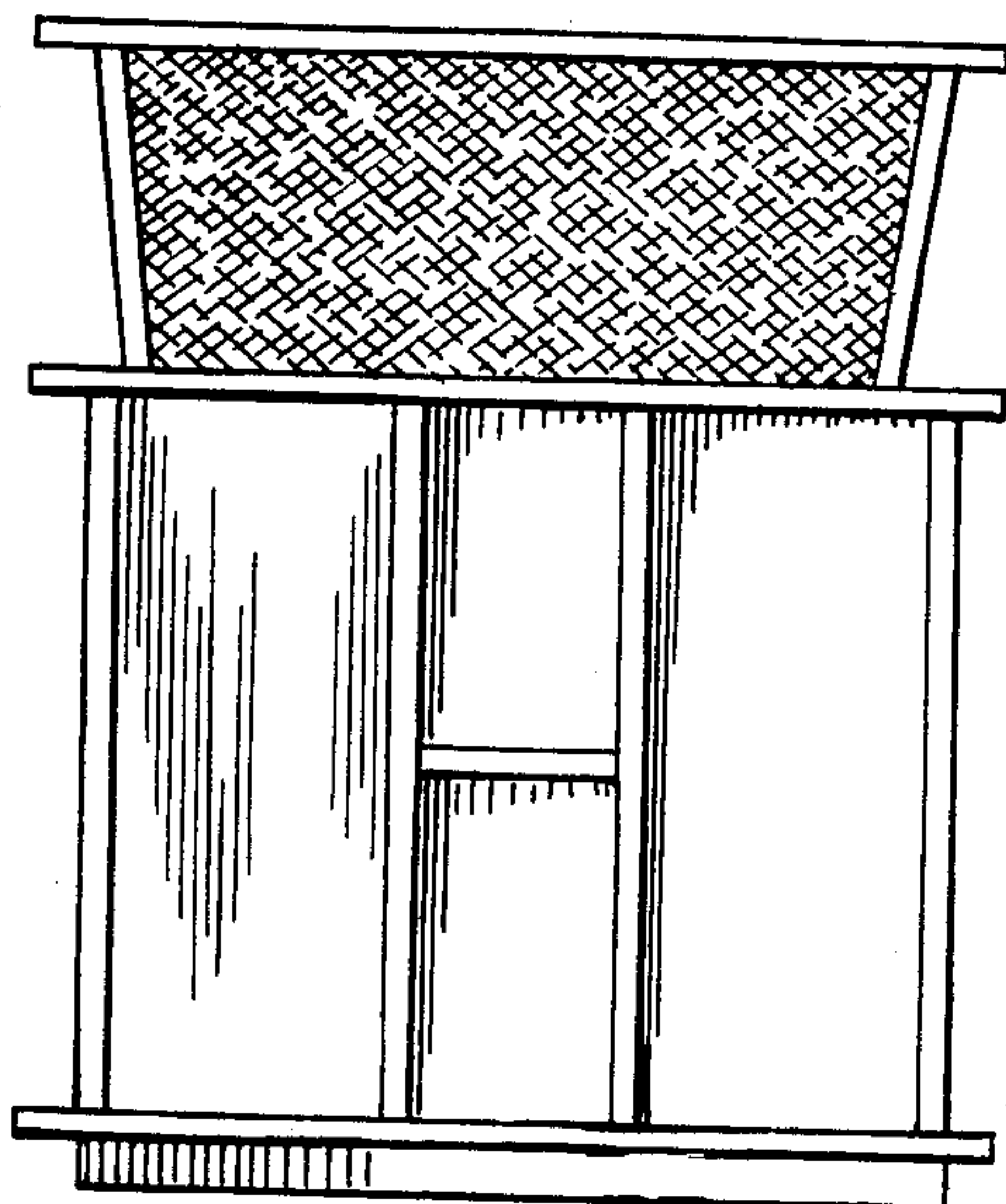


Fig. 2.

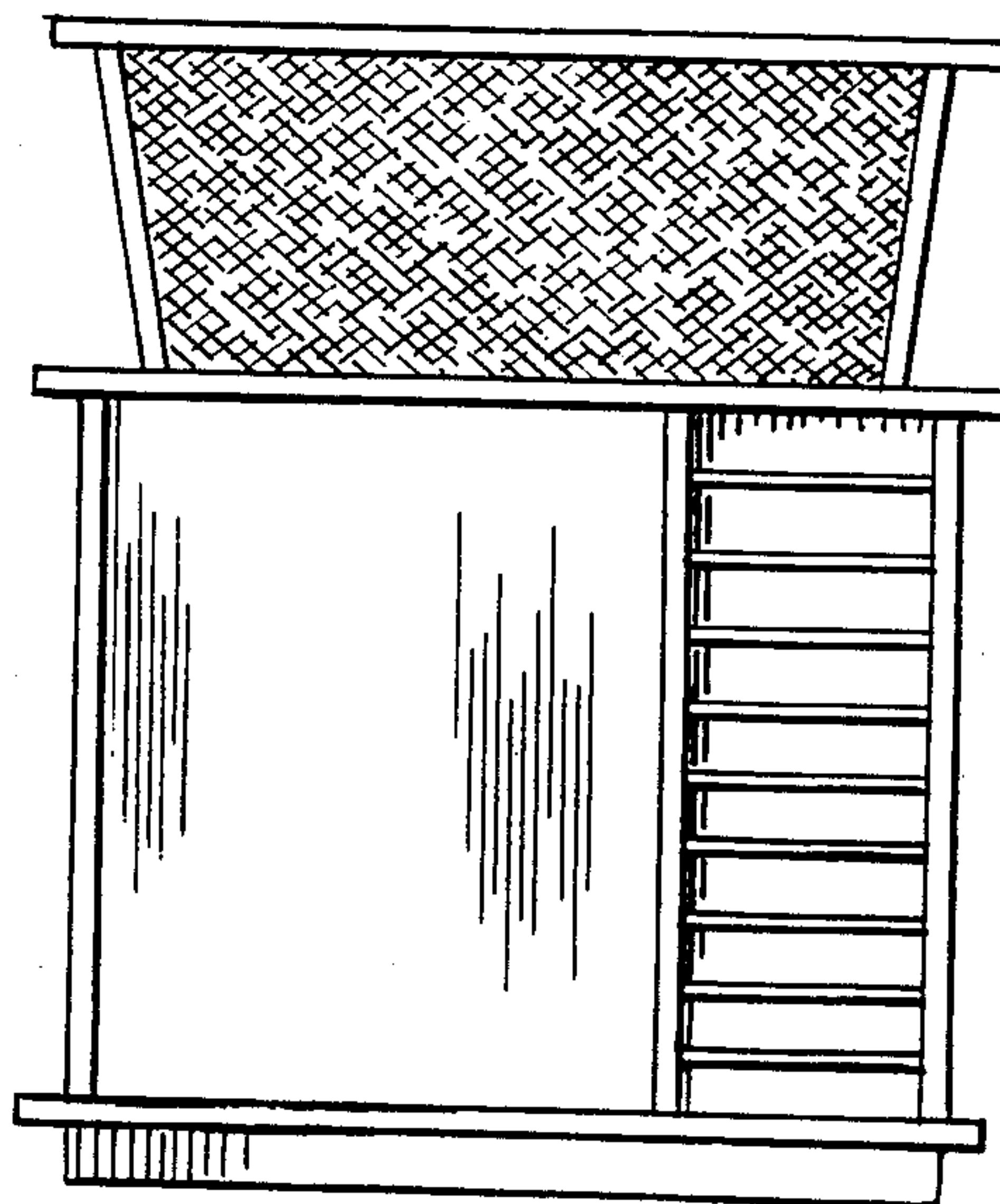


Fig. 3.