

[54] SHOE SOLE

[75] Inventors: Nikolaus Hansjosten, Pluwig; Christoph Langwara, Mertesdorf, both of Germany

[73] Assignee: Industrierwerke Lemm & Co. GmbH, Trier, Germany

[**] Term: 14 Years

[21] Appl. No.: 687,662

[22] Filed: May 19, 1976

[30] Foreign Application Priority Data
Nov. 25, 1975 Germany 14625

[51] Int. Cl. D2-04

[52] U.S. Cl. D2/320

[58] Field of Search D2/318, 319, 320, 321, D2/268, 269; 36/11, 11.5, 84, 87, 88, 102, 106, 9 R, 10, 15, 24.5, 25 R, 26

[56] References Cited

U.S. PATENT DOCUMENTS

D. 165,535	12/1951	MacPherson	D2/322
D. 188,932	10/1960	Cleghorne	D2/318
1,210,066	12/1916	Hara	D2/318 X
1,412,603	4/1922	Berry	D2/318 X
2,421,932	6/1947	Goldstein	D2/320 X

FOREIGN PATENT DOCUMENTS

1,068,531	6/1954	France	36/11
-----------	--------	--------------	-------

OTHER PUBLICATIONS

Boot & Shoe Recorder, 4/15/66, p. 83, shoe sole at right.

Primary Examiner—Nelson C. Holtje

Attorney, Agent, or Firm—George H. Spencer

[57] CLAIM

The ornamental design for a shoe sole, as shown and described.

DESCRIPTION

FIG. 1 is a right side elevational view of a shoe sole showing our new design;

FIG. 2 is a left side elevational view thereof;

FIG. 3 is a front perspective view thereof;

FIG. 4 is a rear perspective view thereof;

FIG. 5 is a bottom plan view thereof.

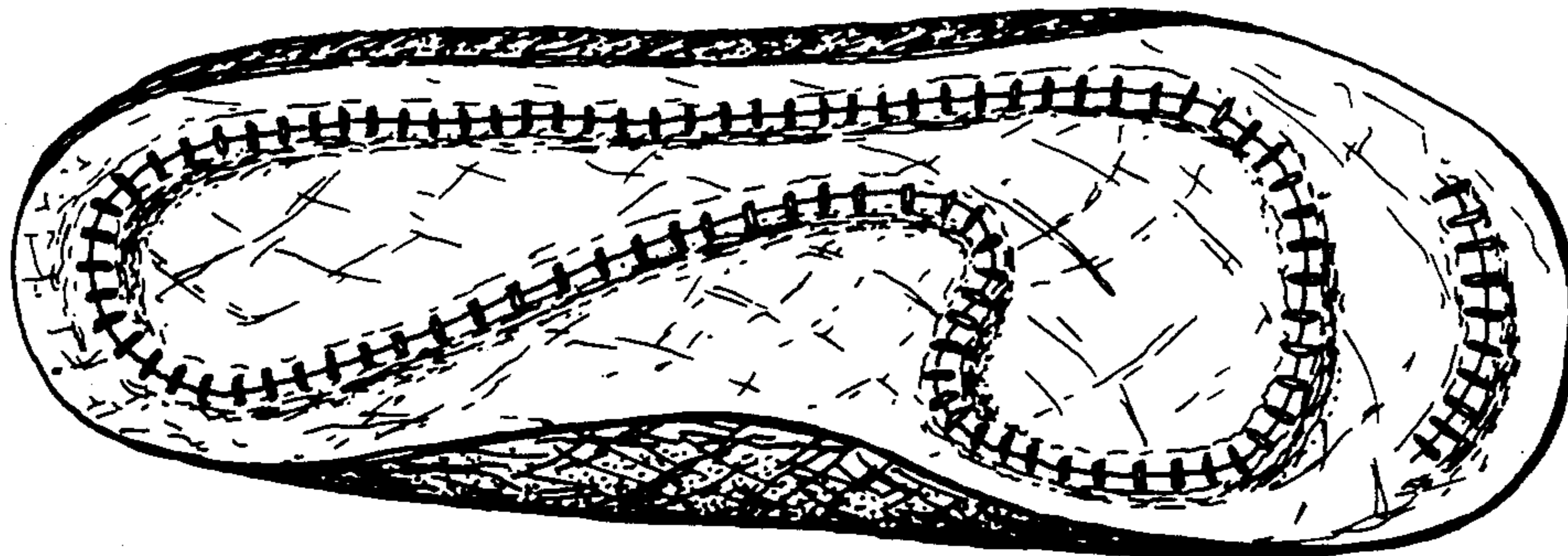


FIG. 1

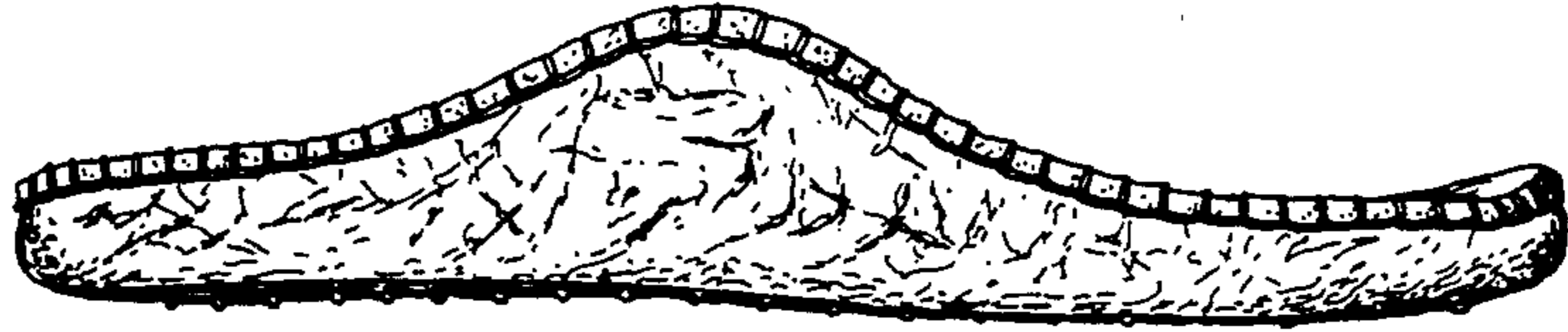


FIG. 2

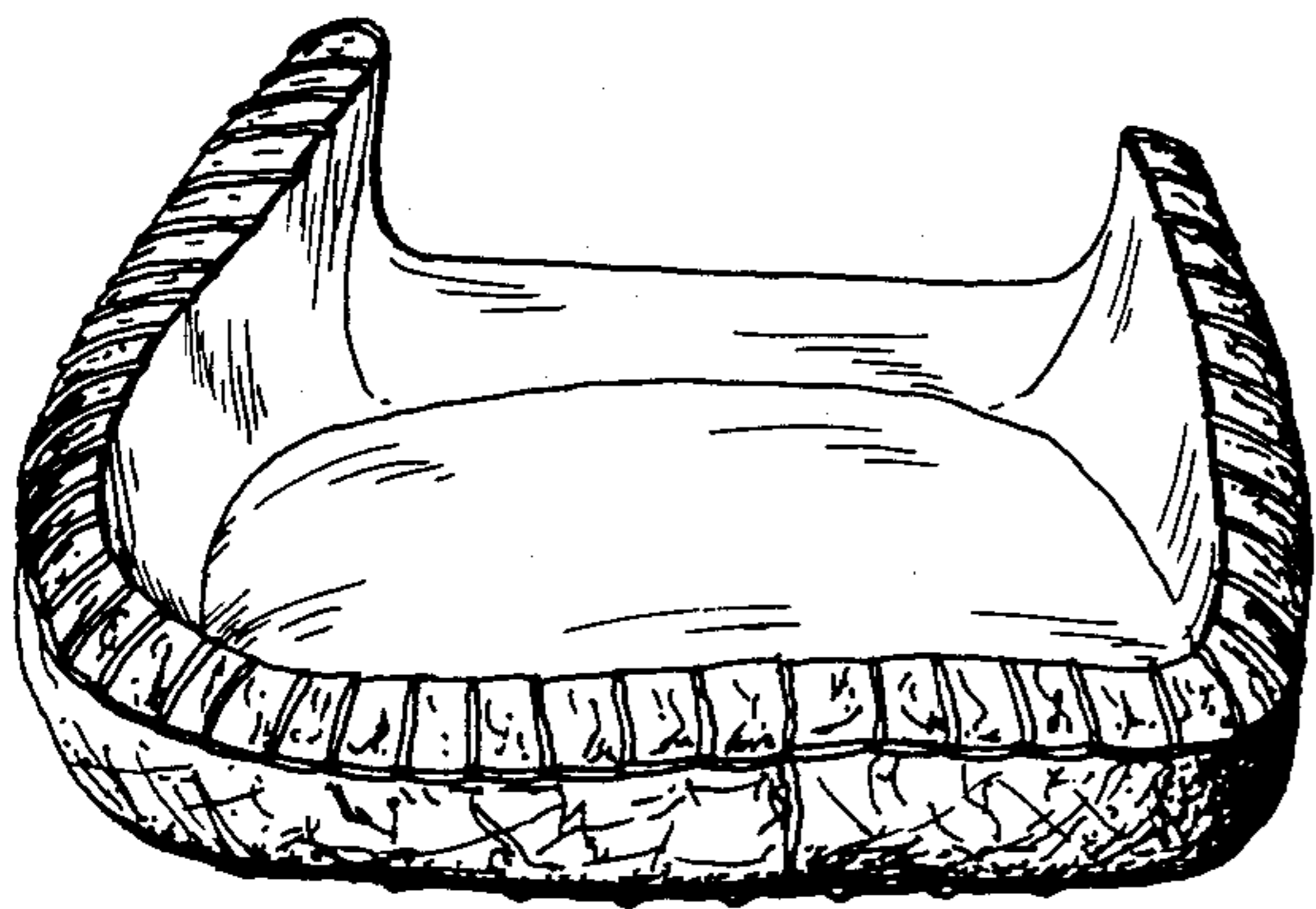



FIG. 3



FIG. 4

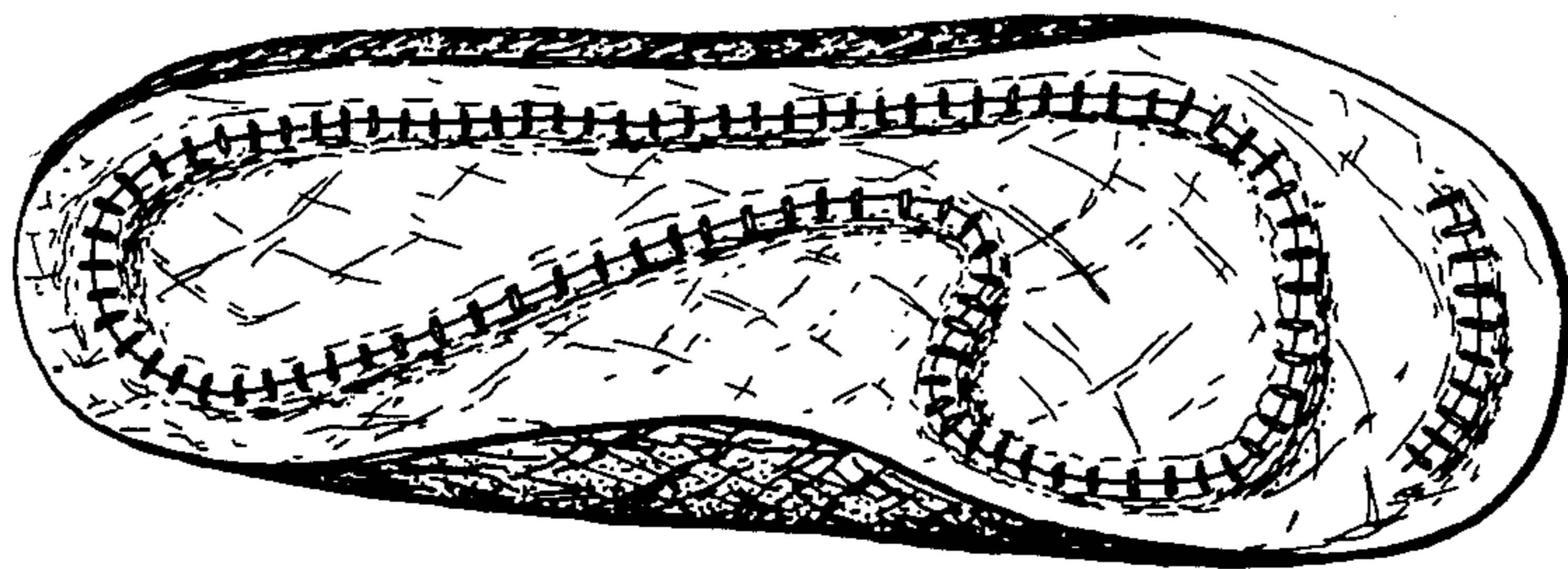


FIG. 5