

[54] COPY FINISHER

[75] Inventor: Richard Joseph Olson, Webster, N.Y.

[73] Assignee: Eastman Kodak Company, Rochester, N.Y.

[\*\*] Term: 14 Years

[21] Appl. No.: 671,869

[22] Filed: Mar. 30, 1976

[51] Int. Cl. .... D18-99

[52] U.S. Cl. .... D16/32

[58] Field of Search ..... D16/27-37; D64/11 R; D14/40, 47, 48; 270/52, 53, 57, 58; 271/4, 82, 85; 214/6 N, 6 S; 93/93 R, 93 M, 93 C, 93 K, 93 DP

[56] References Cited

U.S. PATENT DOCUMENTS

- 3,630,607 12/1971 Korn et al. .... 270/52 X
- D. 193,782 10/1962 David et al. .... D26/5 C

- D. 193,993 11/1962 Arnold ..... D26/5 C
- D. 209,408 11/1967 Britt et al. .... D14/48
- D. 210,425 3/1968 Jerabek ..... D16/30
- D. 217,463 5/1970 Shelkofsky et al. .... D14/48
- D. 221,662 8/1971 Dunham, Jr. et al. .... D26/5 C
- D. 224,165 7/1972 Laughon ..... D16/34


Primary Examiner—Wallace R. Burke  
Assistant Examiner—Catherine Kemper  
Attorney, Agent, or Firm—Paul R. Holmes


[57] CLAIM

The ornamental design for a copy finisher, substantially as shown.

DESCRIPTION

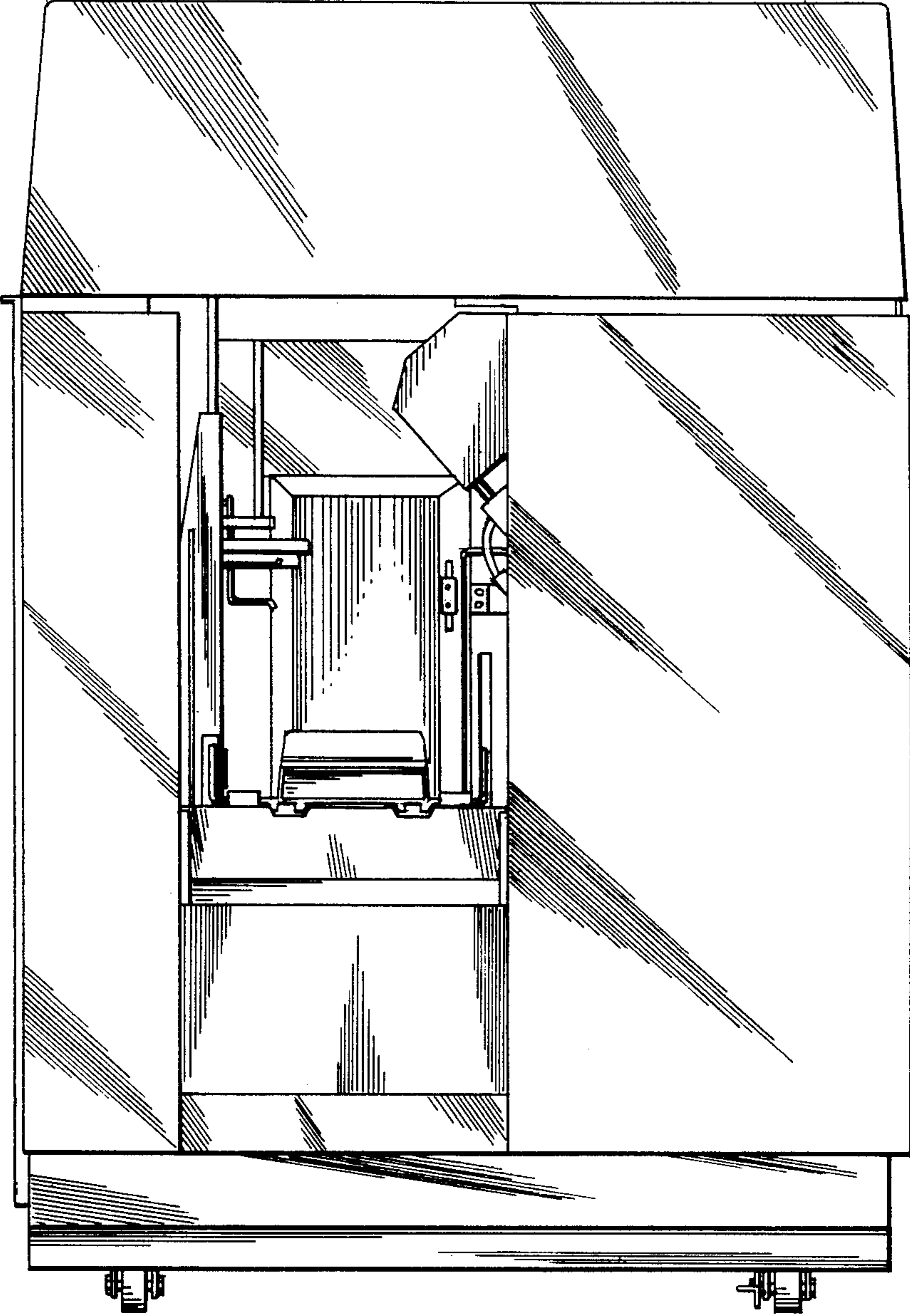
FIG. 1 is a right, front, top perspective view of a copy finisher showing my new design; FIG. 2 is a front elevational view thereof; FIG. 3 is a left side elevational view thereof; FIG. 4 is a right side elevational view thereof; FIG. 5 is a rear elevational view thereof; FIG. 6 is a top plan view thereof; and FIG. 7 is a bottom plan view thereof.






*FIG. 1*





*FIG. 2*



*FIG. 3*

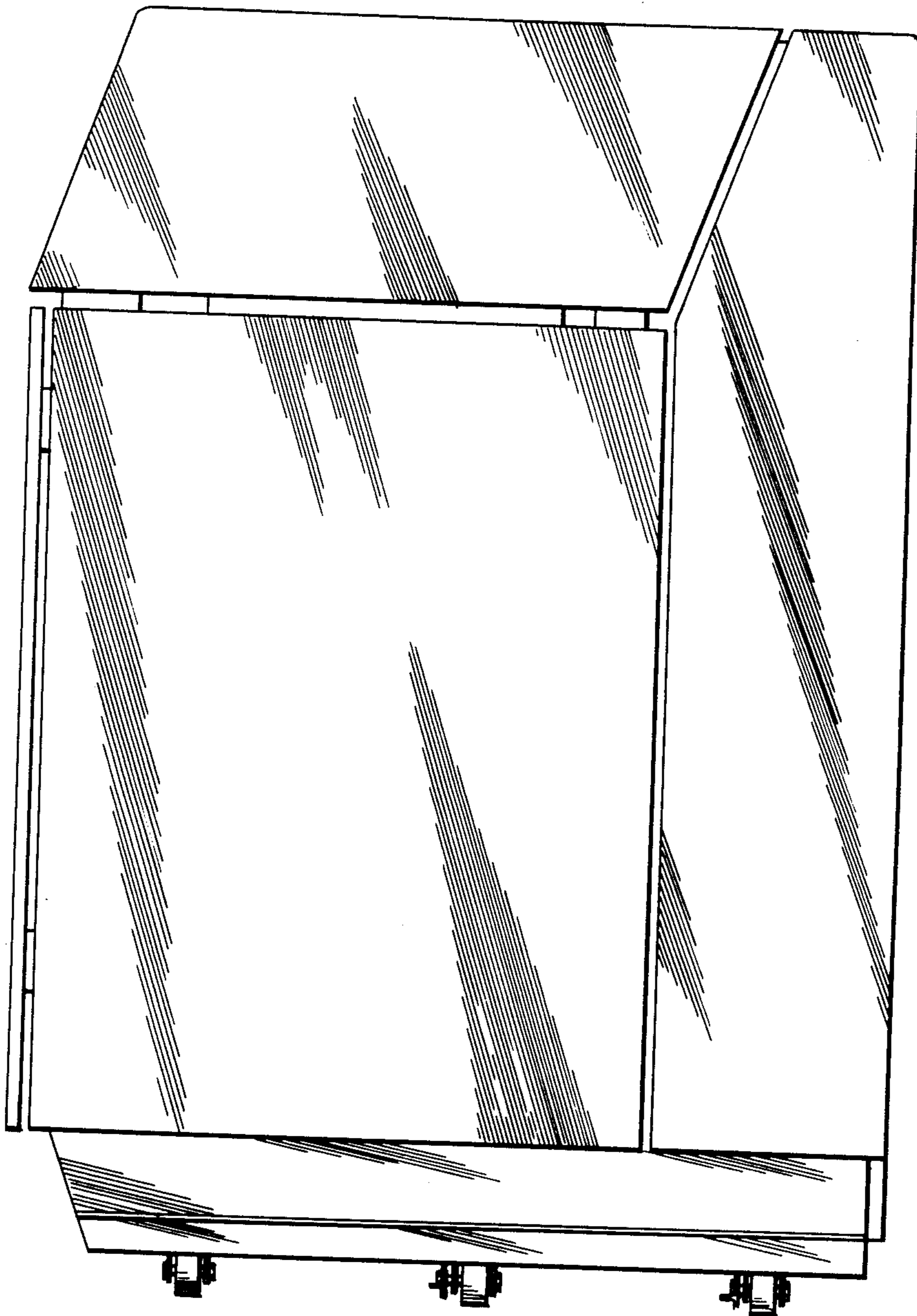


FIG. 4



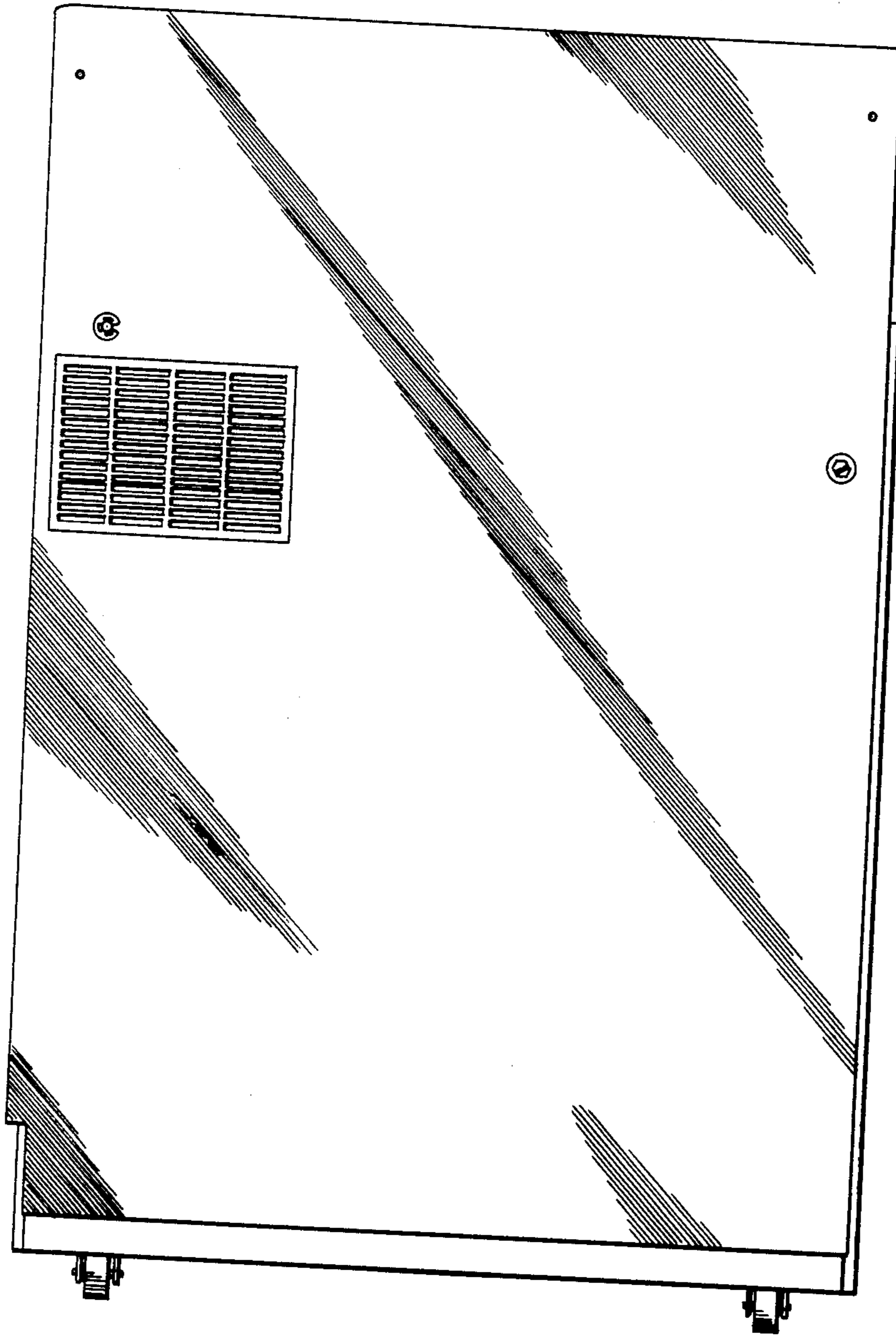


FIG. 5




FIG. 6

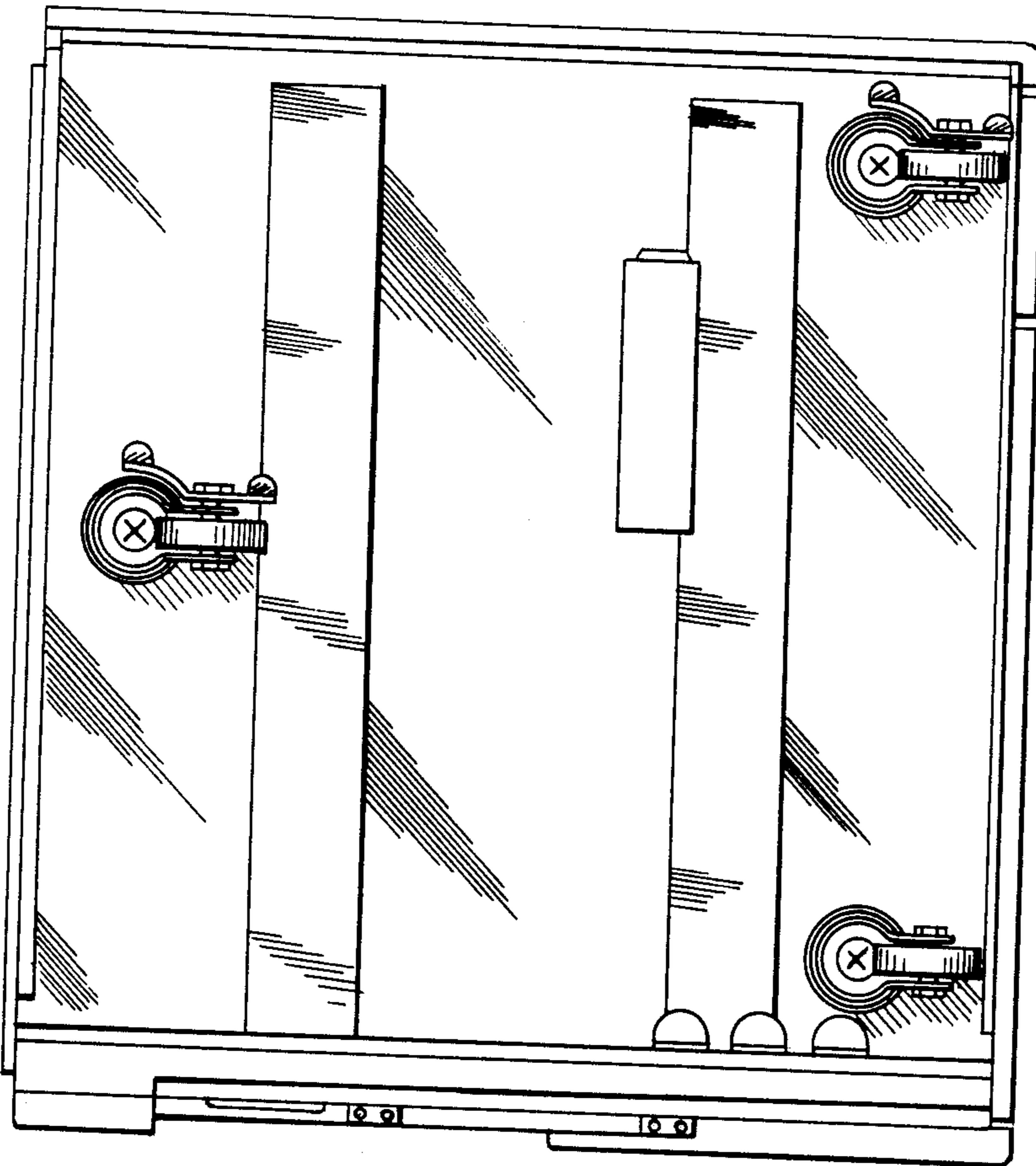


FIG. 7