

[54] VASE OR SIMILAR ARTICLE

[75] Inventor: Frank J. Benes, Lancaster, Ohio

[73] Assignee: Anchor Hocking Corporation, Lancaster, Ohio

[**] Term: 14 Years

[21] Appl. No.: 698,761

[22] Filed: June 22, 1976

Related U.S. Application Data

[62] Division of Ser. No. 544,913, Jan. 29, 1975, Pat. No. Des. 243,431, which is a division of Ser. No. 397,069, Sept. 13, 1973, Pat. No. Des. 238,541.

[51] Int. Cl. D11-02

[52] U.S. Cl. D11/153

[58] Field of Search D11/143, 152, 153; D7/6, 20, 22, 23, 28, 29, 32, 52; D9/101, 118, 134, 162, 164, 140, 141

[56] References Cited

U.S. PATENT DOCUMENTS

D. 7,758 9/1874 Stoehr D7/3

D. 9,679	12/1876	Lyon	D7/22
D. 156,097	11/1949	Heisey	D7/22 X
D. 167,009	6/1952	Tersini	D11/152
D. 213,835	4/1969	Benes	D11/152

Primary Examiner—Joel Stearman
Assistant Examiner—Louis S. Zarfes
Attorney, Agent, or Firm—Joseph J. Previto

[57] CLAIM

The ornamental design for a vase or similar article, substantially as shown and described.

DESCRIPTION

FIG. 1 is an elevational view of a vase or similar article showing my new design;

FIG. 2 is a bottom plan view thereof;

FIG. 3 is a sectional view taken along line 3—3 of FIG. 1;

FIG. 4 is a sectional view taken along line 4—4 of FIG. 3;

FIG. 5 is a section taken along line 5—5 of FIG. 1;

FIG. 6 is an elevational view similar to FIG. 1 taken at an angle of approximately 90° from the side shown in FIG. 1; and

FIG. 7 is a sectional view taken along line 7—7 of FIG. 6.

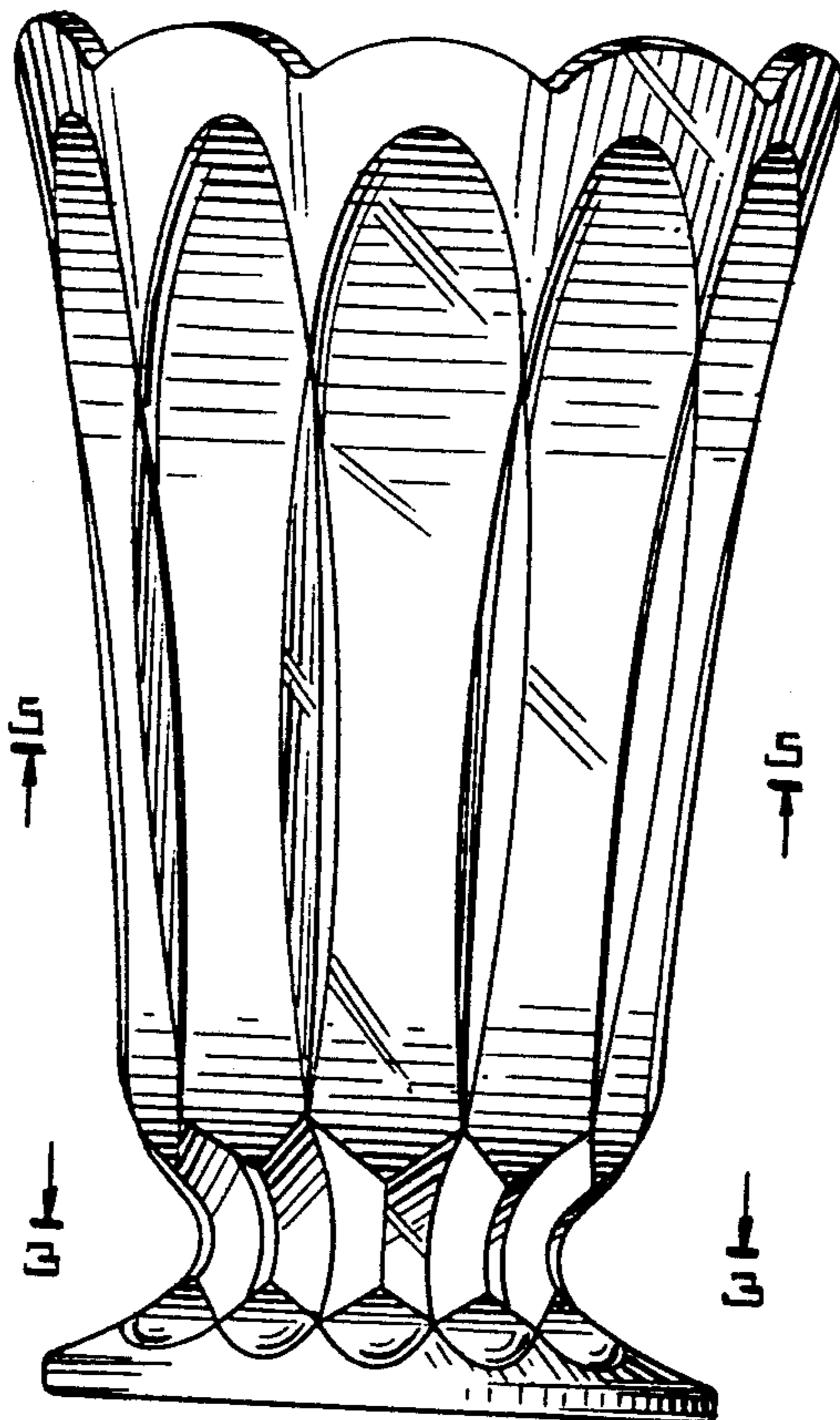


Fig. 1.

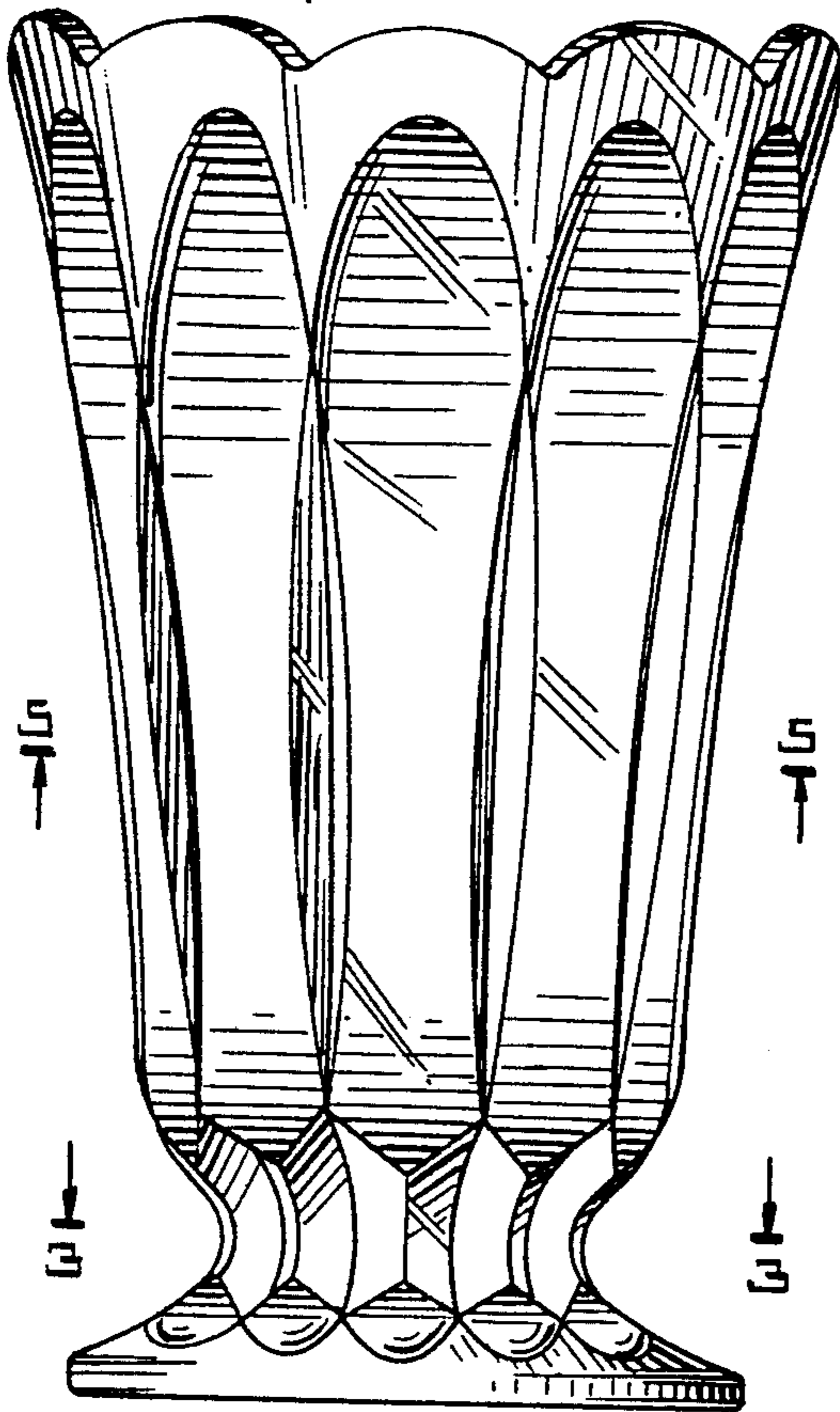


Fig. 5.




Fig. 3.




Fig. 2.

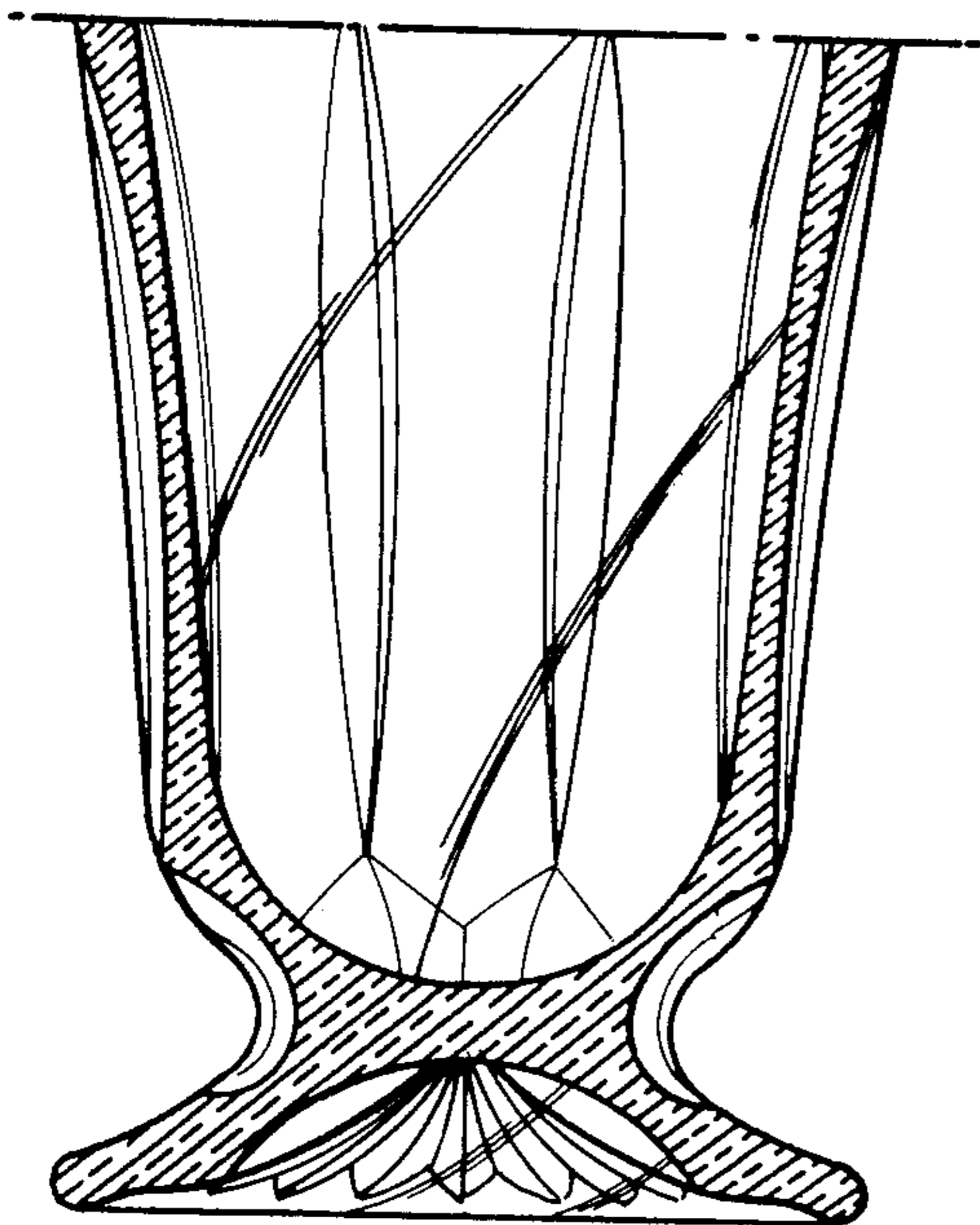



Fig. 4.

Fig. 2.

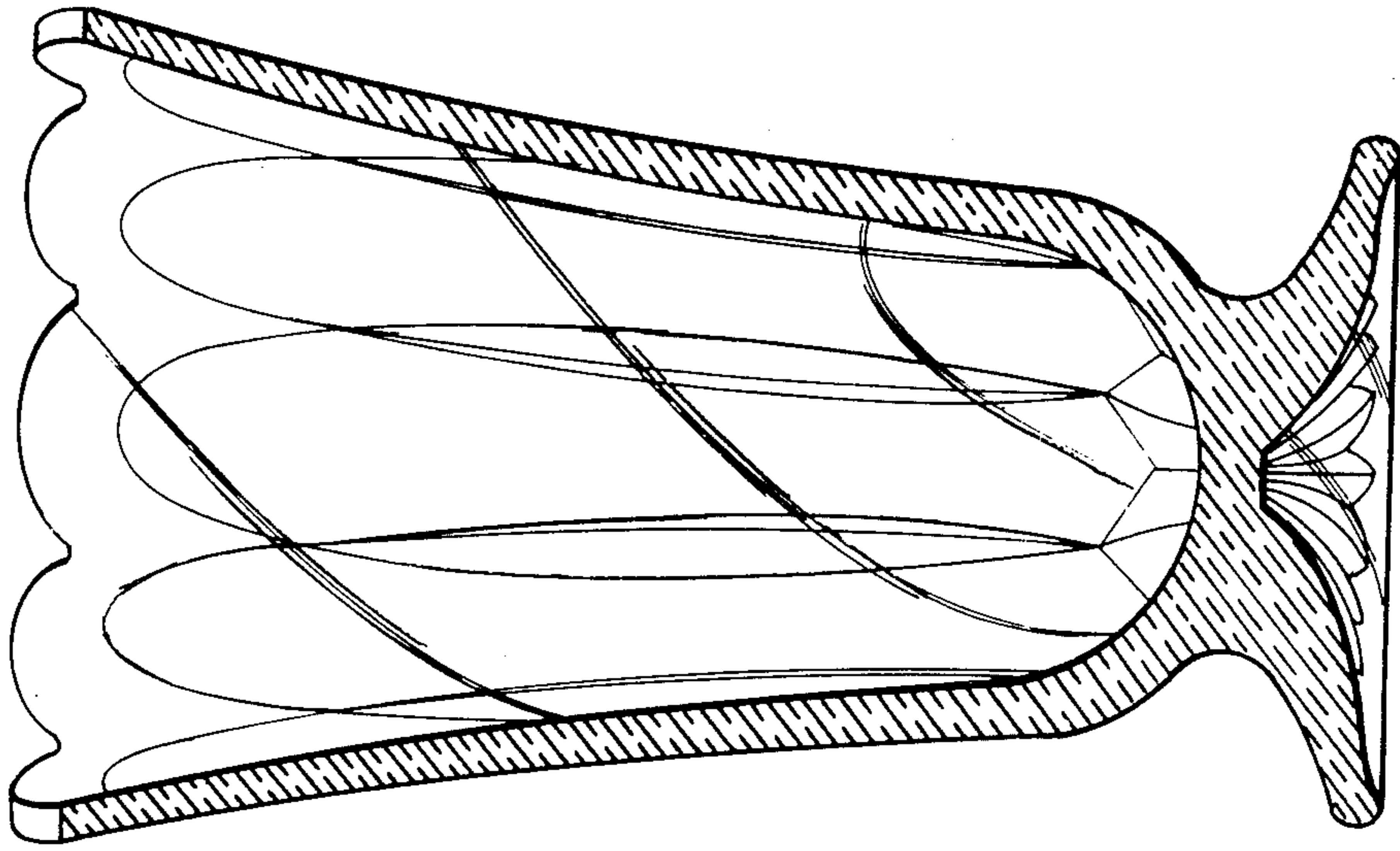


Fig. 6.

