

[54] COMBINED PADDLE AND BALL HOLDER

FOREIGN PATENT DOCUMENTS

[76] Inventor: Arlene Frank, 263 Hastings, Highland Park, Ill. 60035

455,192 10/1936 United Kingdom 150/1

[**] Term: 14 Years

OTHER PUBLICATIONS

Sporting Goods Dealer, 9/1973, p. 13, Paddle Caddy.

[21] Appl. No.: 707,182

Primary Examiner—Wallace R. Burke

Assistant Examiner—B. J. Bullock

Attorney, Agent, or Firm—Charles A. Laff

[22] Filed: July 21, 1976

[57] CLAIM

The ornamental design for a combined paddle and ball holder, as shown and described.

[51] Int. Cl. D6-04

[52] U.S. Cl. D6/131

[58] Field of Search D6/85, 88, 113, 114, D6/116-118, 120, 122, 123, 125, 127, 129, 130, 132, 137, 131; 211/13, 87; 150/1, 1.8

DESCRIPTION

FIG. 1 is a front elevational view of a combined paddle and ball holder showing my new design, the paddle being shown in broken lines for illustrative purposes only.

FIG. 2 is a side elevational view thereof, the balls being shown in broken lines for illustrative purposes only.

FIG. 3 is a top plan view thereof.

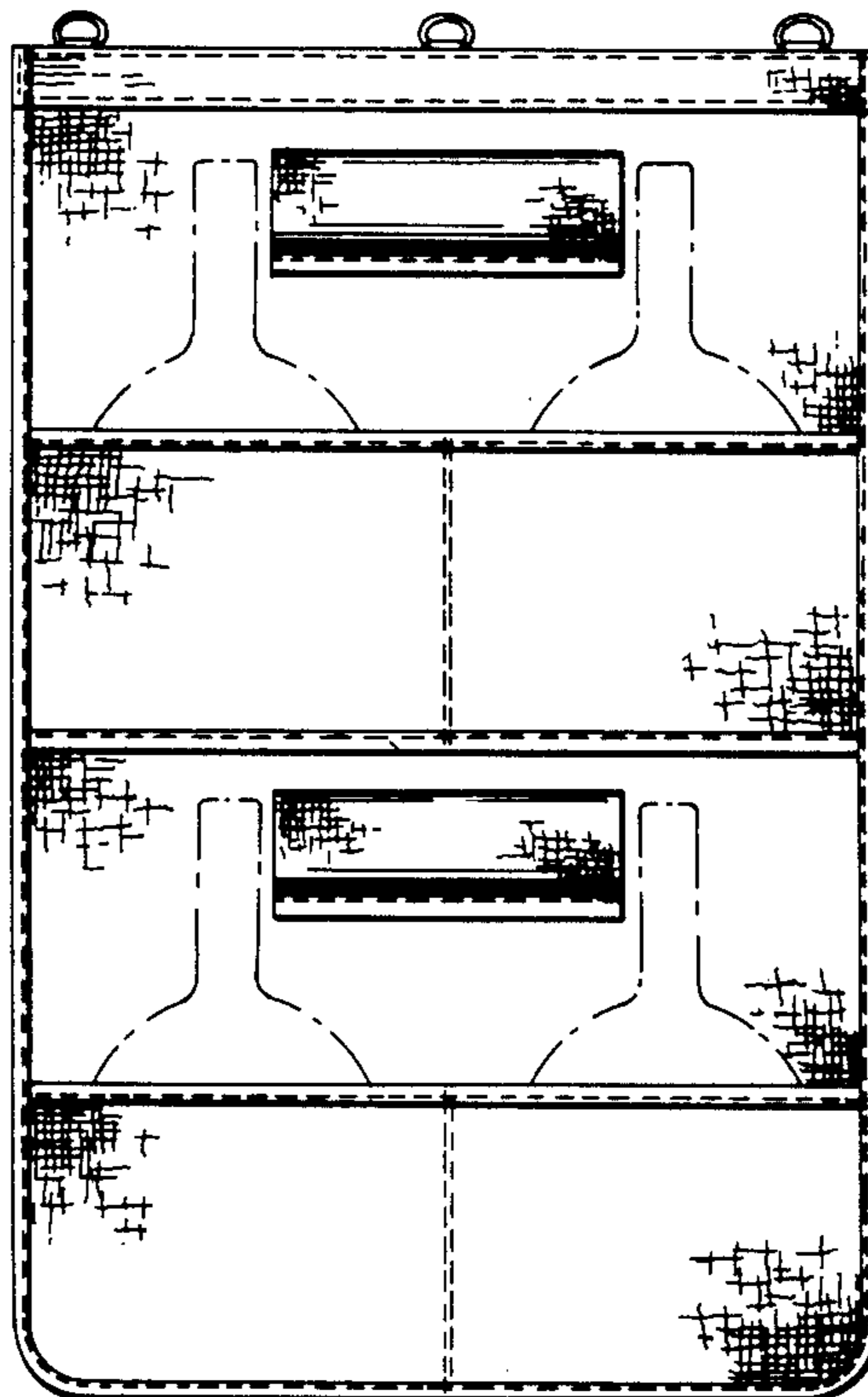
FIG. 4 is a rear elevational view thereof.

The cross line hatching in all views is understood to repeat across the entire surface of the holder and to represent conventional fabric.

[56] References Cited

U.S. PATENT DOCUMENTS

1,513,514	10/1924	London	150/1
2,134,411	10/1938	Marx	150/1
3,834,497	9/1974	Furst	150/1
D. 191,709	11/1961	Shock	D6/114






FIG. 3

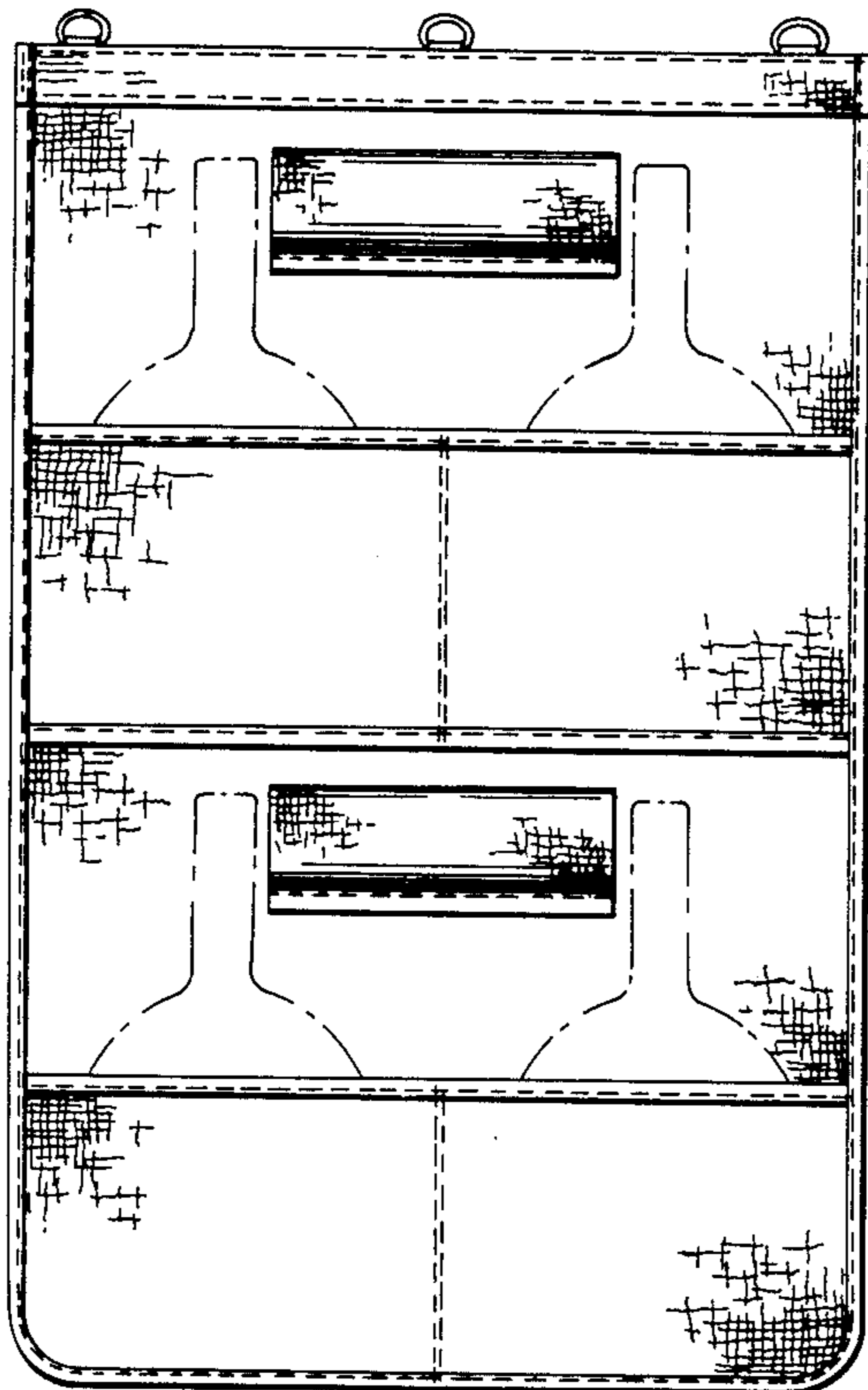


FIG. 1



FIG. 2

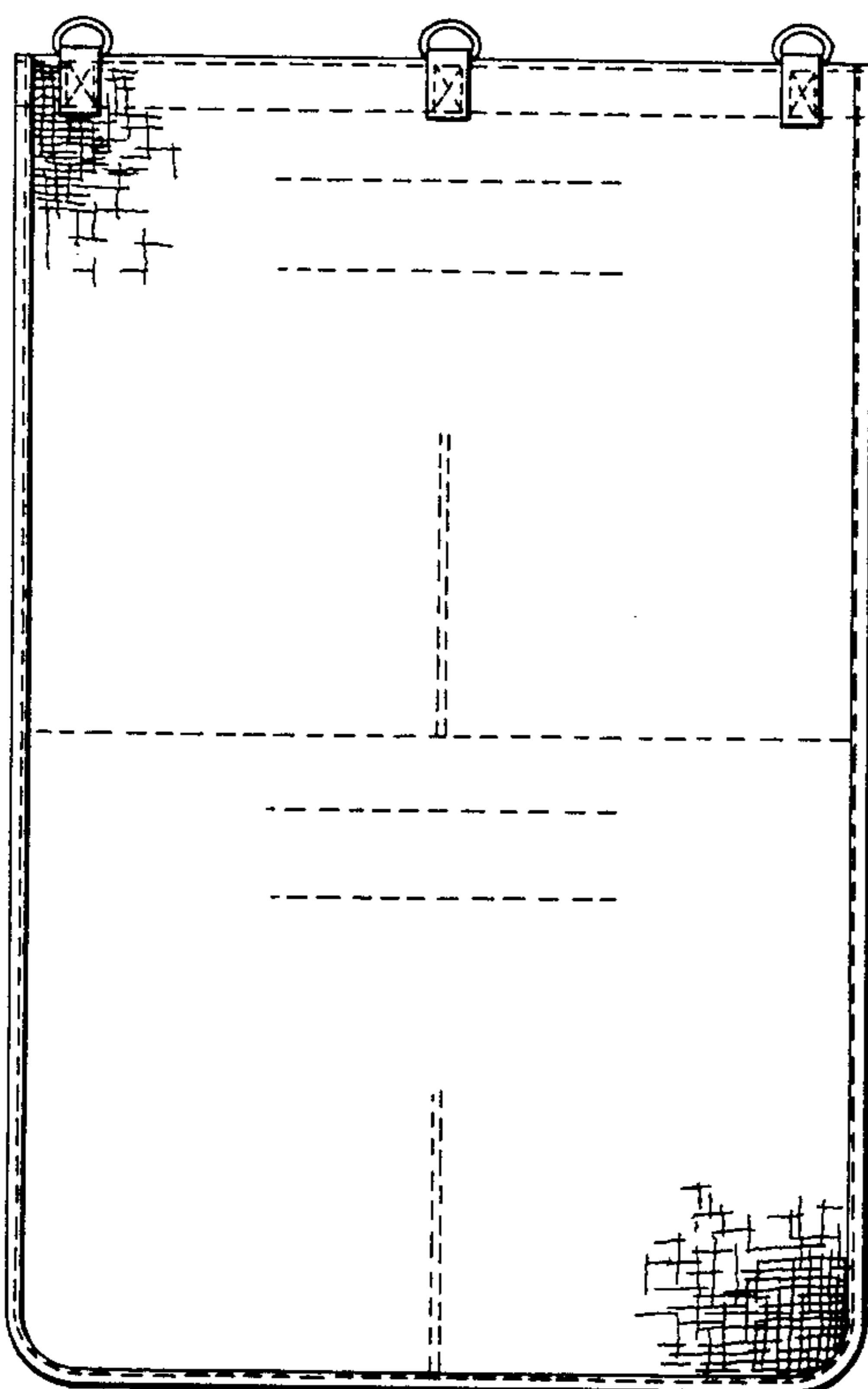


FIG. 4