

[54] DECORATIVE END PIECE FOR USE ON UPRIGHT ENDS OF FREE-STANDING OFFICE DIVIDERS

[76] Inventor: John Kirk, 59 Olsen Drive, Don Mills, Ontario, Canada

[\*\*] Term: 14 Years

[21] Appl. No.: 627,497

[22] Filed: Oct. 30, 1975

[30] Foreign Application Priority Data  
Oct. 3, 1975 Canada ..... 0310752

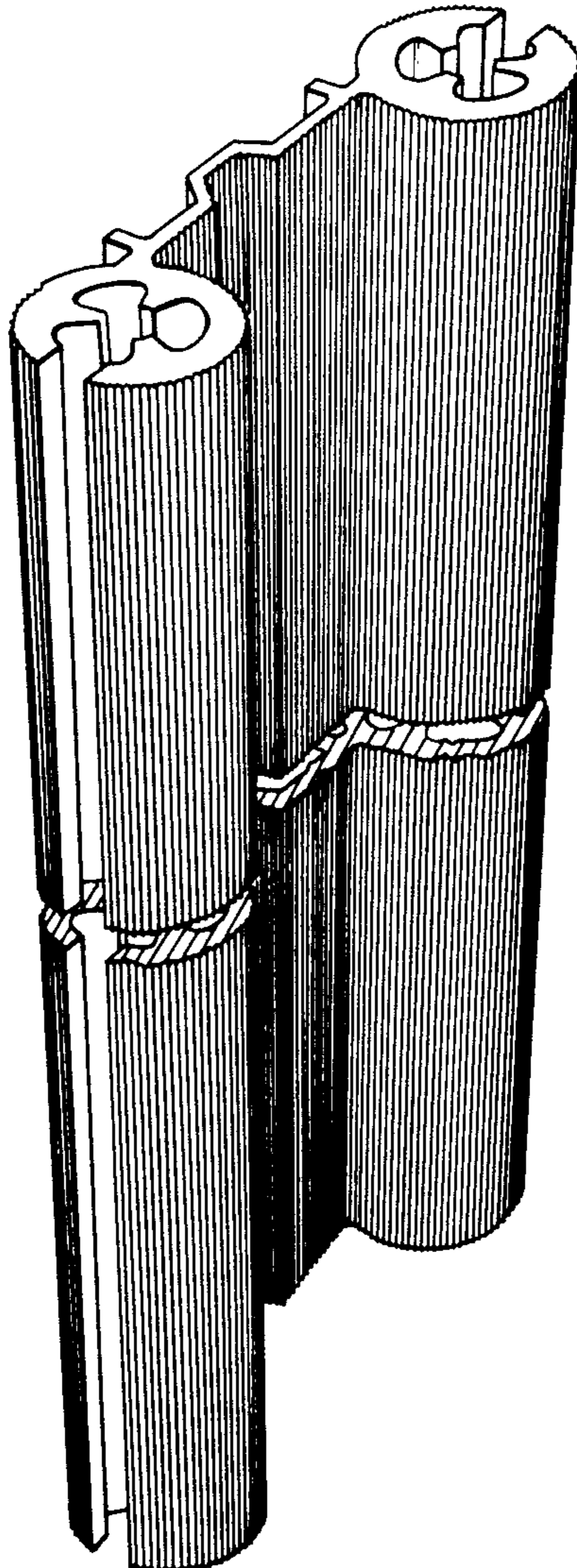
[51] Int. Cl. .... D25-01  
[52] U.S. Cl. .... D25/75  
[58] Field of Search ..... 52/537; D25/73; 74; 75; 76; 58, D6/139, 186, D6/191, 192

[56] References Cited  
U.S. PATENT DOCUMENTS  
2,642,018 6/1953 Weeber ..... 52/537 X

OTHER PUBLICATIONS  
Sweet's Architectural Catalog File, 1975, Section 8.7/Dy, p. 5, Debonaire design at top center.  
Primary Examiner—A. Hugo Word  
Attorney, Agent, or Firm—David M. Rogers

[57] CLAIM  
The ornamental design for a decorative end piece for use on upright ends of free-standing office dividers, as shown and described.

DESCRIPTION  
FIG. 1 is a perspective view of the decorative end piece showing the front and looking from above and to one side of the decorative end piece, the broken lines indicating that the decorative end piece is of indefinite length; and  
FIG. 2 is a perspective view of the other side of the decorative end piece looking from below and to one side of the decorative end piece.



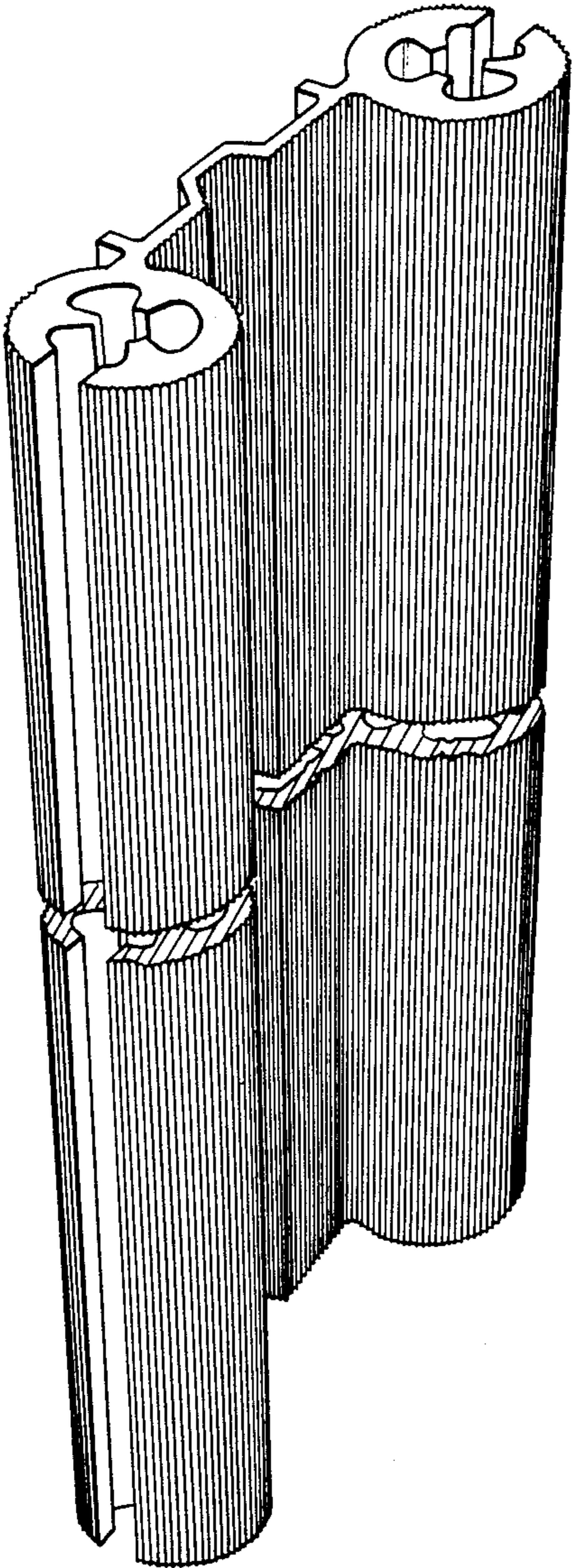


FIG. 1

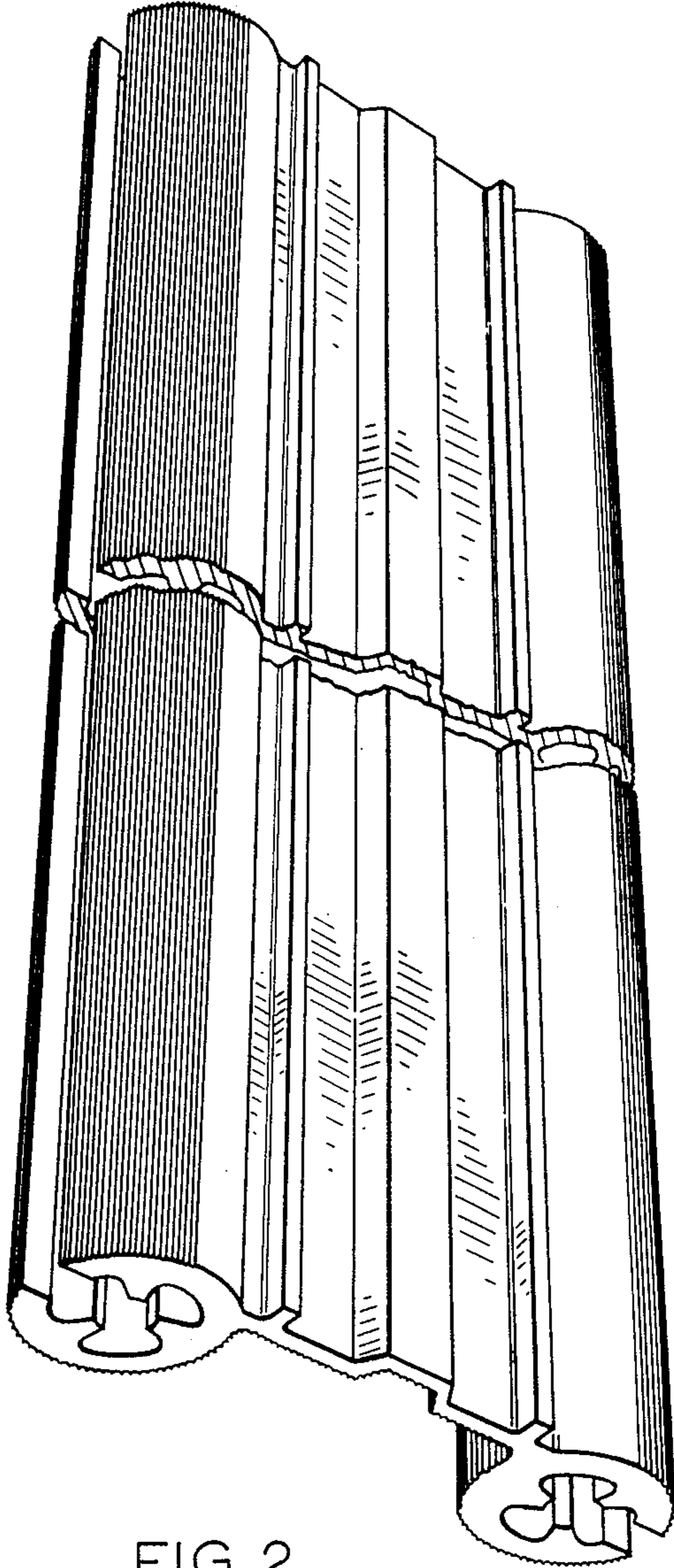


FIG. 2