

[54] MAXILLARY ORTHOPEDIC SUTURE SEPARATING ORTHODONTIC APPLIANCE

[76] Inventor: James S. Krygier, Suite 103, Plaza Apt. Bldg., Wilmington, Del. 19806

[**] Term: 14 Years

[21] Appl. No.: 741,284

[22] Filed: Nov. 12, 1976

[51] Int. Cl. D24-03

[52] U.S. Cl. D24/34

[58] Field of Search 32/14 E, 14 A; D24/34, D24/33, 99

[56] References Cited

U.S. PATENT DOCUMENTS

360,695	4/1887	Holmes	32/14 A
1,139,170	5/1915	Drissler	32/14 A
1,582,570	4/1926	Brust	32/14 E
1,908,853	5/1933	Linde	32/14 A
2,318,001	5/1943	Linde	32/14 A
3,162,948	12/1964	Gerber	32/14 E

3,977,082 8/1976 Siatkowski 32/14 E

OTHER PUBLICATIONS

Ormco Catalog, p. 82, © 1971, Minne Expander.

Primary Examiner—Bernard Ansher

Attorney, Agent, or Firm—Arthur G. Connolly

[57] CLAIM

The ornamental design for the maxillary orthopedic suture separating orthodontic appliance, substantially as shown and described.

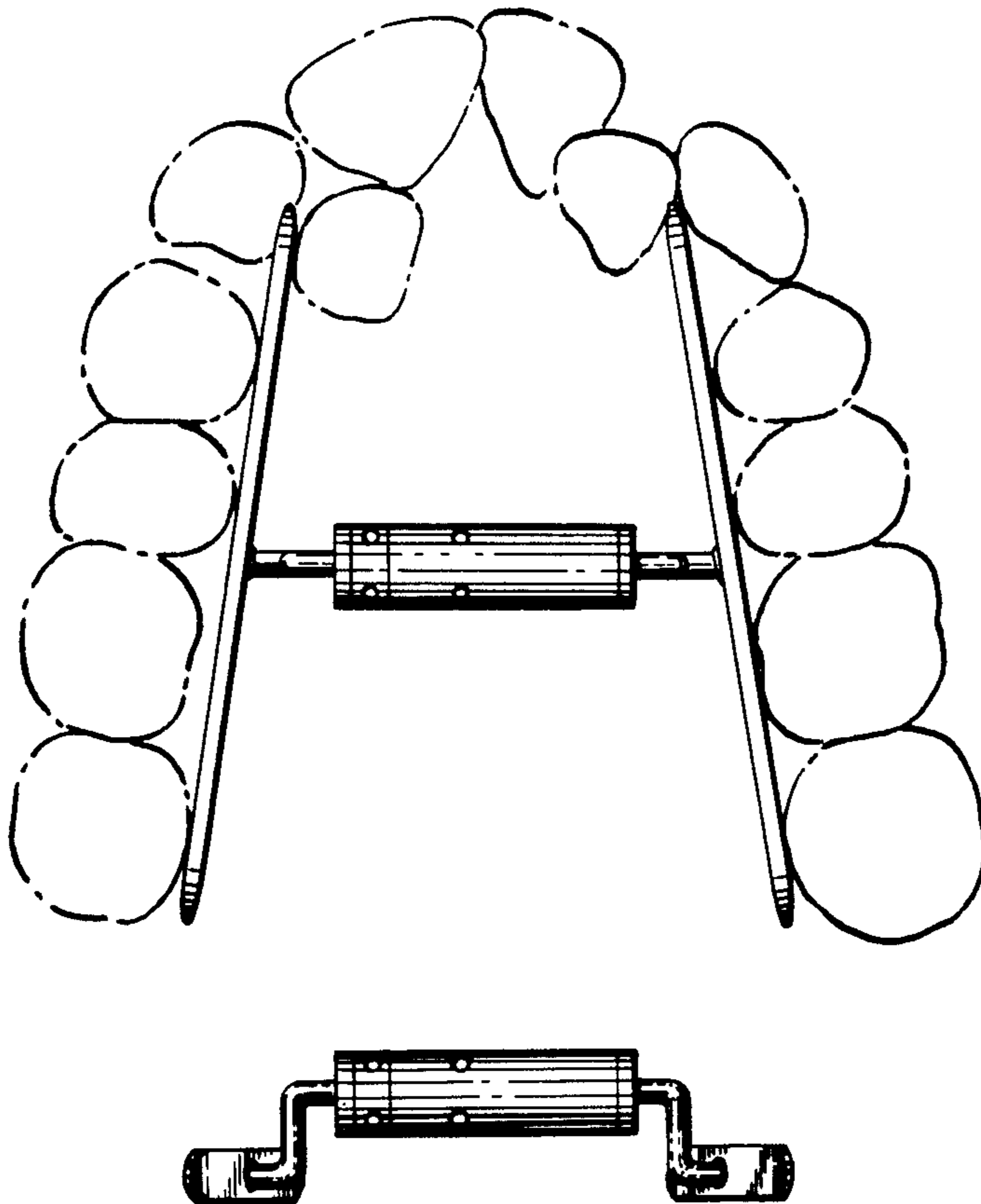
DESCRIPTION

FIG. 1 is a bottom plan view of a maxillary orthopedic suture separating orthodontic appliance showing my new design and with the patient's teeth being shown in broken lines for illustrative purposes only;

FIG. 2 is a front elevation view of the appliance shown in FIG. 1;

FIG. 3 is a side elevation view of the appliance shown in FIGS. 1-2; and

FIG. 4 is a front elevation view of a modified form of appliance in accordance with my new design.



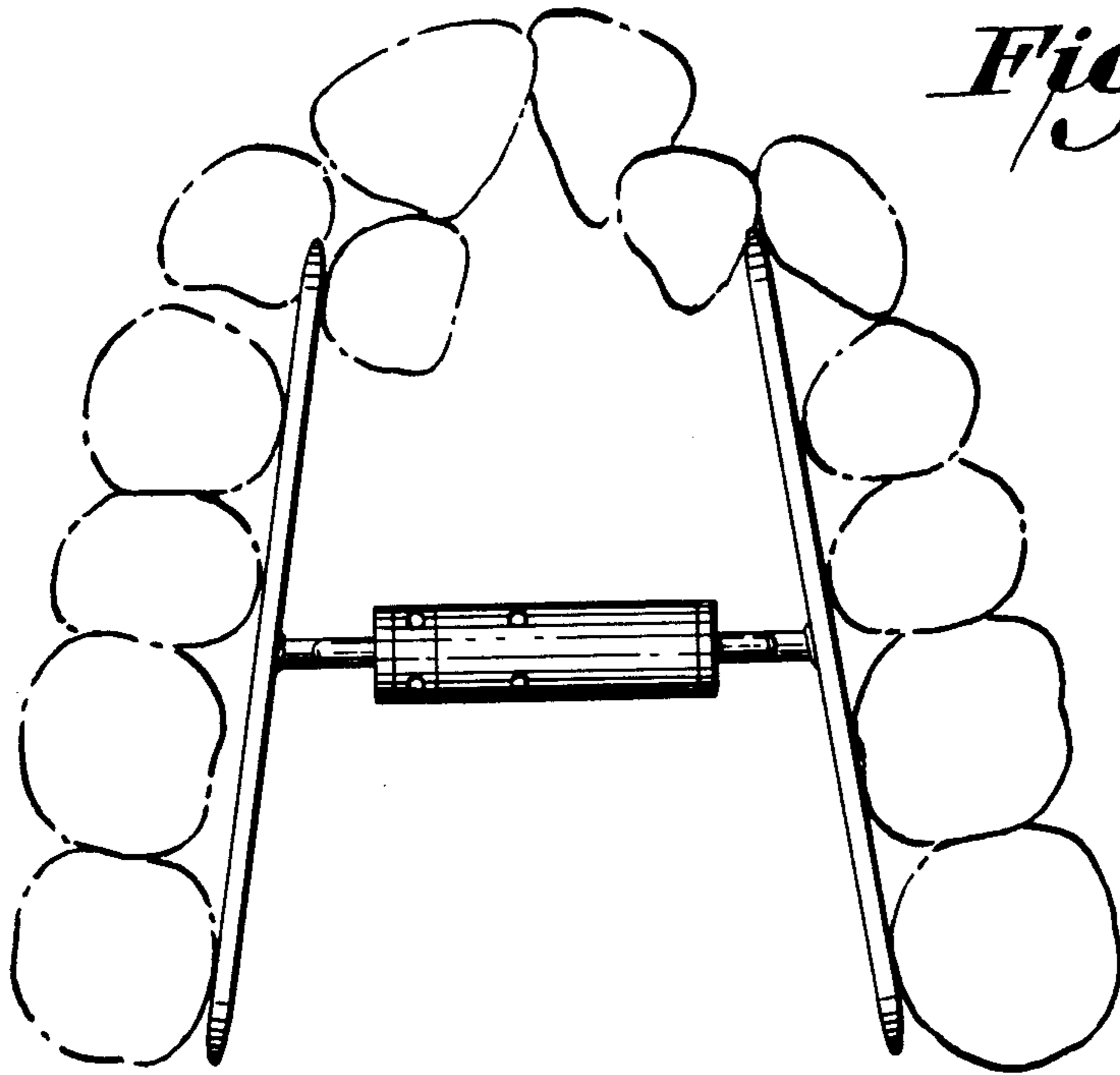


Fig. 1.




Fig. 2.




Fig. 4.



Fig. 3.