

[54] **COMPARTMENTED PLATE**  
 [75] Inventor: **Robert L. Wiley, Lake Forest, Ill.**  
 [73] Assignee: **SiLITE, Incorporated, Chicago, Ill.**  
 [\*\*] Term: **14 Years**  
 [21] Appl. No.: **680,292**  
 [22] Filed: **Apr. 26, 1976**  
 [51] Int. Cl. .... **D7-01**  
 [52] U.S. Cl. .... **D7/21**  
 [58] Field of Search ..... **D7/27, 21, 97, 18, 2,**  
                                   **D7/4, 3, 38, 37, 71; D9/184, 185, 187, 219, 220**

D. 112,920 1/1939 Baker ..... D7/27 X  
 D. 142,283 8/1945 Hirsch ..... D7/27 X  
 D. 145,711 10/1946 Davis ..... D7/27 X  
 3,164,285 1/1965 Melich ..... D7/21 X  
 3,941,286 3/1976 Perkinson ..... D7/21 X

*Primary Examiner*—Winifred E. Herrmann  
*Attorney, Agent, or Firm*—Esther O. Kegan

[57] **CLAIM**

The ornamental design for a compartmented plate, as shown.

**DESCRIPTION**

FIG. 1 is a top plan view of a compartmented plate, showing my new design;  
 FIG. 2 is a front elevational view thereof;  
 FIG. 3 is a side elevational view thereof;  
 FIG. 4 is a rear elevational view thereof; and  
 FIG. 5 is a bottom plan view thereof.

[56] **References Cited**  
**U.S. PATENT DOCUMENTS**  
 D. 55,218 5/1920 Torgeson ..... D7/27  
 71,115 11/1867 Andrews ..... D7/27 X




FIG. 1

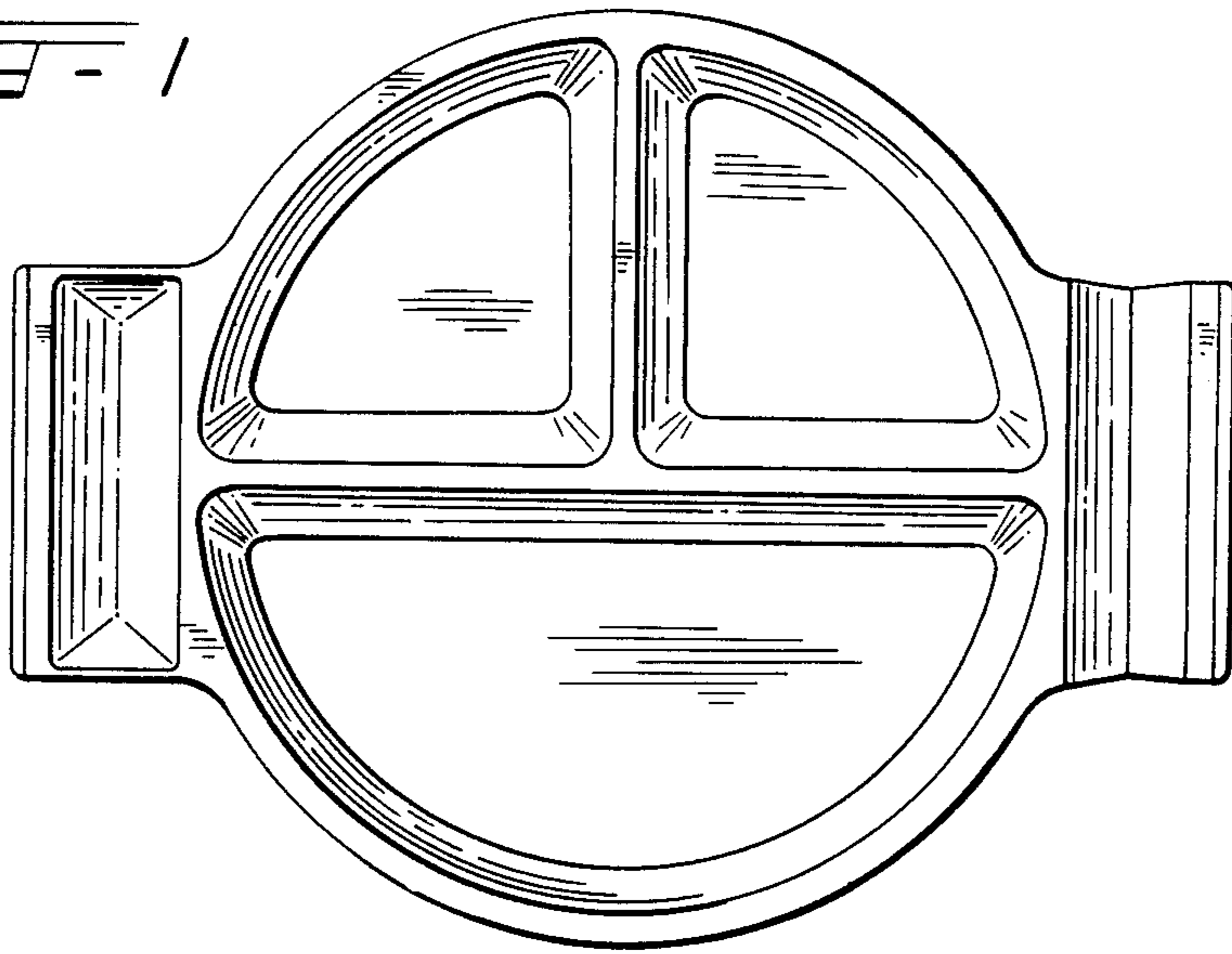


FIG. 2




FIG. 3




FIG. 4



FIG. 5

