

[54] **ELECTRIC DRY SHAVER**

[75] Inventor: **Jacob Anthony Krapowicz**, Fairfield, Conn.

[73] Assignee: **Sperry Rand Corporation**, Bridgeport, Conn.

[**] Term: **14 Years**

[21] Appl. No.: **648,186**

[22] Filed: **Jan. 12, 1976**

[51] Int. Cl. **D28—03**

[52] U.S. Cl. **D28/49**

[58] Field of Search **D95/3 A, 3 B; 30/32, 30/34 R, 34.1, 41.9, 42, 43, 43.4—43.92; D28/49, 51, 53**

[56] **References Cited**

U.S. PATENT DOCUMENTS

3,644,990	2/1972	Crookes	30/34.1
3,909,938	10/1975	Brenneman	30/34.1
D. 188,762	9/1960	Morphy	D95/3 A
D. 221,504	8/1971	Seiffert	D95/3 A

D. 231,576 4/1974 Vanlelyveld D95/3 A

Primary Examiner—Nelson C. Holtje

Assistant Examiner—Louis S. Zarfes

Attorney, Agent, or Firm—Charles R. Miranda

[57] **CLAIM**

The ornamental design for an electric dry shaver, substantially as shown and described.

DESCRIPTION

FIG. 1 is a front left perspective view of the front and left side of an electric dry shaver showing my new design;

FIG. 2 is a front elevational view thereof;

FIG. 3 is a right side elevational view thereof;

FIG. 4 is a top plan view thereof the continuous perforation pattern being shown partially for ease of illustration;

FIG. 5 is a rear elevational view thereof the continuous perforation pattern being shown partially for ease of illustration;

FIG. 6 is a left side elevational view thereof; and

FIG. 7 is a bottom plan view thereof.




Fig. 1.




Fig. 2.

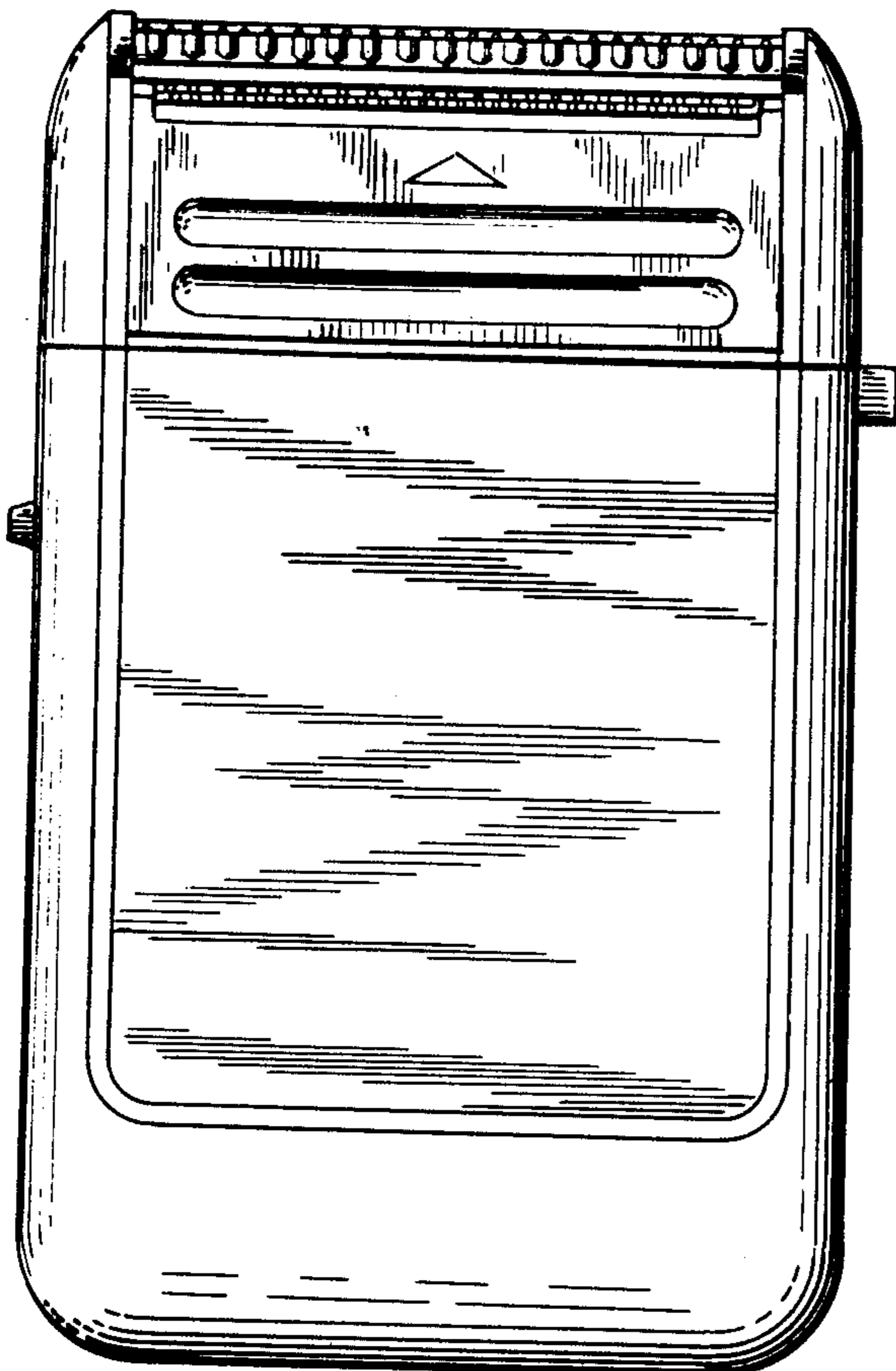



Fig. 3.



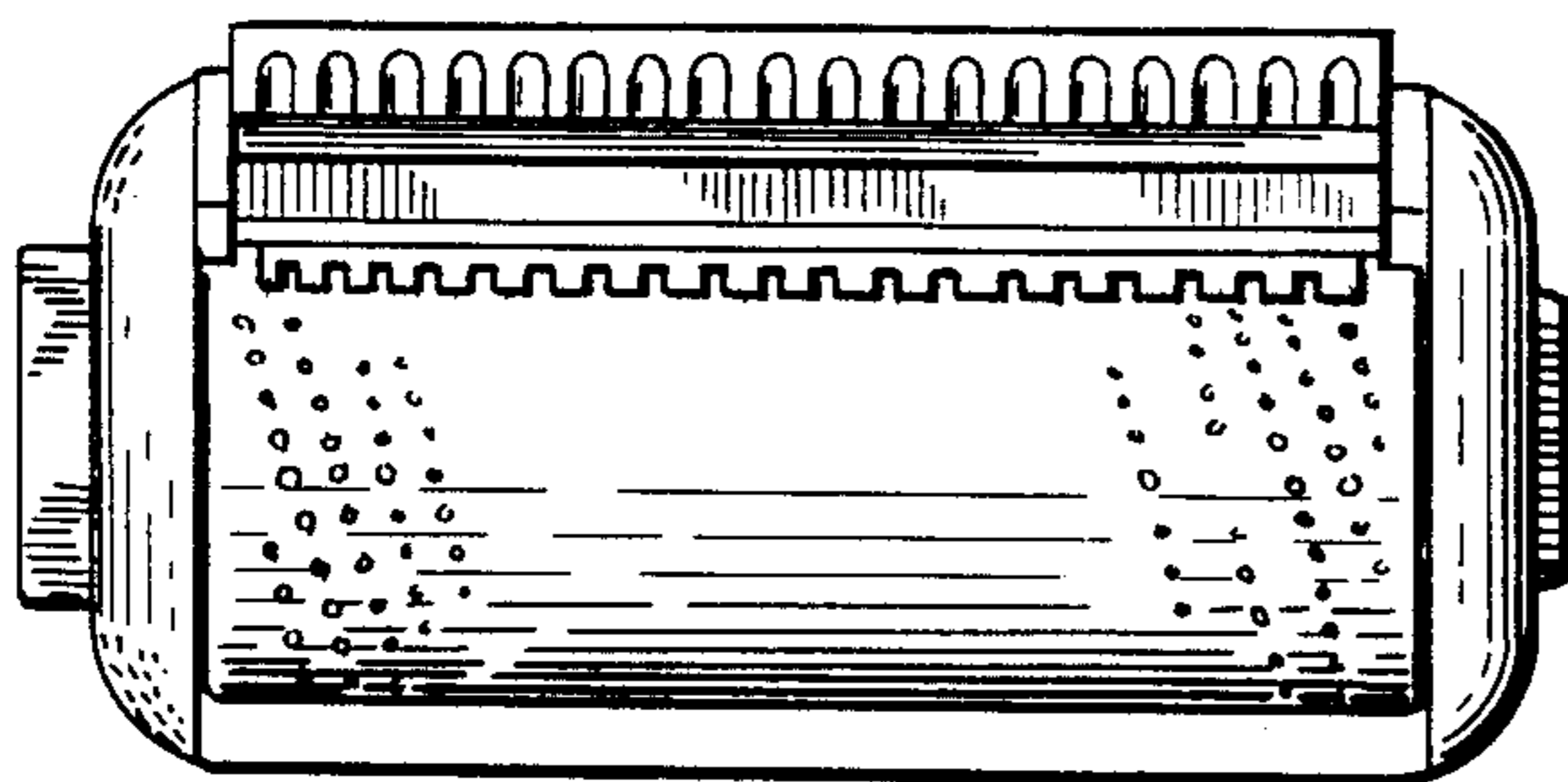


Fig. 4.

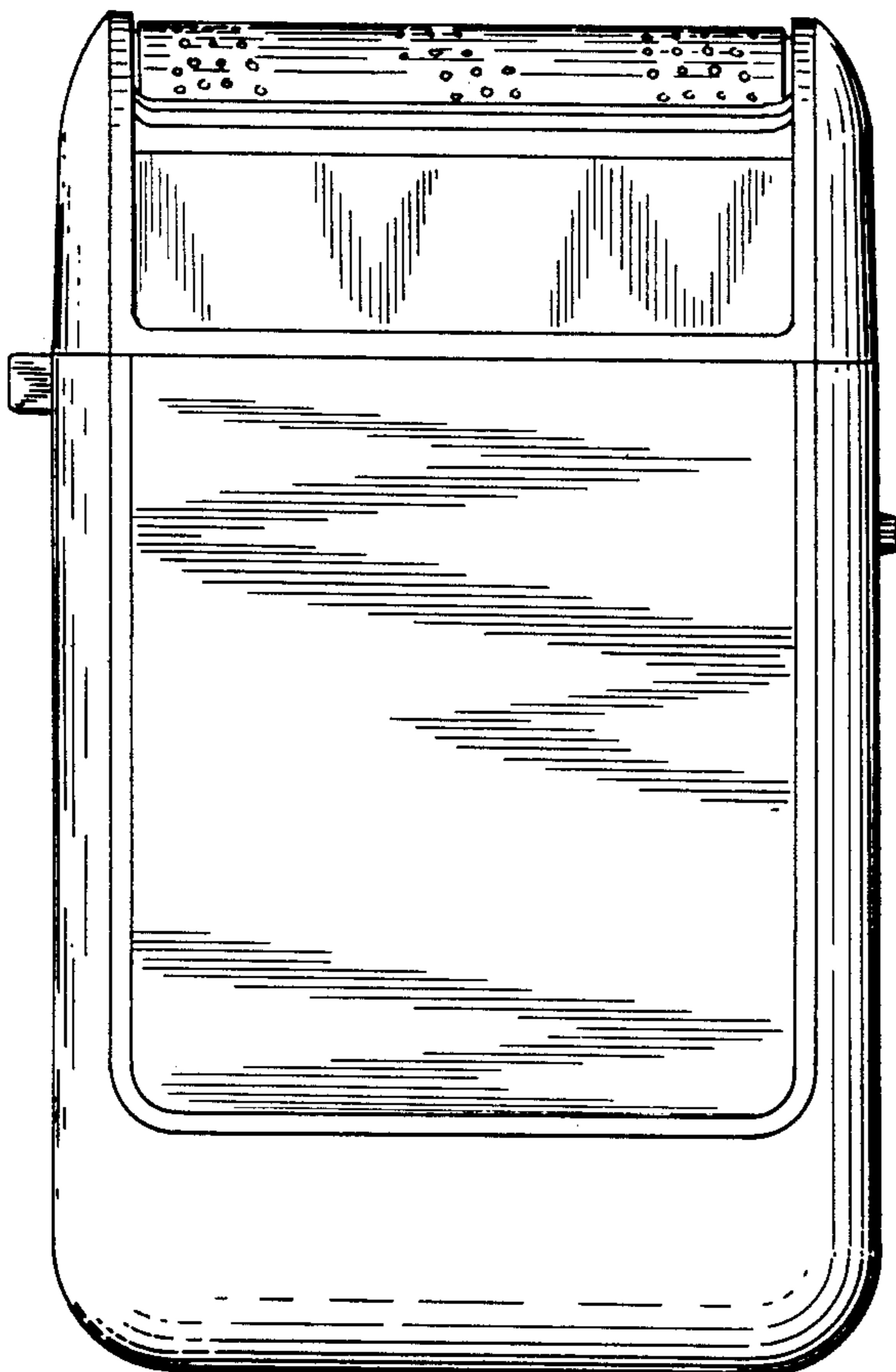


Fig. 5.




Fig. 6.




Fig. 7.