

[54] **HEATER**
 [75] Inventor: **Hans-Ulrich Schade**, Pfuhl, Germany
 [73] Assignee: **Firma Elektro-Warme Technik**,
 Nurnberg, Germany
 [**] Term: **14 Years**
 [21] Appl. No.: **603,179**
 [22] Filed: **Aug. 8, 1975**
 [30] **Foreign Application Priority Data**

Feb. 13, 1975 Germany 1147

[51] Int. Cl. **D23-03**
 [52] U.S. Cl. **D23/122**
 [58] Field of Search D23/72, 122, 123, 124;
 219/366, 367, 368, 369, 370, 377

[56] **References Cited**

U.S. PATENT DOCUMENTS

3,702,918 11/1972 Moller 219/370
 3,846,617 11/1974 Glucksman 219/370
 D. 155,243 9/1949 Sundberg D23/122

D. 199,008 8/1964 Marshall D23/124
 D. 203,785 2/1966 Meisner D23/123
 D. 227,571 7/1973 Cook D23/122

OTHER PUBLICATIONS

Washington Post, Oct. 24, 1973, p. A-14, Flowtron
 Heater/Cooler.


Primary Examiner—James R. Largen

[57] **CLAIM**

The ornamental design for a heater, as shown.

DESCRIPTION

FIG. 1 is a perspective view of a heater showing my
 new design;
 FIG. 2 is a front elevational view thereof;
 FIG. 3 is a rear elevational view thereof;
 FIG. 4 is a top plan view thereof;
 FIG. 5 is a bottom plan view thereof;
 FIG. 6 is a reduced side elevational view thereof, taken
 from the right side of FIG. 1; and
 FIG. 7 is a reduced side elevational view thereof, taken
 from the left side of FIG. 1.






FIG.1




FIG.2

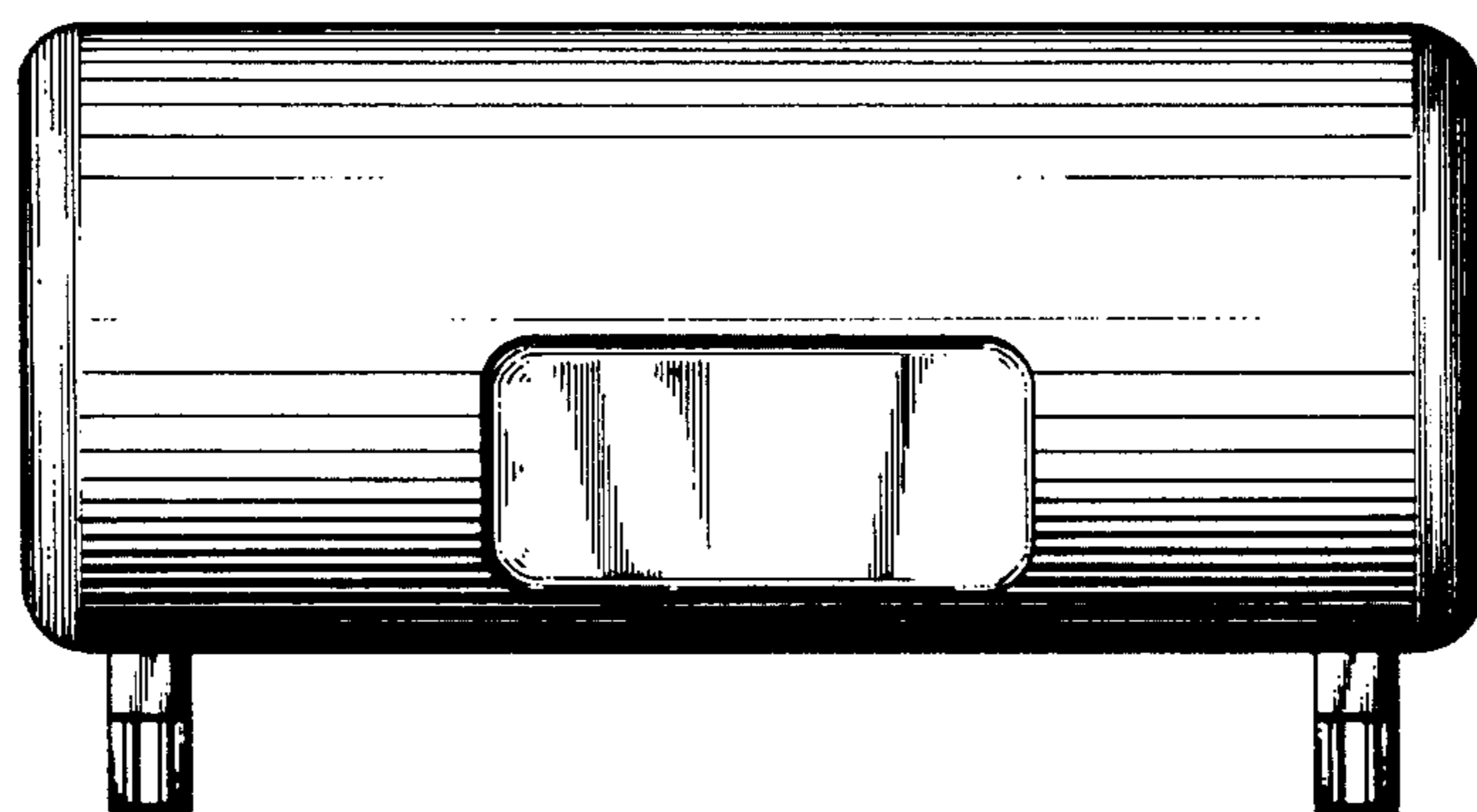


FIG.3




FIG. 4




FIG. 5



FIG. 6

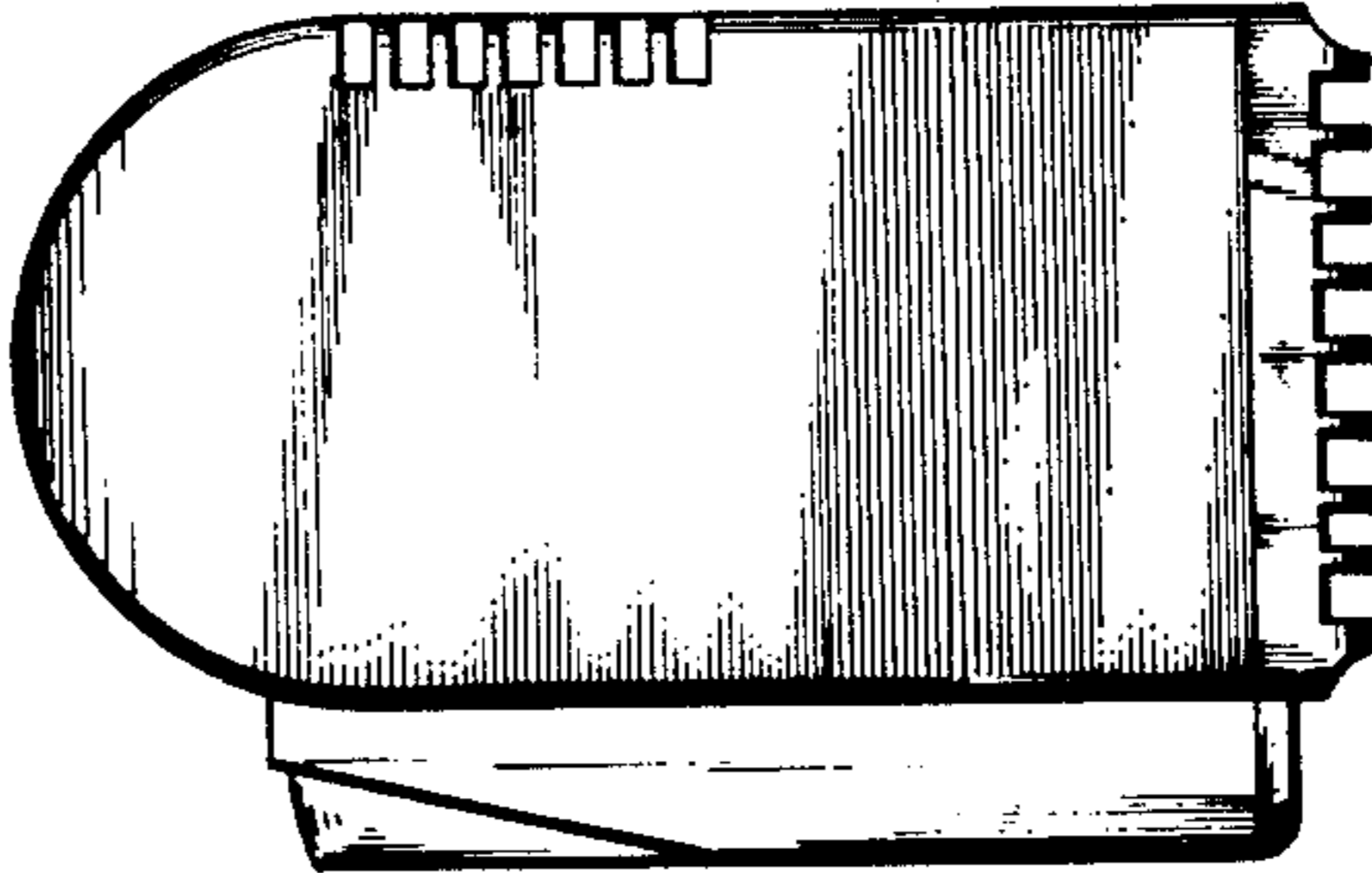


FIG. 7