

[54] PROPHYLACTIC DEVICE

[75] Inventor: Tadao Okamoto, Tokyo, Japan  
 [73] Assignee: Circle Rubber Corporation, St. Louis, Mo.  
 [\*\*] Term: 14 Years  
 [21] Appl. No.: 598,646  
 [22] Filed: July 24, 1975  
 [51] Int. Cl. .... D24—04; D24—99  
 [52] U.S. Cl. .... D24/99  
 [58] Field of Search ..... D19/65, 100; D83/1 R;  
 128/79, 132, 294; D34/15 DD; 264/DIG. 56;  
 D24/99, 59, 61, 34

[56] References Cited

U.S. PATENT DOCUMENTS

2,285,981 6/1942 Johns ..... 128/DIG. 9  
 3,809,090 5/1974 Povlacs et al. .... 128/294  
 D. 51,036 7/1917 Amherst ..... D34/15 DD

FOREIGN PATENT DOCUMENTS

1,252,255 11/1971 United Kingdom ..... 128/132

OTHER PUBLICATIONS

Sure Cat. No. 130, © 1938, p. 690, rubber finger tip.  
 World Wide Discount Cat., © 1974, pp. 29 & 35, Los Angeles, Calif.

Primary Examiner—Bernard Ansher  
 Attorney, Agent, or Firm—Ralph W. Kalish

[57] CLAIM

The ornamental design for a prophylactic device as shown, and described.

DESCRIPTION

FIG. 1 is an elevational view of a prophylactic device showing my new design;  
 FIG. 2 is a top plan view thereof;  
 FIG. 3 is a bottom plan view thereof;  
 FIG. 4 is an elevational view of a prophylactic device showing a second modified embodiment of my new design;  
 FIG. 5 is a top plan view of the design shown in FIG. 4; and  
 FIG. 6 is a bottom plan view of the design shown in FIG. 4.




FIG. 1




FIG. 2




FIG. 3

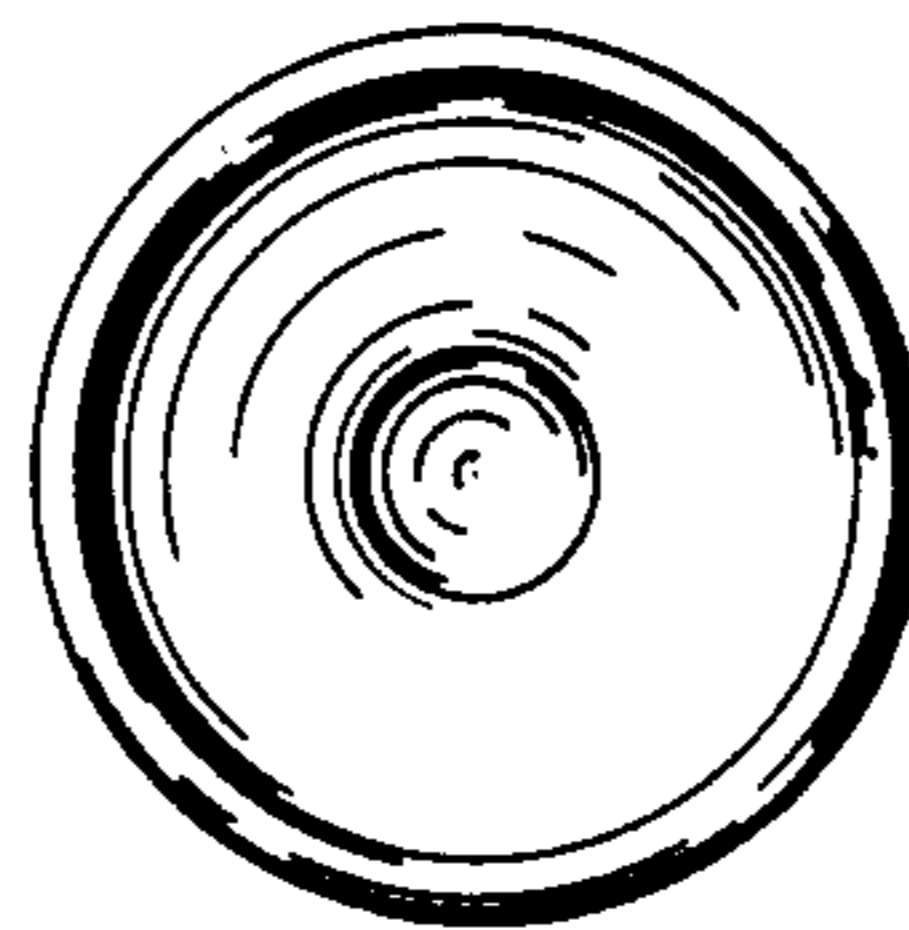


FIG. 4




FIG. 5

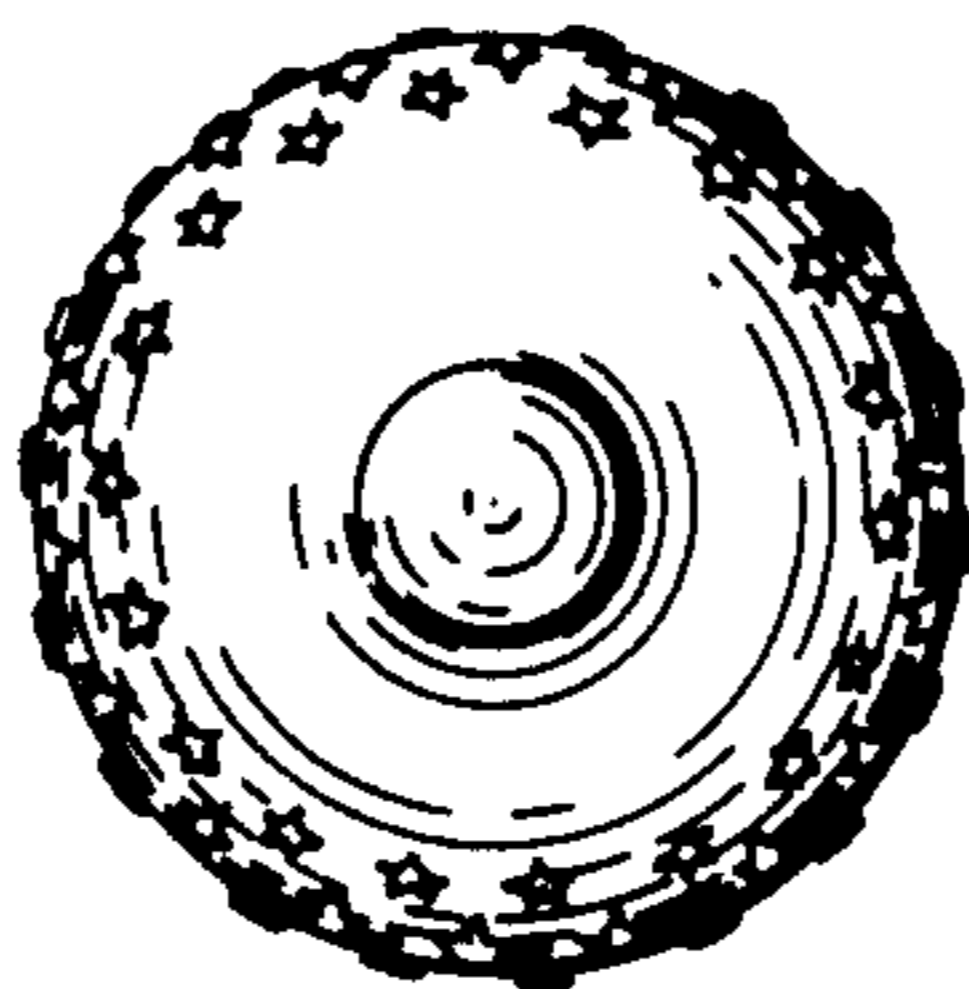


FIG. 6

