

[54] HANGER

[75] Inventor: John Auersperg, Merrick, N.Y.

[73] Assignee: Certified Creations, Inc.

[**] Term: 14 Years

[21] Appl. No.: 756,052

[22] Filed: Jan. 3, 1977

[51] Int. Cl. D6-08

[52] U.S. Cl. D6/247

[58] Field of Search D6/85, 113, 114, 116,
D6/117, 118, 247, 250-257; 211/113; 223/85,
87, 88, 91, 92, 93, 95, 96

[56] References Cited

U.S. PATENT DOCUMENTS

283,418	8/1883	Ries	223/95
1,929,284	10/1933	Misbach	223/85
2,171,693	9/1939	Glendenning	D6/252
2,372,998	4/1945	Young	223/88
D. 32,777	6/1900	Annis	D6/247
D. 64,774	5/1924	Ten Eyck	D6/254
D. 158,952	6/1950	Gately	D6/247

D. 169,442	4/1953	Israelson	D6/247
D. 181,917	1/1958	Tupper	D6/252
D. 182,259	3/1958	Tupper	D6/252
D. 220,891	6/1971	Charak	D6/252
D. 236,572	9/1975	Ostroll	D6/252
D. 238,032	12/1975	Duncan	D6/251

Primary Examiner—Wallace R. Burke

Assistant Examiner—B. J. Bullock

Attorney, Agent, or Firm—Lawrence G. Kurland

[57] CLAIM

The ornamental design for a hanger, as shown and described.

DESCRIPTION

FIG. 1 is a reduced front perspective view of a hanger embodying my new design;

FIG. 2 is a front elevational view thereof;

FIG. 3 is a rear elevational view thereof;

FIG. 4 is a side elevational view taken from the left of FIG. 2;

FIG. 5 is a side elevational view taken from the right of FIG. 2;

FIG. 6 is a top plan view thereof;

FIG. 7 is a bottom plan view thereof.

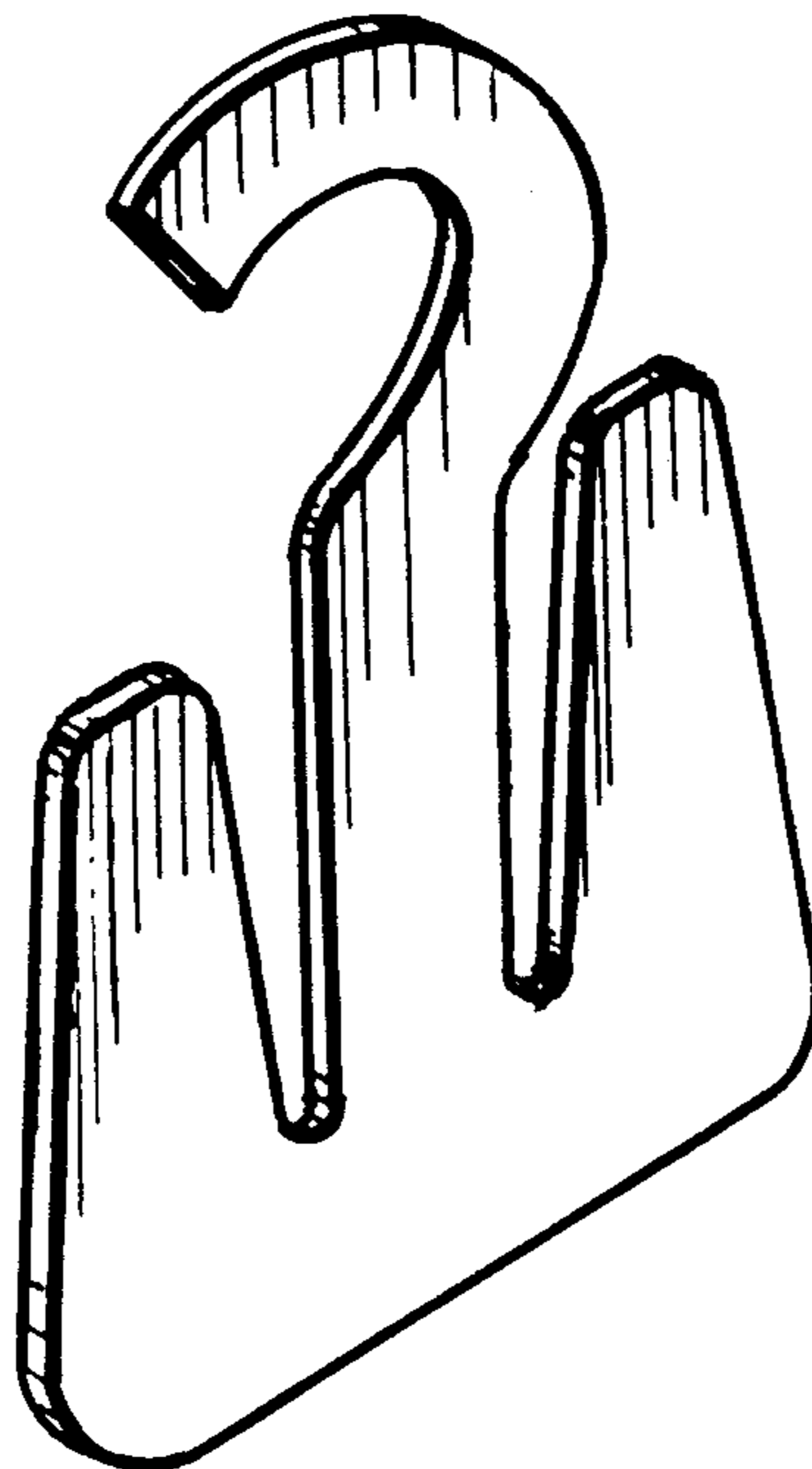


FIG. 6.



FIG. 7.




FIG. 2.



FIG. 1.

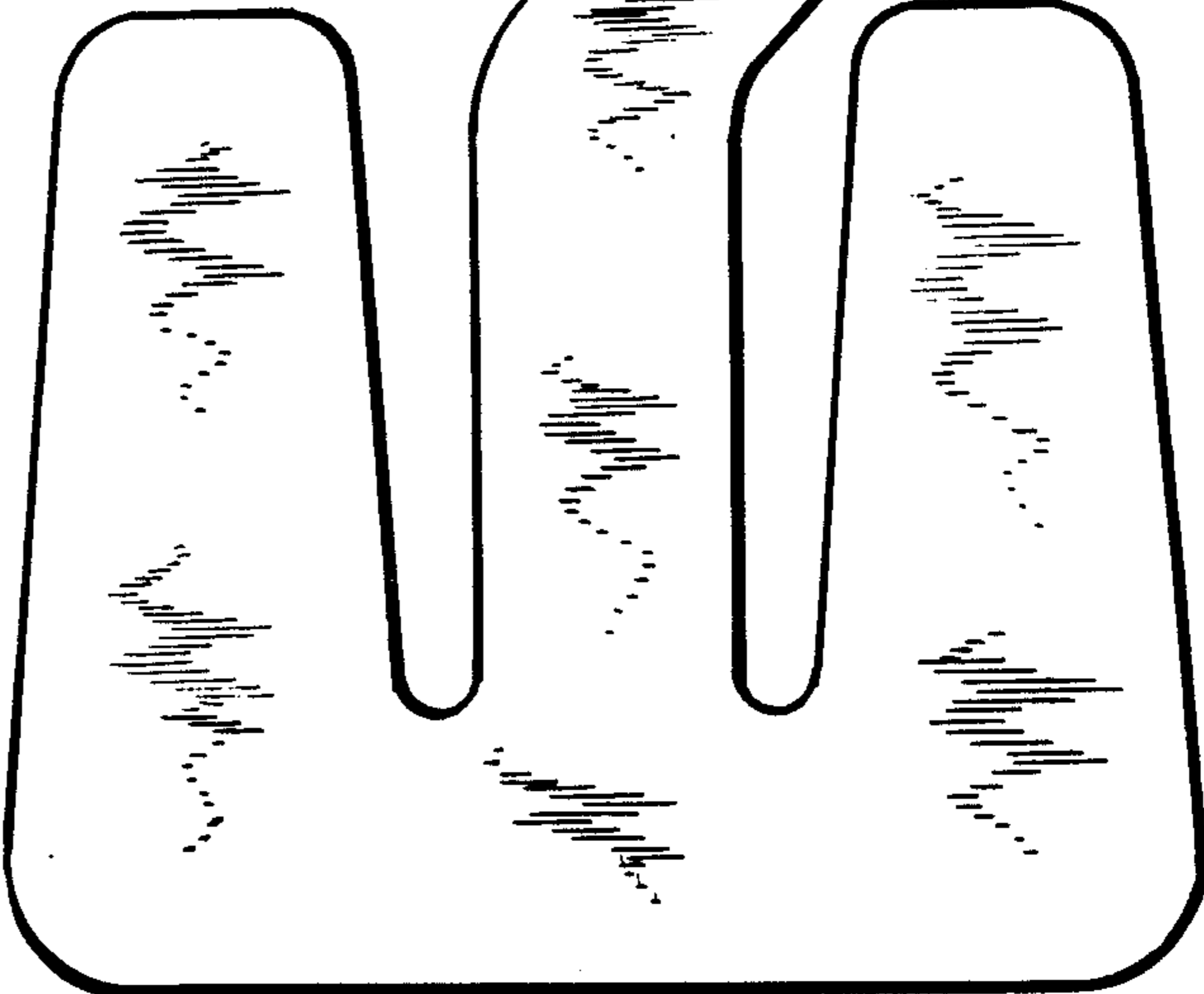
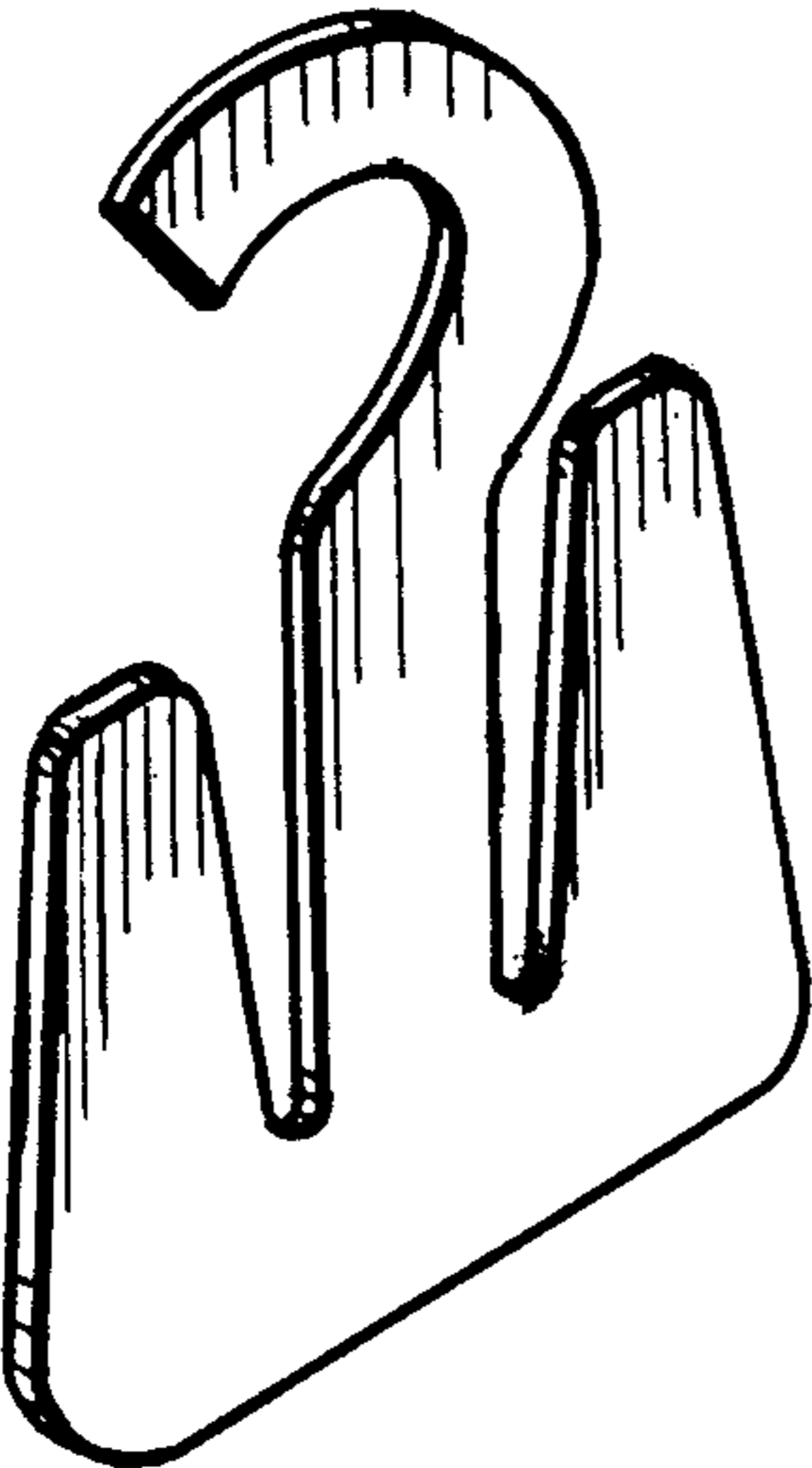


FIG. 3.

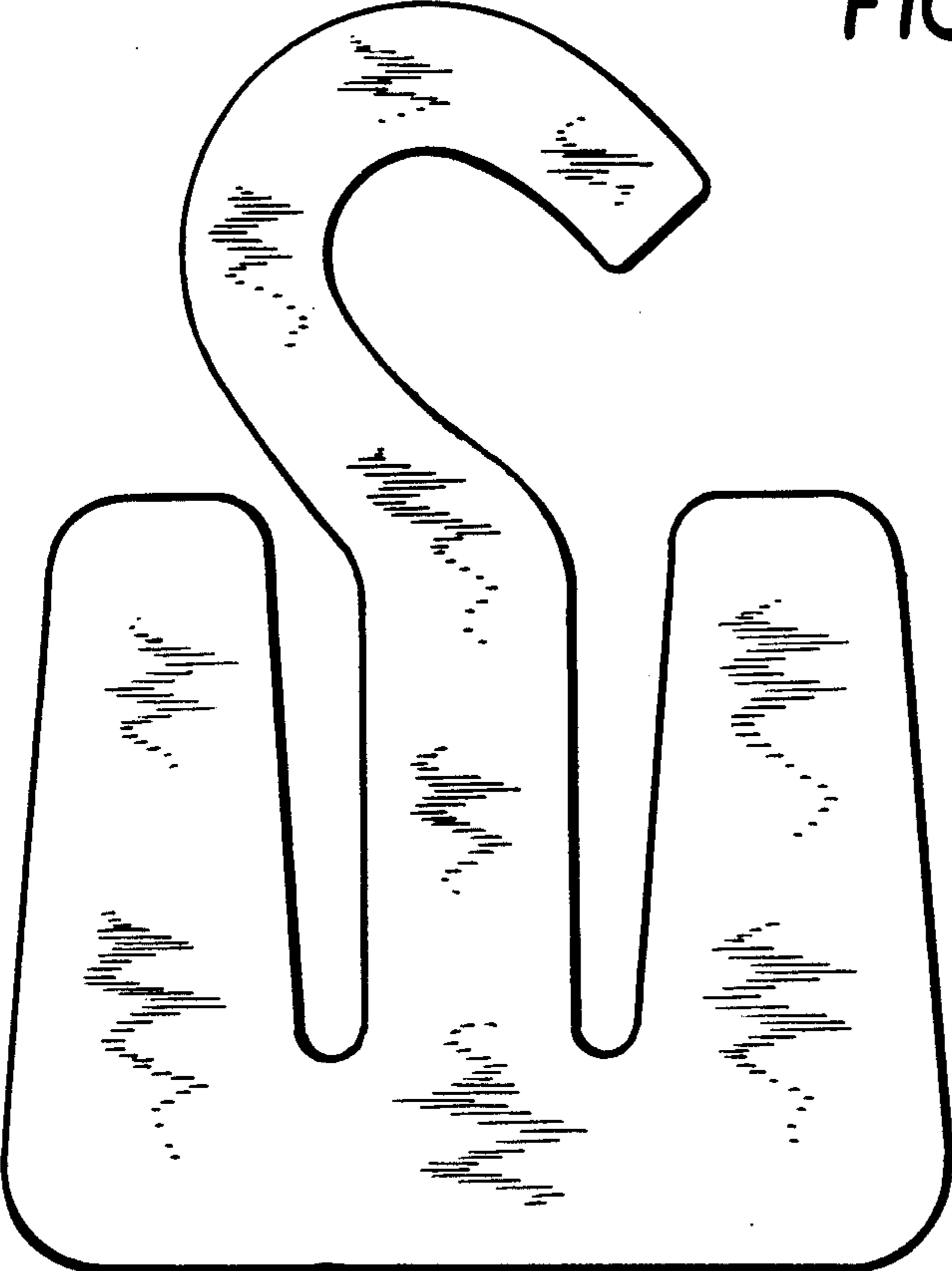


FIG. 4.



FIG. 5.

