

[54] **SHOWERHEAD DISPLAY CABINET**

[75] Inventor: Clifford E. Grube, Niles, Ill.

[73] Assignee: Associated Mills, Inc.

[**] Term: 14 Years

[21] Appl. No.: 745,341

[22] Filed: Nov. 26, 1976

[51] Int. Cl. D6-99

[52] U.S. Cl. D6/175

[58] Field of Search D6/85, 175; D23/34-39;
312/284

[56] **References Cited**

U.S. PATENT DOCUMENTS

3,877,766	4/1975	Seebald	312/284
D. 171,606	3/1954	MacAleese	D6/175
D. 219,850	2/1971	Loewy	D6/175 X

D. 241,901 10/1976 Hansen D6/175

Primary Examiner—James R. Largen
Attorney, Agent, or Firm—George B. Newitt

[57] **CLAIM**

The ornamental design for a showerhead display cabinet, as shown and described.

DESCRIPTION

FIG. 1 is a perspective view of my showerhead display cabinet showing my new design;

FIG. 2 is an elevational view taken from one side thereof;

FIG. 3 is a front elevational view thereof;

FIG. 4 is a top plan view thereof;

FIG. 5 is an elevational view taken from the side opposite that shown in FIG. 2; and

FIG. 6 is a rear elevational view thereof.

The flexible hose has been broken away for convenience of illustration in FIGS. 2, 3, 4 and 5.




Fig. 1




Fig. 2

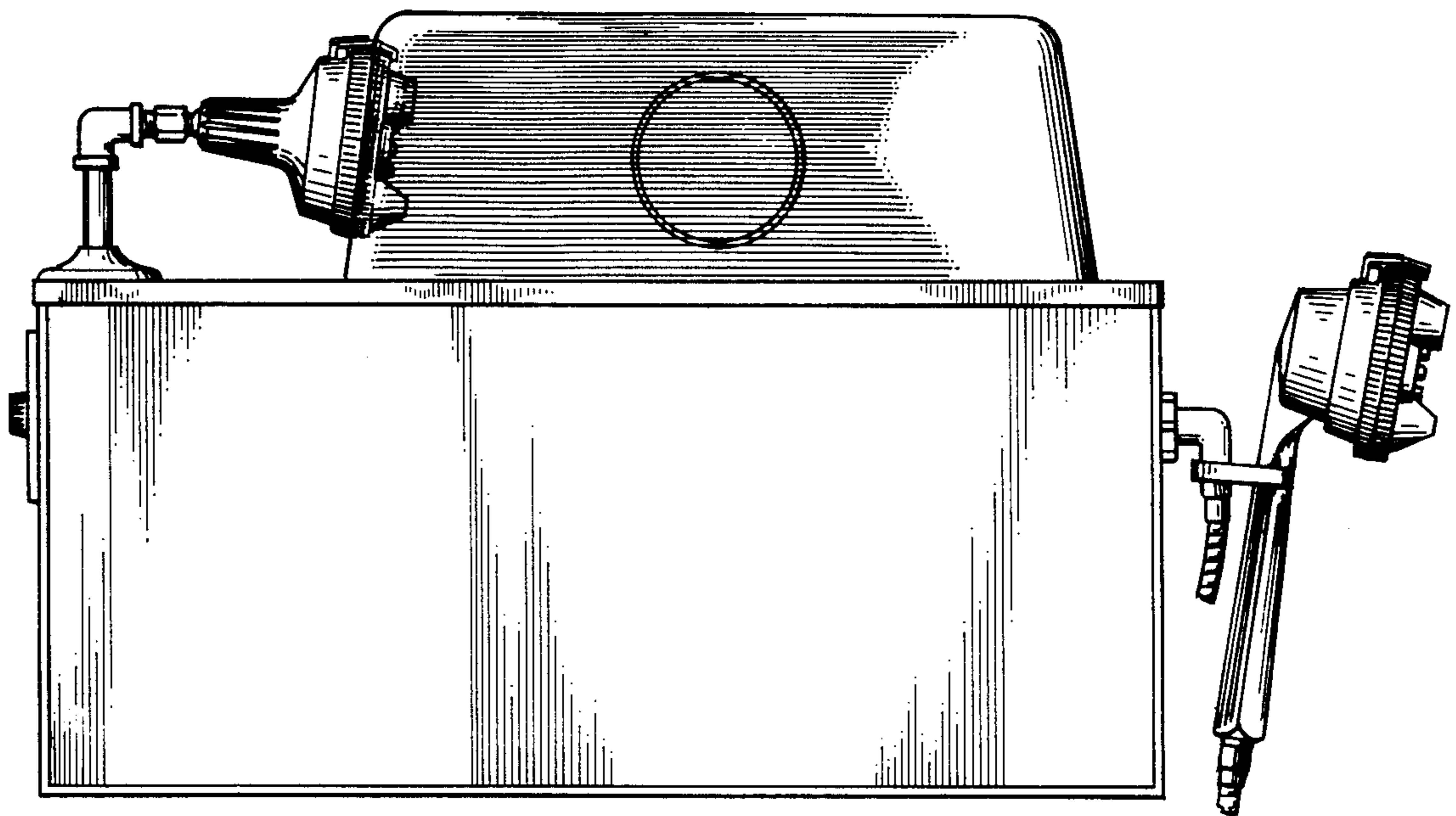


Fig. 3

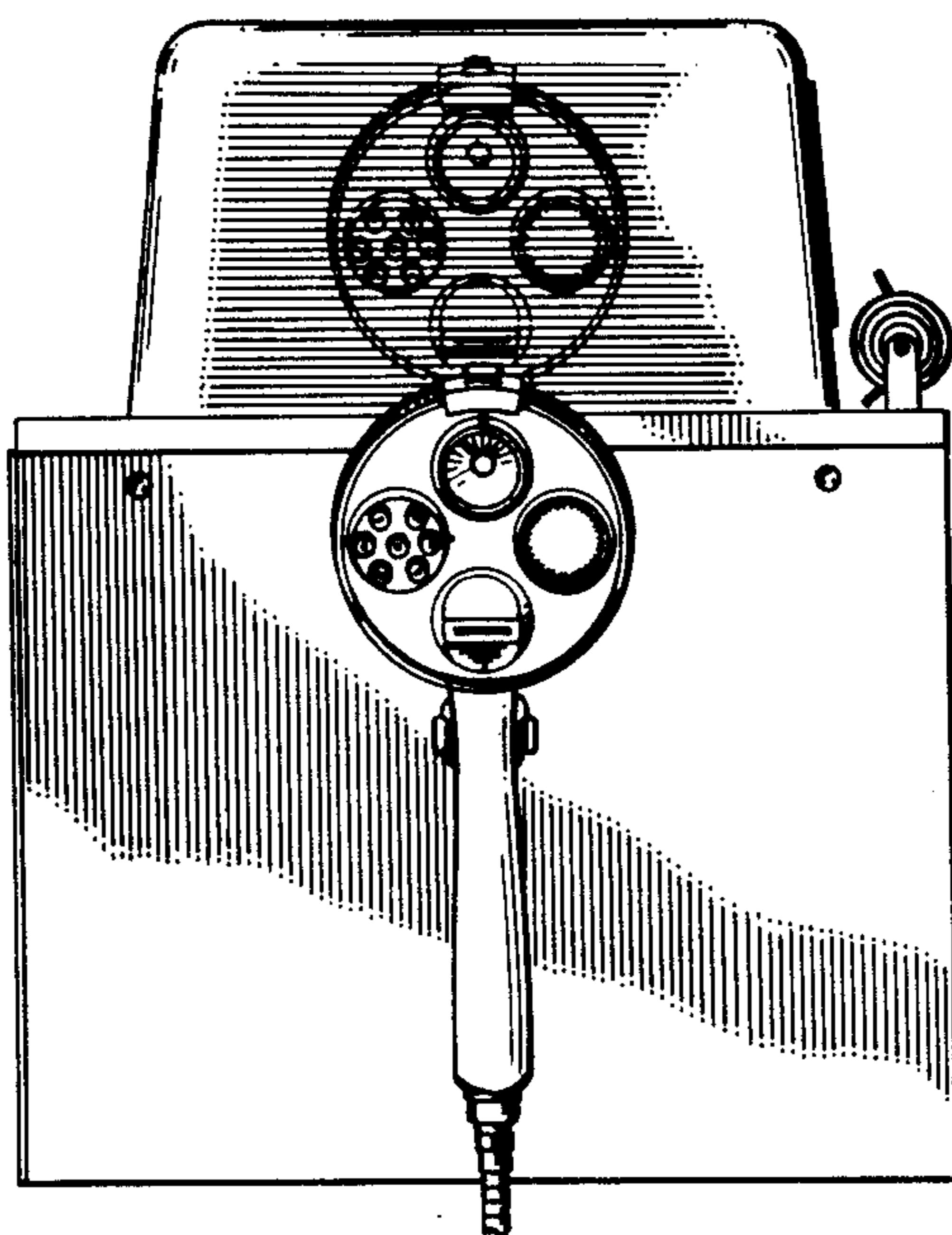


Fig. 4




Fig. 6




Fig. 5

