

[54] CAN OR SIMILAR ARTICLE

[76] Inventors: Edward W. Sexton, 20 Coolidge Ave., Cambridge, Mass. 02139; Edward W. Sexton, Jr., 990 Massachusetts Ave., Arlington, Mass. 02149

[\*] Notice: The portion of the term of this patent subsequent to Oct. 4, 1991, has been disclaimed.

[\*\*] Term: 14 Years

[21] Appl. No.: 631,069

[22] Filed: Nov. 12, 1975

[51] Int. Cl. .... D9-03

[52] U.S. Cl. .... D9/218

[58] Field of Search .... D9/216-218, D9/9, 170, 258, 157; D7/77; 215/1 R, 1 C; 220/66, 67, 1 BC, 72

[56]

References Cited

U.S. PATENT DOCUMENTS

820,228	5/1906	Mauser .....	D9/170 X
2,577,245	12/1951	Tuttle et al. ....	D9/258 X
D. 109,311	4/1938	Calleson et al. ....	D9/218
D. 158,332	4/1950	Schmidt .....	D9/218
D. 216,673	3/1970	Sexton, Jr. ....	D9/9

Primary Examiner—Robert C. Spangler  
Attorney, Agent, or Firm—Robert L. Thompson

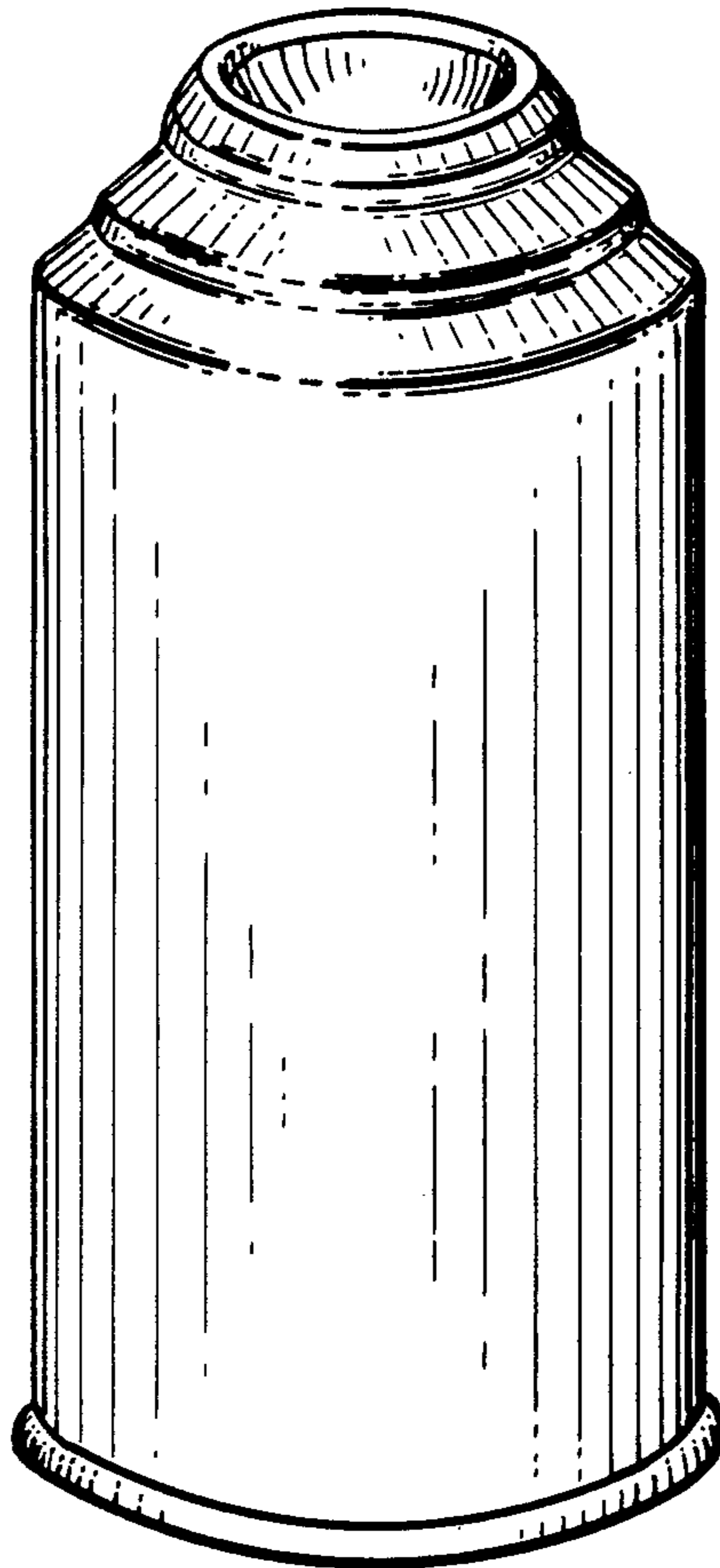
[57]

CLAIM

The ornamental design for a can or similar article, substantially as shown.

DESCRIPTION

FIG. 1 is a perspective view of a can or similar article embodying our new design;  
FIG. 2 is a side elevation of the can shown in FIG. 1; and  
FIG. 3 is a vertical section through the upper section of the can.



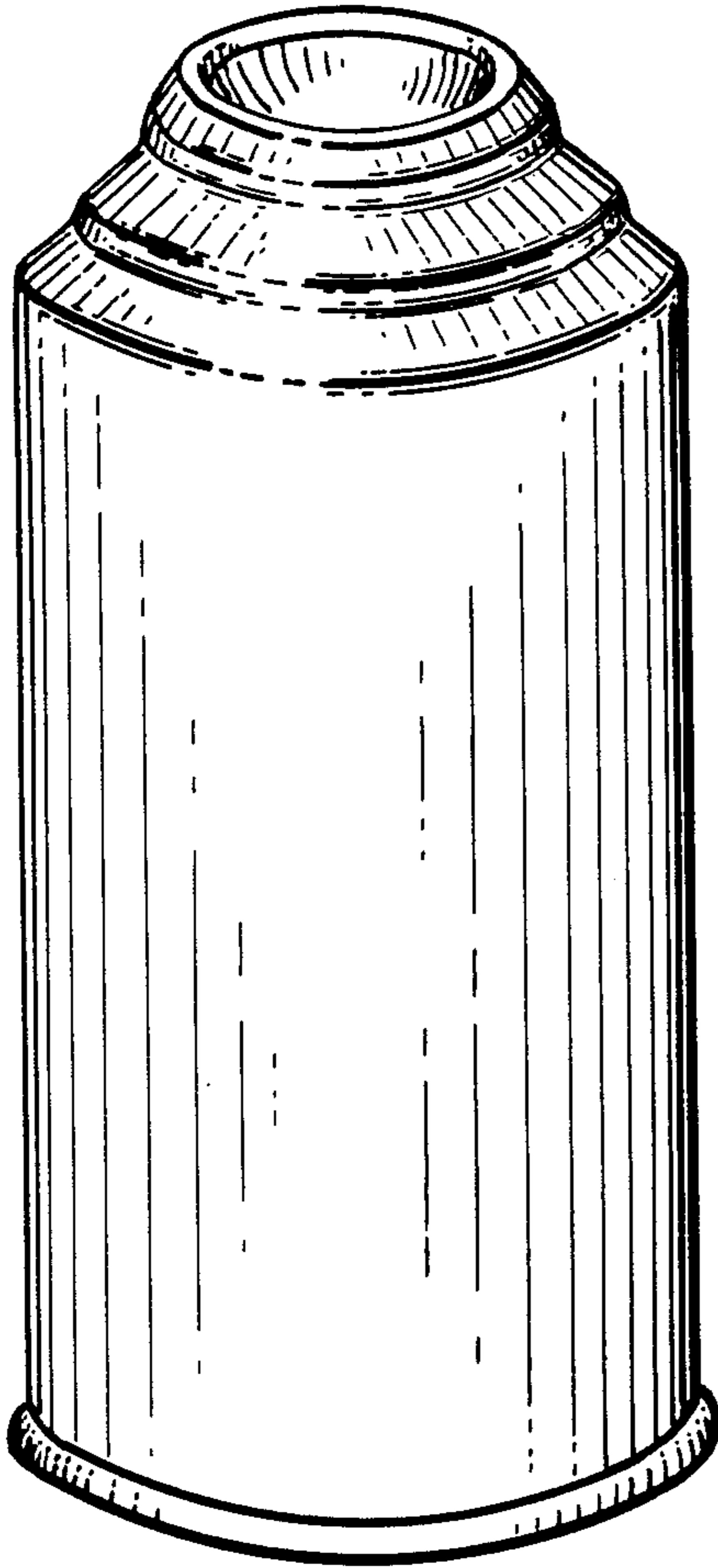


FIG. 1

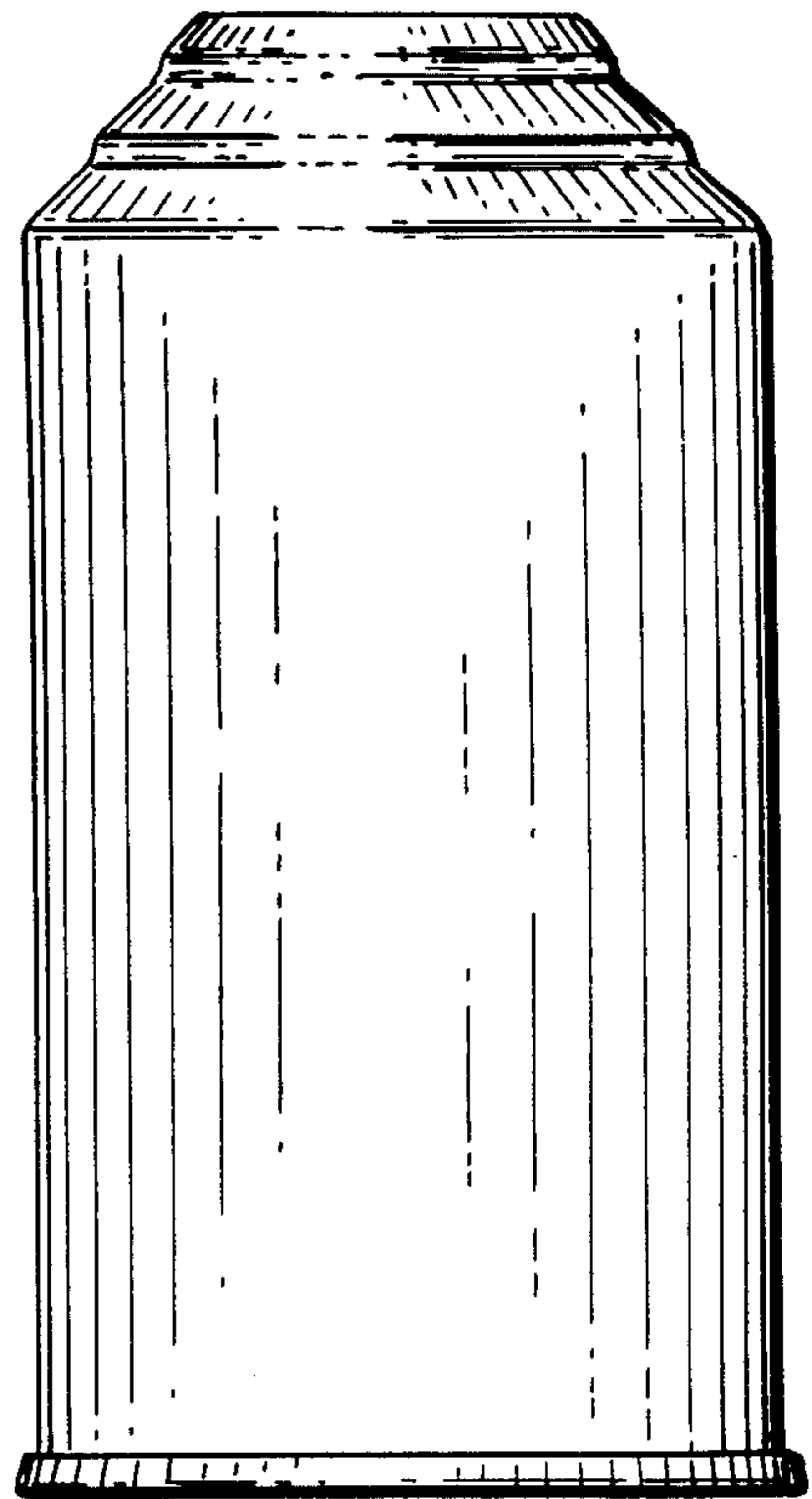


FIG. 2



FIG. 3