

[54] GOLF CLUB

[76] Inventor: Asao Shimada, 1021, Niihori, Hidaka-cho, Iruma, Saitama, Japan

[\*\*] Term: 14 Years

[21] Appl. No.: 646,034

[22] Filed: Jan. 2, 1976

[51] Int. Cl. .... D21-02

[52] U.S. Cl. .... D34/5 GS

[58] Field of Search ..... D34/5 GS, 5 GC; D23/45; D25/95; 273/81 R, 80 R, 80 A, 80 B

[56] References Cited

U.S. PATENT DOCUMENTS

D. 179,018 10/1956 Lowe et al. .... D8/77

FOREIGN PATENT DOCUMENTS

521,360 5/1940 United Kingdom ..... 273/81 R

Primary Examiner—Melvin B. Feifer

Attorney, Agent, or Firm—Vern L. Oldham

[57] CLAIM

The ornamental design for a golf club, or similar article, substantially as shown and described.

DESCRIPTION

FIG. 1 is a front elevational view of a golf club showing my new design;

FIG. 2 is a top plan view of the golf club of FIG. 1;

FIG. 3 is a bottom plan view of the golf club of FIG. 1;

FIG. 4 is a back elevational view of the golf club of FIG. 1;

FIG. 5 is an end elevational view of the golf club of FIG. 1;

FIG. 6 is a rear elevational view of the golf club of FIG. 1;

FIG. 7 is a broken away view of the artistically designed portion of the shaft taken from Section 7-7 of FIG. 1; and,

FIG. 8 is a broken away cross-sectional view of the same section of the shaft taken on line 8-8 of FIG. 7. The characteristic feature of my design resides in the particular arrangement of circular embossments on the shaft portion as shown.




FIG. 1




FIG. 2

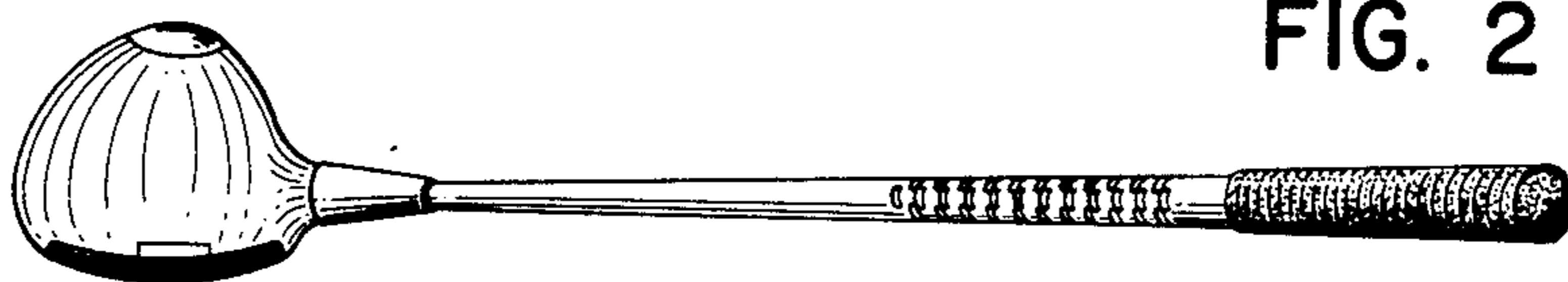


FIG. 3



FIG. 5

FIG. 6

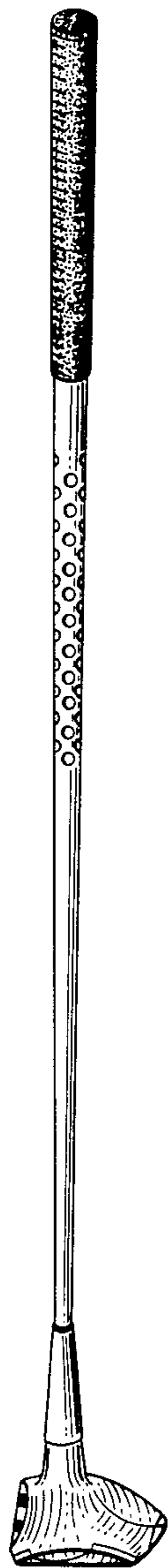
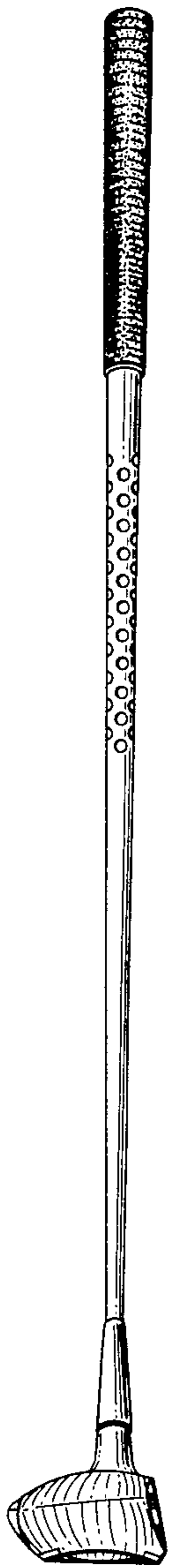


FIG. 4



FIG. 7

FIG. 8

